

MARTOC
REPORT
FISCAL YEAR
2022



GO GREEN. GO MARTA.

REVEALING ATLANTA'S FIRST ALL ELECTRIC BUS

marta 8004

OUR PARTNERS



August 31, 2022

The Honorable Mary Margaret Oliver
Chair, Metropolitan Atlanta Rapid Transit Overview Committee
604-G Coverdell Legislative Office Building
Atlanta, GA 30334

Dear Chair Oliver:

MARTA is pleased to present our annual report to the Metropolitan Atlanta Rapid Transit Overview Committee (MARTOC), prepared in accordance with the requirements established by Section 14A and 17G of the MARTA Act. This report contains information pertaining to the 2022 fiscal year, which covers the period from July 1, 2021, to June 30, 2022.


In FY22, MARTA and the State of Georgia continued to strengthen their partnership. The United States Congress passed the five-year Surface Transportation Reauthorization, known as the Bipartisan Infrastructure Law in November, infusing states and local entities with additional formula funding as well as a bevy of new discretionary grant opportunities. Alignment was found between investment in the Five Points Station Transformation project, which will be the first time local, state and federal funding comes together to advance a MARTA project.

MARTA continued to advance "State of Good Repair" projects, including the selection of interior and exterior designs for the new rail cars and the introduction of the first six electric buses to the fleet. Expansion projects also progressed, with the Summerhill Bus Rapid Transit (BRT) project reaching 100% design, and Clayton Southlake BRT entering the federal Capital Investment Grant program, MARTA's first project in that program since extension of the Red Line to North Springs.

As required by the MARTA Act, verified copies of this report will be filed with MARTOC, the presiding officers of the State Senate and State House of Representatives, and the State Auditor, as well as the governing authorities of each county and the largest municipality in the area served by MARTA. The report will be properly advertised, will be available at MARTA headquarters for public inspection and will be posted on the Authority's website.

As Chair of the Board and Interim General Manager/Chief Executive Officer of MARTA, we verify the contents of this report to be as accurate and complete as reasonably possible and in compliance with our understanding of the requirements of the above-mentioned legislation. We have made every attempt to provide comprehensive information within this document. Should any additional information or clarification be required, please do not hesitate to contact us at 404-848-5352.

Sincerely,



Rita Scott
Chair, Board of Directors



Collie Greenwood,
Interim General Manager/CEO

cc: Members, Metropolitan Atlanta Rapid Transit Overview Committee
Governor, State of Georgia
Lieutenant Governor, State of Georgia
Speaker, Georgia House of Representatives
Auditor, State of Georgia
Mayor, City of Atlanta
Members, Atlanta City Council
Chair, Clayton County Board of Commissioners
Members, Clayton County Board of Commissioners
CEO, DeKalb County
Members, DeKalb County Board of Commissioners
Chair, Fulton County Board of Commissioners
Members, Fulton County Board of Commissioners

REPORT VERIFICATION


Personally appeared before me, the undersigned authority duly authorized to administer oaths, MS. RITA SCOTT, Chair, Board of Directors of the Metropolitan Atlanta Rapid Transit Authority, and COLLIE GREENWOOD, Interim General Manager/Chief Executive Officer, each of whom on oath individually deposes and says that the information set forth in the foregoing attached statement submitted pursuant to the requirements of Section 14A and 17G of the MARTA Act, as amended, is true and correct to the best of their knowledge and belief.

As to **MS. RITA SCOTT:**



Ms. Rita Scott
Chair, Board of Directors
Metropolitan Atlanta Rapid Transit Authority

Sworn to and subscribed before me this
25th day of August, 2022.




Notary Public

As to **COLLIE GREENWOOD:**



Collie Greenwood,
Interim General Manager/CEO
Metropolitan Atlanta Rapid Transit Authority

Sworn to and subscribed before me this
25th day of August, 2022.



Notary Public

METROPOLITAN ATLANTA RAPID TRANSIT AUTHORITY

FINANCIAL STATEMENTS

OPERATING AND CAPITAL CONSOLIDATED FINANCIAL STATEMENT

This report reflects a consolidated summary of the Statement of Operating Revenues and Expenses and the Statement of Capital Sources and Expenditures. This report is unaudited. Please see the following page for details on the referenced statements.

STATEMENT OF OPERATING REVENUES AND EXPENSES

This report includes all revenue and expenses that are considered operating items per the MARTA Act. This report does not include any year-end reclassifications or adjustments that are routine to any year-end close-out. In addition, this report does not include any possible recommended adjustments from the external auditors; it is unaudited. This report is not meant to serve as MARTA's official financial statements. MARTA financial statements are prepared in accordance to Generally Accepted Accounting Principles. The referenced financial statements will be audited by an independent accounting firm and will be available in hard copy by December 2022.

STATEMENT OF CAPITAL SOURCES AND EXPENDITURES

This report reflects all sources of funds available to cover capital expenditures for FY 2022. It also details all capital expenditures, bond debt and related bond costs covered under the sources of funds. This report does not include any year-end reclassifications or adjustments that are routine to any year-end close-out. In addition, this report does not include any possible recommended adjustments from the external auditors; it is unaudited. This report is not meant to serve as MARTA's official financial statements. MARTA financial statements are prepared in accordance to Generally Accepted Accounting Principles. The referenced financial statements will be audited by an independent accounting firm and will be available in hard copy by December 2022.

Metropolitan Atlanta Rapid Transit Authority
Operating and Capital Consolidated Financial Statement
6/30/2022
(Unaudited)

Operating Revenue	\$ 692,759,214
Capital Funding	498,361,007
Total Operating Revenue and Capital Funding	<u>\$ 1,191,120,221</u>
Operating Expenses	\$ 515,836,863
Capital Expenditures	505,354,650
Total Operating Expenses and Capital Expenditures	<u>\$ 1,021,191,513</u>

Metropolitan Atlanta Rapid Transit Authority
Statement of Operating Revenues and Expenses
June 30, 2022
(Unaudited)

Revenues:

Operating Sales Tax	\$ 313,712,372
Passenger Revenue	63,457,468
Ad Valorem Tax	1,493,189
Station Parking	33,453,249
Lease Income	19,740,180
Federal Assistance	247,659,181
Other Operating Revenue	13,243,575

Total Operating Revenues

\$ 692,759,214

Expenses:

Salaries	\$ 272,478,272
Benefits	122,427,891
Contractual Services	83,926,335
Materials & Supplies	47,047,712
Other Operating Expenses	15,745,350
Casualty & Liability	17,924,524
Other Non-Operating/ Misc	2,488,245
Inventory Adjustments	931,009
Expense Allocated to Capital Projects	(47,132,475)

Total Operating Expenses

\$ 515,836,863

Metropolitan Atlanta Rapid Transit Authority
Statement of Capital Sources and Expenditures
June 30, 2022
(Unaudited)

Capital Sources:

FY21 Beginning Capital Balance	\$ 84,533,976
Sales Tax	350,932,491
Financing Baseline Program	0
Investment & Other Income	303,094
Federal Capital Assistance	57,703,831
State Capital Grants	4,887,615

Total Capital Sources \$ 498,361,007

Capital Expenditures:

Capital Programs	
Vehicles	115,138,262
Facilities & Stations	65,957,296
Maintenance of Way	26,223,863
Systems	91,423,219
Non-Asset	37,314,617
More Marta Clayton Expansion	9,854,494
More Marta COA Expansion	15,582,364

Total Capital Programs \$ 361,494,115

Bond Debt and Other Bond Costs \$ 143,860,535

Total Expenditures \$ 505,354,650

**METROPOLITAN ATLANTA RAPID
TRANSIT AUTHORITY
PAYMENTS AND CONTRACTS \$20,000 OR
MORE**

This report lists all entities receiving more than \$20,000 during FY 2022 and the total amounts paid to them during the year, with some exclusions. Entities receiving funds withheld from employees' salaries, such as pension trustees, the transit union and those entities receiving tax withholdings are excluded.

This report also lists all contracts greater than \$20,000 entered into by MARTA for the procurement of equipment, supplies or construction as well as professional services and consultant contracts.

METROPOLITAN ATLANTA RAPID TRANSIT AUTHORITY

PAYMENTS AND CONTRACTS \$20,000 OR MORE

(FOR THE PERIOD OF JULY 1, 2021 THROUGH JUNE 30, 2022)

NAME	PURPOSE	CONTRACT #	AWARD DATE	TERM	AWARD AMOUNT	PAYMENTS MADE VIA SMALL PURCHASES, PO OR OTHER	TOTAL CONTRACT VALUE PAID TO DATE IN AP	TOTAL PAID IN FY 22
6600 SERVICES LLC	PROCUREMENT OF FIBERGLASS REINFORCED POLYMER (FRP) WALKING	Q46185	3/8/2021	1-Year	\$57,445		\$79,656	\$79,656
770GOODLAW, H.Q. ALEX NGUYEN LAW FIRM, LLC	LEGAL SETTLEMENT							\$26,177
A CUSTOMER'S POINT OF VIEW, INC.	MARTA's MYSTERY CUSTOMER PROGRAM	P41113	9/20/2018	Four (4) One (1) Year	\$540,000		\$370,600	\$88,500
AA ELECTRIC INC.	TRACTION MOTOR OPTICAL ENCODERS - STOCK INVENTORY PARTS	B46549	1/19/2021	Five (5) Years	\$2,727,810		\$524,172	\$377,404
A-ACTION JANITORIAL SERVICE, INC.	PROCUREMENT OF TARGETED CLEANING SERVICES	P46854	7/27/2020	Seventeen (17) Months	\$199,750		\$170,801	\$36,636
A-ACTION JANITORIAL SERVICE, INC.	FACILITY-WIDE JANITORIAL SERVICES	B37014	9/1/2016	Two Base Years with three (3) renewal options	\$2,691,283		\$877,047	\$233,879
A-ACTION JANITORIAL SERVICE, INC.	FACILITY-WIDE JANITORIAL SERVICES	B47309A	10/1/2021	Three (3) One (1) Year	\$2,597,708		\$340,431	\$297,759
AC & DC POWER TECHNOLOGIES	PEACHTREE CENTER COOLING SYSTEM	Q47707	1/10/2022	One Year	\$26,218		\$26,218	\$26,218
AC & DC POWER TECHNOLOGIES	TRACTION POWER CONTROL BATTERIES	Q46420-A	1/14/2022	1-Year	\$71,573		\$52,127	\$52,127
ACCESS SECURITY PARKING INTEGRATED SOLUTIONS, LLC	MAINTENANCE OF PARKING CONTROL EQUIPMENT	P46686	2/27/2021	9/15/2022	\$150,780		\$113,834	\$50,854
ACL SERVICES LTD	PROFESSIONAL SERVICES FOR AN INTERNAL AUDIT GRC AUTOMATION TOOL	L46790	4/1/2020	385 Days	\$310,916		\$211,652	\$56,680

NAME	PURPOSE	CONTRACT #	AWARD DATE	TERM	AWARD AMOUNT	PAYMENTS MADE VIA SMALL PURCHASES, PO OR OTHER	TOTAL CONTRACT VALUE PAID TO DATE IN AP	TOTAL PAID IN FY 22
ACTION TIRE CO.	PROCUREMENT OF NON-REVENUE VEHICLE TIRES	B40864	4/29/2019	Three Years w/ Two (2) One (1) Year	\$580,748		\$120,575	\$31,854
ADMAN PROMOTIONS, INC.	AMBASSADOR SHIRTS AND HATS					\$26,919	\$33,333	\$26,919
AECOM TECHNICAL SERVICES	TECHNICAL SUPPORT SERVICES FOR AUTOMATED FARE COLLECTION (AFC) 2.0	A/E 48067	7/26/2021	Four (4) One (1) Year	\$2,135,564		\$544,342	\$544,342
AED BRANDS, LLC	AUTOMATED EXTERNAL DEFIBRILLATORS	Q43610A	3/24/2020	3 years	\$199,987		\$147,941	\$33,445
AHEAD,INC	VARIOUS SWITCHES, POWER CORDS AND CABLES					\$311,039		\$311,039
AHEAD,INC	ARISTA SWITCHES AND SOFTWARE							\$30,060
AIE, LLC	PROFESSIONAL SERVICES FOR MARTA BRANDING AND CREATIVE CONSULTING	L49729	10/28/2021	1-Year	\$20,000		\$20,000	\$20,000
AIRGAS USA, LLC	STOCK, TOOLS & SUPPLIES					\$20,000		\$20,000
ALEEM INC	LEGAL SETTLEMENT							\$50,000
ALEXANDER, VANNIE DEBORAH	WORKERS' COMPENSATION LOST WAGE PAYMENTS							\$20,299
ALIGNNETWORKS, INC.	WORKERS' COMPENSATION MEDICAL PAYMENTS							\$153,143
ALL SUPPLY COMPANY	STOCK, TOOLS & SUPPLIES					\$55,500		\$55,500

NAME	PURPOSE	CONTRACT #	AWARD DATE	TERM	AWARD AMOUNT	PAYMENTS MADE VIA SMALL PURCHASES, PO OR OTHER	TOTAL CONTRACT VALUE PAID TO DATE IN AP	TOTAL PAID IN FY 22
ALLAN VIGIL FORD	PROCUREMENT OF NON-REVENUE VEHICLES	P343670	7/12/2019	180 days	\$364,941		\$364,941	\$32,375
ALLEGIS GROUP HOLDINGS, INC., dba MAJOR, LINDSEY & AFRICA, LLC	PROFESSIONAL RECRUITMENT SERVICES FOR MARTA'S CHIEF LEGAL COUNSEL	L48931	6/4/2021	Six Months	\$84,840		\$77,770	\$49,490
ALSTOM SIGNALING, INC.	TRAIN CONTROL AND SCADA SYSTEMS UPGRADE	P15120	12/9/2010	5/16/2022	\$116,987,987		\$108,643,349	\$15,881,352
ALSTOM SIGNALING, INC.	STOCK, TOOLS & SUPPLIES					\$338,288		\$338,288
AMAHL LIPKINS dba PROPERTY DOCTOR	LANDSCAPING SERVICES							\$39,300
AMERICAN CARWASH	PROCUREMENT OF LAGUNA PANEL INSTALLATION	Q46796	12/7/2020	1-year	\$55,500		\$36,100	\$36,100
AMERICAN TOWERS, INC.	LEASE AGREEMENT FOR RADIO ANTENNA - ALPHARETTA GRID	L40123	5/16/2022	Four (4), five (5)-year options	\$1,099,078		\$296,367	\$125,772
AMERICAN TOWERS, INC.	LEASE AGREEMENT FOR RADIO - ANTENNA UNION CITY SITE	L40123					\$182,798	\$77,575
ANOINTED PROFESSIONAL ENTERPRISES, INC.	PROCUREMENT OF TARGETED CLEANING SERVICES	P46835	6/9/2020	18-Months	\$198,280		\$125,426	\$54,208
AMERICAN PUBLIC TRANSPORTATION	MEMBERSHIP DUES AND LEADERSHIP TRAINING							\$192,743
ANDERSON, ALPHONSO E	WORKERS' COMPENSATION LOST WAGE PAYMENT							\$31,933
ANTHEM BLUE CROSS BLUE SHIELD	GROUP HEALTH AND WELLNESS INSURANCE COVERAGES	P43938	7/1/2020	Three (3) Years w Two (2) One Year	\$436,858,662		\$112,906,003	\$60,254,632

NAME	PURPOSE	CONTRACT #	AWARD DATE	TERM	AWARD AMOUNT	PAYMENTS MADE VIA SMALL PURCHASES, PO OR OTHER	TOTAL CONTRACT VALUE PAID TO DATE IN AP	TOTAL PAID IN FY 22
APEX COMPANIES, LLC	SAFETY, HEALTH, AND INDUSTRIAL HYGIENE SUPPORT SERVICES	A/E 24109	4/9/2013	5 years with 5 (1) year options	\$7,000,000		\$2,533,853	\$2,385,183
APOLLO VIDEO TECHNOLOGY	LIGHT RAIL VIDEO SURVEILLANCE INSTALLATION	P45327	5/21/2020	18-Months	\$190,976		\$142,012	\$110,046
ARCHER WESTERN CONSTRUCTION, LLC	TUNNEL VENTILATION SYSTEM REHABILITATION AND RENEWAL	P28659	10/23/2015	2192 days	\$198,558,100		\$81,652,155	\$21,809,353
ARCHITECTURE GROUP, THE	ARCHITECTURAL SERVICES	AE38670	8/22/2017	Three (3) Years w/ Two (2) 1 Year	\$4,232,000		\$91,633	\$31,695
ARGO INCORPORATED	CONSULTING SERVICES FOR MARTA MAINTENANCE OF WAY (MOW)	L48334	4/15/2021	6-Months	\$199,824		\$199,824	\$199,824
ASCENTTRA, INC.	MARTA THREAT AND VULNERABILITY ASSESSMENT	P35742	5/28/2015	56-Months	\$4,393,844		\$634,958	\$47,560
ASCENTTRA, INC.	MARTA's ANNUAL TABLETOP EXERCISE	L49671	9/28/2021	7-Months	\$48,488		\$48,488	\$48,488
ASHE, STANFORD F	WORKERS' COMPENSATION LOST WAGE PAYMENT							\$25,726
ASK REPLY, INC.	PROFESSIONAL SERVICES FOR B2GNOW SOFTWARE MAINTENANCE AND SUPORT	L45246	11/26/2019	11-Months	\$193,245		\$128,830	\$64,415
ASK-INTTAG, LLC	PROCUREMENT OF MARTA CONTACTLESS SMART CARD FARE MEDIA	B47281	7/6/2021	Three (3) One (1) Year	\$4,725,450		\$344,195	\$344,195
ASTRA GROUP, INC.	PERRY BUS FACILITY SECURITY ACCESS & SITE LIGHTING UPGRADES	B31448	6/15/2017	545-Days	\$2,398,888		\$807,754	\$645,483
ASTRA GROUP, INC.	FACILITY SECURITY ACCESS & SITE LIGHTING UPGRADES							\$117,083

NAME	PURPOSE	CONTRACT #	AWARD DATE	TERM	AWARD AMOUNT	PAYMENTS MADE VIA SMALL PURCHASES, PO OR OTHER	TOTAL CONTRACT VALUE PAID TO DATE IN AP	TOTAL PAID IN FY 22
AT&T	DIVERSE FIBER ROUTING FOR NETWORK INFRASTRUCTURE	P40186	12/7/2018	5 Years	\$4,339,000		\$1,066,113	\$158,567
AT&T	VOICE AND DATA TELECOMMUNICATION SERVICES	P23964	2/22/2012	10 years	\$10,201,654		\$1,245,547	\$282,394
AT&T	DATA TELECOMMUNICATION SERVICES	P38056	1/9/2017	4 Years	\$5,562,285		\$1,288,230	\$601,377
AT&T MOBILITY	STATE OF GEORGIA AUTHORITY WIDE WIRELESS COMMUNICATION DEVICES & SERVICES	P43091	6/23/2019	3 Years	\$1,187,654		\$733,618	\$188,193
ATHENS PAPER	PRINTING PAPER FOR AUTHORITY -WIDE USE	B41368	8/15/2018	2 Years w/ One (1) One Year	\$264,304		\$231,191	\$37,433
ATLANTA IN-HOME SENIOR CARE, INC., dba A HAND TO HOLD, INC.	PROFESSIONAL SERVICES TO PROVIDE COVID-19 EMPLOYEE TEMPERATURE SCREENING	L47094	6/24/2020	6 Months	\$111,000		\$55,500	\$55,500
ATLANTA JOURNAL CONSTITUTION	SOLICITATION ADS IN PRINT AND ONLINE					\$87,998		\$86,434
ATLANTA TRANSPORTATION SYSTEMS, INC.	AIRPORT END OF LINE RAIL CAR CLEANING	P49173	8/15/2021	1 Year	\$759,480		\$308,641	\$286,346
AUTACO DEVELOPMENT, LLC	BUS STOP AMENITIES	P43079	6/18/2019	5 Years	\$15,639,200		\$2,907,004	\$1,848,511
AUSBROOKS, SHAMECA	WORKERS' COMPENSATION LOST WAGE PAYMENTS							\$26,489
AVS CONSULTING, LLC dba STONE, MCELROY & ASSOCIATES	PSYCHOLOGICAL ASSESSMENT PROGRAM	L45708	3/18/2020	3 Years	\$179,550		\$84,645	\$45,505
AXIOM CORPORATION	TECHNOLOGY FY21 GENERAL CONSULTANT PROFESSIONAL SERVICES	P46978	7/1/2020	1 year	\$480,000		\$474,375	\$41,250

NAME	PURPOSE	CONTRACT #	AWARD DATE	TERM	AWARD AMOUNT	PAYMENTS MADE VIA SMALL PURCHASES, PO OR OTHER	TOTAL CONTRACT VALUE PAID TO DATE IN AP	TOTAL PAID IN FY 22
AXIOM xCELL, INC.	FARE COLLECTION INSPECTION PROFESSIONAL SERVICES	L46949	6/5/2020	2 Year	\$171,468		\$79,496	\$30,000
AXON ENTERPRISE, INC.	BODY WORN CAMERAS, VIDEO STORAGE AND ACCESSORIES	P47663	1/19/2021	5 Years	\$3,357,745		\$1,389,985	\$691,320
B&W MECHANICAL CONTRACTORS, INC.	PLUMBING REPAIR AND INSTALLATION SERVICES	Q46366A	2/10/2021	2 Years w/ Three (3) One Year	\$141,400		\$52,849	\$52,469
BATTERY DISTRIBUTORS INC	PROCUREMENT OF DISPOSAL OF BUS BATTERIES	B41545	11/20/2018	4 Years w/ One (1) One Year	\$2,282,201		\$1,240,854	\$282,075
BAUGH, ALFIE M.	WORKERS' COMPENSATION LOST WAGE PAYMENTS							\$26,604
BENALYTICS CONSULTING GROUP, LLC	ONLINE BENEFITS ENROLLMENT AND ADMINISTRATION SERVICES	P43924	3/31/2021	3 Years w/ Two (2) One Year	\$3,406,120		\$315,537	\$315,537
BHA CONSULTING, LLC	PROFESSIONAL CONSULTING SERVICES							\$33,700
BLEAKLY ADVISORY GROUP	PROFESSIONAL SERVICES FOR TRANSIT ORIENTED DEVELOPMENT	L48827	5/18/2021	6 Months	\$28,850		\$27,830	\$27,830
BLOOMBERG, L.P.	SUBSCRIPTION SERVICE					\$27,420		\$27,420
BOMBARDIER TRANS.	STOCK, RAIL CAR PARTS					\$29,025		\$29,025
BOMBARDIER TRANSPORTATION N.A.	WAYSIDE WORKER PROTECTION TRACKSAFE PHASE II	P36027	11/17/2015	5 years	3,648,284,32		\$3,648,284	\$55,946
BOMBARDIER TRANSPORTATION N.A.	WAYSIDE WORKER PROTECTION TRACKSAFE - PHASE II							\$106,555

NAME	PURPOSE	CONTRACT #	AWARD DATE	TERM	AWARD AMOUNT	PAYMENTS MADE VIA SMALL PURCHASES, PO OR OTHER	TOTAL CONTRACT VALUE PAID TO DATE IN AP	TOTAL PAID IN FY 22
BOSWELL OIL COMPANY	SUPPLEMENTAL CONTRACT FOR ULTRA LOW SULPHUR CLEAR DIESEL AND UNLEADED GASOLINE BLENDED WITH 10% ETHANOL	P43949	9/10/2019	1 year w/ Twelve (12) One Year			\$6,727,007	\$6,226,240
BOYD CATON GROUP, INC.	PROFESSIONAL SERVICES FOR DEPARTMENT OF SAFETY IN SUPPORT OF STATE SAFETY OVERSIGHT PROGRAM	L43949	7/1/2021	6 Months	\$1,500,000		\$955,416	\$906,893
BRADKEN	STOCK, RAIL CAR PARTS					\$131,755.98		\$131,755.98
BRIDGESTONE AMERICAS TIRE OPERATIONS, LLC	BRIDGESTONE TIRES BUS LEASE TIRE SERVICES	B36296	2/9/2016	Three (3) Base Years and Two, One (1) Year Options	\$11,168,630		\$11,133,433	\$466,385
BRIDGESTONE AMERICAS TIRE OPERATIONS, LLC	TIRE LIQUIDATED BUYOUT AGREEMENT	B36296	12/23/2021	Two Years	\$920,022		\$460,011	\$460,011
BRISTOL FACILITIES COMPANY, INC.	PROCUREMENT OF TARGETED CLEANING SERVICES	P46829	5/26/2020	25 Months, five (5) days	\$197,791		\$181,593	\$33,872
BROWN ELECTRICAL SERVICES, LLC	ELECTRICAL INSTALLATION AND REPAIR SERVICES	Q41944	11/1/2018	2 Years w/ Two (2) One Year	\$196,000		\$115,686	\$35,707
BROWN, BRIDGET	WORKERS' COMPENSATION LOST WAGE PAYMENTS							\$27,769
BRYANT, AL M.	WORKERS' COMPENSATION LOST WAGE PAYMENTS							\$36,953
BUREAU VERITAS NORTH AMERICA, INC.	ENGINE FLUID ANALYSIS SERVICES	Q38975	9/19/2017	Three Years w/ Two (2) One Year	\$164,940		\$34,477	\$34,477
BURKE, SHERYL L., LAW OFFICE OF	LEGAL SETTLEMENT							\$25,000
C&D TECHNOLOGIES, INC. & SUBSIDIARIES	STOCK, TOOLS & SUPPLIES					\$43,680		\$43,680

NAME	PURPOSE	CONTRACT #	AWARD DATE	TERM	AWARD AMOUNT	PAYMENTS MADE VIA SMALL PURCHASES, PO OR OTHER	TOTAL CONTRACT VALUE PAID TO DATE IN AP	TOTAL PAID IN FY 22
C. KELLY LAW, LLC.	LEGAL SETTLEMENT							\$55,000
C3M POWER SYSTEMS LLC	EMERGENCY ON-CALL REPAIRS AND MAINTENANCE SERVICE FOR LIGHT RAIL OVERHEAD CONTACT SYSTEM AND TRACTION POWER SUBSTATIONS	B45064	12/18/2020	Three Years w/ Two (2) One Year	\$4,082,802		\$887,051	\$662,546
CADUCEUS OCCUPATIONAL MEDICINE	OCCUPATIONAL MEDICAL SERVICES	P38752-A	3/1/2018	Three Years w/ Two (2) One Year	\$1,831,939		\$1,242,108	\$237,899
CADUCEUS OCCUPATIONAL MEDICINE	WORKERS' COMPENSATION MEDICAL PAYMENTS							\$554,656
CALLAN ASSOCIATES INC	QUARTERLY PAYMENTS FOR OPEB TRUST							\$37,098
CAMBRE & ASSOCIATES LLC	LEGAL SETTLEMENT							\$23,000
CAMPBELL, JAMES P	WORKERS' COMPENSATION LOST WAGE PAYMENTS							\$25,986
CANON BUSINESS SOLUTIONS, INC.	ARIZONA 365 GT FLATBED PRINTER					\$85,000		\$85,000
CANON FINANCIAL SERVICES, INC.	MULTI-FUNCTIONAL PRINTERS (MFP) LEASE AND MAINTENANCE SERVICES	P33231	4/1/2017	Three Years w/ Two (2) One Year	\$2,297,329		\$652,920	\$312,003
CAPSTONE SOUTH PROPERTIES	RETURN OF UNSOLICITED PROPOSAL FEE							\$20,000
CARASOFT TECHNOLOGY CORP	LINKEDIN RECRUITING SOLUTIONS SERVICES	P48548	7/21/2021	Three Years	\$69,759		\$23,253	\$23,253
CARASOFT TECHNOLOGY CORP	DOCUSIGN SUBSCRIPTION					\$38,000		\$38,000

NAME	PURPOSE	CONTRACT #	AWARD DATE	TERM	AWARD AMOUNT	PAYMENTS MADE VIA SMALL PURCHASES, PO OR OTHER	TOTAL CONTRACT VALUE PAID TO DATE IN AP	TOTAL PAID IN FY 22
CARASOFT TECHNOLOGY CORP	SNOWFLAKE CLOUD-BASED DATA WAREHOUSE AS A SERVICE	P50129	4/29/2022	One Year	\$184,946		\$184,946	\$184,946
CARDINAL INFRASTRUCTURE, LLC	PROFESSIONAL SERVICES FOR FEDERAL ADVISORY SERVICES	L49435	8/26/2021	One Year	\$198,000		\$36,300	\$36,300
CARTER & ASSOCIATES EQUITY,LLC	RENT PARTICIPATION AGREEMENT							\$40,923
CDW GOVERNMENT, INC.	PALO ALTO NETWORK M-600 MANAGEMENT APPLIANCE	Q47925	5/10/2021	One Year	\$101,871		\$80,550	\$80,550
CDW GOVERNMENT, INC.	CROWDSTRIKE FALCON SUITE IMPLEMENTATION					\$131,248		\$131,248
CASH, KRUGLER & FREDERICKS, LLC	LEGAL SETTLEMENTS							\$100,000
CENTER FOR TRANSPORTATION AND THE ENVIRONMENT	CONSULTING SERVICES FOR ZERO-EMISSIONS BUS PROGRAM	L47273	9/30/2020	Thirty Months	\$420,000		\$174,444	\$68,889
CH2M HILL, INC.	SAFETY SPECIALIST CONSULTING SERVICES	AE35358	2/23/2016	Three Years w/ Two (2) One Year	\$5,345,000		\$329,161	\$139,993
CHEROKEE TRUCK EQUIPMENT	SERVICE OF FORD F-250 TRUCKS					\$24,092		\$24,092
CHISOLM, JAMAL	WORKERS' COMPENSATION LOST WAGE PAYMENTS							\$24,967
CIGNA HEALTH AND LIFE INSURANCE COMPANY	GROUP DENTAL INSURANCE COVERAGE	P43938	7/1/2020	Three Years w/ Two (2) One Year	\$558,203,230		\$6,471,038	\$2,933,064
CINTAS CORPORATION	PREVENTIVE MAINTENANCE & REPAIR SERVICES FOR BUS FIRE SUPPRESSION & GAS DETECTION SYSTEMS	B41132A	11/16/2018	Three (3) Years w/ One (1) 1 Year	\$2,162,270		\$1,431,162	\$485,898

NAME	PURPOSE	CONTRACT #	AWARD DATE	TERM	AWARD AMOUNT	PAYMENTS MADE VIA SMALL PURCHASES, PO OR OTHER	TOTAL CONTRACT VALUE PAID TO DATE IN AP	TOTAL PAID IN FY 22
CINTAS CORPORATION	AUTHORITY-WIDE UNIFORMS	B36732A	5/1/2018	Two (2) w/ Three (2) 1 Year	\$6,896,287		\$1,521,830	\$769,749
CINTAS FIRE PROTECTION	MAINTENANCE AND REPAIR OF FIRE EXTINGUISHERS AND SUPPRESSION SYSTEM	Q46793	12/7/2021	Two (2) w/ Three (2) 1 Year	\$159,526		\$61,756	\$54,474
CITISIDE PROPERTIES LLC	CLAYTON COUNTY POLICE PRECINT LEASE AGREEMENT	P48954	7/7/2021	Three Years	\$124,200		\$48,300	\$34,500
CITY ELECTRIC SUPPLY	CONTACTORS-FOR BOTH YARDS, QUANTITY 8					\$50,800		\$50,800
CITY OF ATLANTA	MOA FOR THE COA PROGRAM MANAGEMENT OFFICE LIAISON POSITION					\$273,167		\$273,167
CITY OF ATLANTA	UTILITIES, WATER/SEWER, CBS OUTDOOR ADVERTISING DEFERRED COMMISSIONS							\$375,230
CITY OF ATLANTA	CBS OUTDOOR ADVERTISING CONTRACT DEFERRED COMMISSIONS							\$135,840
CITY OF COLLEGE PARK	CBS OUTDOOR ADVERTISING CONTRACT DEFERRED COMMISSIONS - WATER/SEWER SERVICES							\$58,284
CITY OF DECATUR	STORM WATER FEES							\$50,160
CITY OF SANDY SPRINGS	CBS OUTDOOR ADVERTISING CONTRACT DEFERRED COMMISSIONS							\$310,640
CLEARWATER ANALYTICS	AUTOMATED INVESTMENT PORTFOLIO WITH ORACLE INTERFACE	P42566	11/7/2018	Three (3) Years w/ Two (2) 1 Year	\$168,750		\$119,496	\$39,012
CLEMENTS & SWEET, LLP	WORKERS' COMPENSATION LOST WAGE PAYMENTS							\$183,109

NAME	PURPOSE	CONTRACT #	AWARD DATE	TERM	AWARD AMOUNT	PAYMENTS MADE VIA SMALL PURCHASES, PO OR OTHER	TOTAL CONTRACT VALUE PAID TO DATE IN AP	TOTAL PAID IN FY 22
CLEO MCLEAN dba CUTLESS LAWN SERVICE LLC	LANDSCAPING SERVICES							\$73,800
CLEVELAND ELECTRIC COMPANY	CCTV SYSTEM EXPANSION	B20200-A	6/14/2017	900 Days	\$7,397,448		\$722,625	\$315,896
CLEVELAND ELECTRIC COMPANY	LAKEWOOD EMERGENCY PROCUREMENT	P45041	6/22/2020	One Year	\$972,388		\$805,399	\$755,018
CLEVELAND ELECTRIC COMPANY	STANDBY POWER SYSTEMS GENERATOR REPLACEMENT	P31223	7/13/2016	330 Days	\$5,733,026		\$1,410,898	\$649,421
CLEVELAND ELECTRIC COMPANY	CNG PROTECTION SYSTEM UPGRADE	B24337	6/16/2013	Three (3) Years w/ Four (4) 1 Years	\$6,098,880		\$67,800	\$35,015
CLEVELAND ELECTRIC COMPANY	EMERGENCY TRIP STATION REPLACEMENT - GROUP 4	B34375	5/3/2018	Five Years	\$24,511,233		\$9,753,866	\$2,875,627
CLEVELAND ELECTRIC COMPANY	INSTALLATION OF SINGLE MODE FIBER CABLING, CONDUIT & SPLICE	Q47097	11/25/2020	One Year	\$198,555		\$198,555	\$198,555
CLEVELAND ELECTRIC COMPANY	EMERGENCY PROCUREMENT FOR GARNETT STATION THERMAL EVENT	P48379	8/20/2021	Six Months	\$58,376		\$58,375	\$58,375
CLEVELAND ELECTRIC COMPANY	NETWORK CONNECTION ARMOUR YARD EP&E AND REPLACEMENT OF 36 STRAND SINGLE MODE FIBER	Q47564	5/20/201	One Year	\$115,814		\$115,814	\$115,814
CLEVELAND ELECTRIC COMPANY	CCTV WARRANTY							\$343,610
CLEVER DEVICES LTD	RIDECHECK PLUS MAINTENANCE AND TECHNICAL SUPPORT MULTIYEAR RENEWAL	P44444	7/3/2019	Four Years	\$178,557		\$131,919	\$45,279
CLYDE ARMORY INC	PROCUREMENT OF SEVEN (7) TACTICAL SHORT BARREL RIFLES AND FIFTEEN (15) TACTICAL PATROL RIFLES	Q48571	8/20/2021	One Year	\$100,149		\$100,149	\$100,149

NAME	PURPOSE	CONTRACT #	AWARD DATE	TERM	AWARD AMOUNT	PAYMENTS MADE VIA SMALL PURCHASES, PO OR OTHER	TOTAL CONTRACT VALUE PAID TO DATE IN AP	TOTAL PAID IN FY 22
CMG LANDSCAPE AND MAINTENANCE LLC	LANDSCAPING SERVICES							\$63,149
COBB COUNTY BOARD OF COMMISSIONERS	TRANSIT PARTNER SETTLEMENTS, PASS THROUGH GRANTS							\$539,309
COLONIAL OIL INDUSTRIES, INC	PROCUREMENT OF ULTRA LOW SULPHUR CLEAR DIESEL FUEL AND UNLEADED GASOLINE WITH 10% ETHANOL	B47088	10/17/2021	Three (3) Years w/ Two (2) 1 Year	\$40,809,726		\$2,871,782	\$2,871,782
COMMAND INVESTIGATIONS	PRIVATE INVESTIGATIVE SERVICES							\$25,314
COMMUNITY FARMERS MARKET, INC.	MARTA FRESH MARKET PRODUCE INITIATIVE							\$136,439
CONNECTED SOLUTIONS GROUP, LLC	SAMSUNG GALAXY TAB.4					\$62,498		\$62,498
CONTINENTAL AMERICAN INSURANCE COMPANY (CAIC)	GROUP CRITICAL ILLNESS INSURANCE COVERAGE	P43938	7/1/2020	Three (3) Years w/ Two (2) 1 Year	\$558,203,230		\$861,145	\$449,793
CONTINENTAL CORDAGE	STOCK, RAIL CAR PARTS					\$44,550		\$44,550
CONVERGEONE, INC.	CISCO MASTER AGREEMENT FOR SOFTWARE, HARDWARE AND MAINTENANCE	P36322	2/1/2015	Three (3) Years w/ Two (2) 1 Year	\$3,000,000		\$116,902	\$43,985
CONVERGEONE, INC.	WEBEX SUBSCRIPTION	P47114	6/2/2020	Three Years	\$143,110		\$143,110	\$95,407
CONVERGEONE, INC.	CISCO COLLABORATION FLEX PLAN	B46939	12/16/2020	Five Years	\$1,057,390		\$422,956	\$211,478
CONVERGEONE, INC.	CCTV AND ENTERPRISE NETWORK SWITCHES	B48023	7/6/2021	Five Years	\$672,622		\$672,622	\$672,622

NAME	PURPOSE	CONTRACT #	AWARD DATE	TERM	AWARD AMOUNT	PAYMENTS MADE VIA SMALL PURCHASES, PO OR OTHER	TOTAL CONTRACT VALUE PAID TO DATE IN AP	TOTAL PAID IN FY 22
COREY BILLINGS dba TOUCH OF SOUL LAWN SERVICE	LANDSCAPING SERVICES							\$93,600
COUNCIL & ASSOCIATES, LLC	LEGAL SETTLEMENT							\$25,000
COX RADIO	TRIV RADIO ADVERTISING					\$25,240		\$25,240
CRAYON SOFTWARE EXPERTS LLC	MICROSOFT LICENSE ENTERPRISE SERVICES	B48124	6/1/2021	Three Years	\$6,591,060		\$2,175,882	\$2,175,882
CROSBY COMMUNICATIONS, LLC	FIBER SPLICING AND TERMINATION WORK FOR CCTV NETWORK PHASE II	Q48368	6/30/2021	Three Years	\$181,183		\$107,706	\$107,706
CROSS, MARY	WORKERS' COMPENSATION LOST WAGE PAYMENTS							\$29,069
CROWE LLP	ANNUAL FINANCIAL AND MANAGEMENT SUDITS FOR FISCAL YEARS 2018 THROUGH 2022	P38060	7/1/2017	Three Years w/ Two (2) One Year	\$1,000,000		\$426,259	\$189,390
CRUZ & ASSOCIATES, PC	LEGAL SETTLEMENT							\$32,786
CUBIC TRANSPORTATION SYSTEMS	AFC SOFTWARE, HARDWARE, AND PROFESSIONAL SERVICES	P38189	9/30/2016	Five Years w/ Two (2) One Year	\$104,453,825		\$21,884,030	\$9,981,412
CUMMINS-ALLISON CORPORATION	MONEY ROOM EQUIPMENT MAINTENANCE	P49795	11/1/2021	One Year	\$41,824		\$41,824	\$41,824
CUMMINS, INC DBA CUMMINS POWER SOUTH	CUMMINS ENGINE EXCHANGE PROGRAM	B41702	5/8/2019	Five Years	\$16,964,649		\$2,587,208	\$1,519,964
CUMMINS INC., dba CUMMINS SALES AND SERVICE	STOCK, BUS PARTS					\$1,186,697		\$1,186,697

NAME	PURPOSE	CONTRACT #	AWARD DATE	TERM	AWARD AMOUNT	PAYMENTS MADE VIA SMALL PURCHASES, PO OR OTHER	TOTAL CONTRACT VALUE PAID TO DATE IN AP	TOTAL PAID IN FY 22
CUMMINS INC., dba CUMMINS SALES AND SERVICE	BUS ENGINES, TRANSMISSIONS AND REPAIR PARTS							\$43,247
CYTEC CORPORATION	NINE SINGLE POLE VXI SWITCH MODULES					\$40,980		\$40,980
DADE, YASHAE	WORKERS' COMPENSATION PAYMENTS							\$26,421
DAPHNE B LE BLANC dba TALENT SEARCH CONSULTANTS LLC	PROFESSIONAL RECRUITMENT SERVICES FOR DIRECTOR OF RAIL TRANSPORTATION + DIRECTOR OF SYSTEMS ENGINEERING	L49489	9/16/2021	One Year	\$85,100		\$80,000	\$60,000
DASH CREATIVE AGENCY	ARTWORK IN GRANT STREET TUNNELL	L47202	8/7/2022	Six Months	\$106,048		\$119,744	\$38,009
DAVID B. GROFF, P.C.	LEGAL SETTLEMENT							\$56,344
DAVID H. GLASS	LEGAL SETTLEMENT							\$135,000
DAVIS, VARTNIE N	WORKERS' COMPENSATION LOST WAGE PAYMENTS							\$23,378
DC BLOX, INC.	COLOCATION OF TECHNOLOGY DATA CENTER AND SERVICES	P40188	8/30/2018	Four Years w/ Two (2) One Year	\$1,150,620		\$860,726	\$322,227
DEBORAH BREWSTER	LEGAL SETTLEMENT							\$120,476
DEITCH & ROGERS, LLC	LEGAL SETTLEMENT							\$1,500,000
DEKALB COUNTY BOARD OF COMMISSIONERS	UTILITIES - WATER BILLS							\$122,602

NAME	PURPOSE	CONTRACT #	AWARD DATE	TERM	AWARD AMOUNT	PAYMENTS MADE VIA SMALL PURCHASES, PO OR OTHER	TOTAL CONTRACT VALUE PAID TO DATE IN AP	TOTAL PAID IN FY 22
DEKALB COUNTY GOVERNMENT	BUS SHELTER ADVERTISING							\$128,437
DEKALB COUNTY TAX COMMISSIONER	STORMWATER BILLING							\$88,185
DELL MARKETING L.P.	DESKTOP EQUIPMENT AND DEPLOYMENT SERVICES	P38567-A	12/5/2018	Four Years	\$3,992,003		\$2,805,250	\$1,430,412
DELL MARKETING L.P.	AZURE COMMERCIAL DESKTOP LICENSE SUBSCRIPTION	P49511	5/1/2020	Two Years	\$88,800		\$141,262	\$96,862
DELL MARKETING L.P.	TECHNOLOGY HARDWARE AND SOFTWARE							\$141,514
DENNARD, SHARON L	WORKERS' COMPENSATION LOST WAGE PAYMENTS							\$29,981
DEOCHAND & JAYSWAL LAW GROUP, LLC	LEGAL SETTLEMENT							\$25,000
DIVERSE ENTERPRISE	STOCK, TOOLS & SUPPLIES					\$47,249		\$47,249
DIXON, DWAYNE	WORKERS' COMPENSATION LOST WAGE PAYMENTS							\$27,405
DIXON, GREGORY R	WORKERS' COMPENSATION LOST WAGE PAYMENTS							\$42,174
DOCUSIGN, INC.	DOCUSIGN LICENSES	L40203	3/11/2017	Three Years w/ Two (2) One Year	\$548,943		\$192,372	\$121,760
DRUGPAK, LLC	DRUG & ALCOHOL SOFTWARE	P43284	1/5/2021	Three Years w/ Two (2) One Year	\$584,373		\$270,298	\$156,763

NAME	PURPOSE	CONTRACT #	AWARD DATE	TERM	AWARD AMOUNT	PAYMENTS MADE VIA SMALL PURCHASES, PO OR OTHER	TOTAL CONTRACT VALUE PAID TO DATE IN AP	TOTAL PAID IN FY 22
DUNN, WAKENYA J	WORKERS' COMPENSATION LOST WAGE PAYMENTS							\$22,387
DWAYNE MAGEE	WORKERS' COMPENSATION LOST WAGE PAYMENTS							\$27,300
EAST POINT CITY OF/CITY HALL	CBS BUS SHELTER ADVERTISING							\$64,249
EASY RIDE GOLF CARS SALES AND SERVICE CO INC	FOUR YARD VEHICLES					\$31,164		\$23,373
EDGEWOOD TOD III, LLC	REIMBURSEMENT FOR MARTA EDGEWOOD-CANDLER PARK TOD (BUS LOOP AND PORTION OF THE PARKING DECK) IN THE NEW EDGEWOOD-CANDLER PARK TOD	P49534	9/27/2019	Ninety-Nine Years	\$4,700,000		\$3,385,080	\$3,385,080
EISON INDUSTRIAL SALES	STOCK, TOOLS & SUPPLIES					\$51,142		\$51,142
ELECTRICAL CABLE SPECIALISTS	STOCK, TOOLS & SUPPLIES					\$55,957		\$55,957
EMERGENT, LLC.	RENEWAL – RED HAT ENTERPRISE LINUX, TERM 1 YEAR					\$54,714		\$54,714
ENGHOUSE INTERACTIVE, INC., dba ENGHOUSE TRANSPORTATION LLC	RENEWAL OF MAINTENANCE SUPPORT FOR TELEDRIIVER 8.1.6 DRIVER MANAGEMENT SYSTEM	L39961	7/1/2017	Six Years	\$844,710		\$284,124	\$142,062
ENO TRANSPORTATION FOUNDATION	ENOMAX MEMBERSHIP 2022					\$44,500		\$44,500
ENSCO RAIL, INC.	PROCUREMENT OF AUTOMATED TRACK GEOMETRY MEASUREMENT TESTING SERVICES	B38866	10/20/2017	Three Years w/ Two (2) One Year	\$495,700		\$259,600	\$161,700
ENSCO RAIL, INC.	AUTONOMOUS TRACK INSPECTION SYSTEM PILOT - PO ROLLOVER RECREATION THIRD PARTIES	P38738	9/12/2017	Five Years	\$3,330,810		\$759,661	\$645,082

NAME	PURPOSE	CONTRACT #	AWARD DATE	TERM	AWARD AMOUNT	PAYMENTS MADE VIA SMALL PURCHASES, PO OR OTHER	TOTAL CONTRACT VALUE PAID TO DATE IN AP	TOTAL PAID IN FY 22
ENTERPRISE HOLDINGS, INC.	LIABILITY CLAIMS/RENTAL CARS FOR THIRD PARTIES							\$52,486
ENTERPRISE RISK MANAGEMENT, INC.	PURCHASE CARD INDUSTRY QUALIFIED SECURITY ASSESSOR	Q48574	6/10/2021	One Year	\$41,800		\$41,800	\$41,800
ENTERPRISE TECHNOLOGY SOLUTIONS INC	RENEWAL: MANAGEENGINE AD360 AD MANAGEMENT PROFESSIONAL EDITION					\$22,442		\$22,442
ENVIRONMENTAL SYSTEMS RESEARCH INSTITUTE, INC.	RENEWAL OF ARCGIS SOFTWARE MAINTENANCE CONTRACT	P45386	8/24/2020	Twelve Months	\$137,635		\$87,614	\$52,814
EPATHUSA	PAYMENTS FOR FINAL INVOICES NOT PAID IN FY21 FOR GENERAL CONSULTANT PROFESSIONAL SERVICES					\$45,878		\$45,878
EQ RENEW, INC.	BUS LIFTS REMANUFACTURING AND FLOOR COATINGS	B47090	4/12/2021	Two years	\$1,090,860		\$769,900	\$630,750
ERIN PARKER	ANNUITY PAYMENT							\$110,535
EVERBRIDGE INC	MASS NOTIFICATION SYSTEM	P48760	8/26/2021	Two Years	\$190,381		\$106,231	\$106,231
EXPRESS SCRIPTS, INC	WORKERS' COMPENSATION MEDICAL PAYMENTS							\$655,096
FIDELITY NATIONAL TITLE INSURANCE COMPANY	5163 OLD DIXIE PSA (CLAYTON CO O&M FACILITY) PARCEL							\$895,410
FIDELITY NATIONAL TITLE INSURANCE COMPANY	PURCHASE AND SALE AGREEMENT - 5163 OLD DIXIE ROAD					\$9,033,818		\$9,033,818
FIPLEX COMMUNICATIONS INC	STOCK, COMMUNICATIONS PARTS					\$103,021		\$103,021

NAME	PURPOSE	CONTRACT #	AWARD DATE	TERM	AWARD AMOUNT	PAYMENTS MADE VIA SMALL PURCHASES, PO OR OTHER	TOTAL CONTRACT VALUE PAID TO DATE IN AP	TOTAL PAID IN FY 22
FIRE & LIFE SAFETY AMERICA	STOCK, COMMUNICATIONS PARTS	B38779	8/22/2018	Four Years	\$221,580		\$85,513	\$41,950
FIRST CHOICE RESEARCH AND INVESTIGATIONS, LLC DBA FIRST CHOICE BACKGROUND SCREENING	AUTOMATION OF BACKGROUND SCREENS	P41453	10/10/2018	Three Years w/ Two (2) One Year	\$184,188		\$92,364	\$25,574
FIRST TRANSIT, INC.	MOBILITY OPERATIONS AND MAINTENANCE SERVICES	P42894	2/22/2021	Three Years w/ Two (2) One Year	\$160,768,008		\$21,515,271	\$19,833,546
FIRST TRYON SECURITIES. LLC	FINANCIAL ADVISORY SERVICES	P36399	9/26/2016	Six Years	\$487,500		\$81,125	\$26,675
FISCHER REDAVID, PLLC	LEGAL SETTLEMENT							\$150,000
FIVE POINTS SERVICE INC.	PROCUREMENT OF EXTENDED SERVICE ANTIFREEZE (YR 1 & 2 - \$4.78 AND YR 3 - \$4.95)	B42074	1/31/2020	Three Years w/ Two (2) One Year	\$585,000		\$458,564	\$161,625
FLUX PROJECTS	RAILTALK 2022	L50160	5/6/2022	Six Years	\$72,250		\$58,110	\$58,110
FOY & ASSOCIATES P.C.	LEGAL SETTLEMENT							\$637,250
FRANCIS DIXSON	LEGAL VERDICT							\$250,000
FRANKIE M BEAVERS	WORKERS' COMPENSATION SETTLEMENT							\$109,463
FRANKLIN COVEY	PROFESSIONAL SERVICES FOR A CONSULTANT FOR 4DX IMPLEMENTATION	L38628	10/12/2016	Six Years	\$1,112,300		\$288,026	\$36,750
FRANKLIN COVEY	TRAINING SERVICES FOR LEADERSHIP DEVELOPMENT							\$88,888

NAME	PURPOSE	CONTRACT #	AWARD DATE	TERM	AWARD AMOUNT	PAYMENTS MADE VIA SMALL PURCHASES, PO OR OTHER	TOTAL CONTRACT VALUE PAID TO DATE IN AP	TOTAL PAID IN FY 22
FRIED GOLDBERG, LLC	LEGAL SETTLEMENT							\$5,700,000
FUSECO INC.	STOCK, RAIL CAR PARTS					\$938,687		\$938,867
FUTURE INTEGRATED SYSTEMS LLC	RENEWAL OF NINTEX CUSTOMER LOYALTY PROGRAM PROMO 50 WORKFLOWS SUBSCRIPTION					\$44,600		\$44,600
GALLS, LLC	MARTA POLICE DEPARTMENT UNIFORMS AND EQUIPMENT - GROUP 3	B34185A	3/7/2016	66 Months	\$1,917,527		\$311,737	\$241,937
GALLS, LLC	MARTA POLICE UNIFORMS AND EQUIPMENT	B45252A	10/6/2021	Three (3) Years w/ One (1) 1 Year	\$1,696,613		\$119,939	\$119,939
GALLS, LLC	POLICE BALLISTIC VESTS AND CARRIERS	Q48231	7/29/2021	Two Years	\$173,573		\$52,234	\$52,234
GALLS, LLC	POLICE TACTICAL FIELD EQUIPMENT					\$25,843		\$25,843
GDS ASSOCIATES, INC.	ENERGY, UTILITY & FUEL CONSULTING SERVICES	P37802	9/8/2017	Three (3) Years w/ Two (2) 1 Year	\$998,775		\$164,411	\$71,078
GEICO GENERAL INSURANCE COMPANY	LEGAL SETTLEMENT							\$36,751
GEORGIA HAND, SHOULDER & ELBOW, P.C.	WORKERS COMPENSATION MEDICAL PAYMENTS							\$25,997
GEORGIA INSTITUTE OF TECHNOLOGY dba GEORGIA TECH	SCHOOL OF CITY & REGIONAL PLANNING CO-OP PROGRAM (ABEL HUNTER)					\$27,929		\$27,929
GEORGIA PACIFIC OFFICE BLDG C/O	LEASE AGREEMENT FOR RADIO ANTENNA SITE - GEORGIA PACIFIC CENTER	L40123	5/16/2022	Five Years w/ Five (5) 1 Year	\$680,863		\$136,300	\$51,700

NAME	PURPOSE	CONTRACT #	AWARD DATE	TERM	AWARD AMOUNT	PAYMENTS MADE VIA SMALL PURCHASES, PO OR OTHER	TOTAL CONTRACT VALUE PAID TO DATE IN AP	TOTAL PAID IN FY 22
GEORGIA PIEDMONT TECHNICAL COLLEGE	TRANSIT OPERATOR TRAINING COURSES	P45519	2/1/2020	Three Years	\$787,100		\$318,200	\$103,320
GEORGIA POWER COMPANY	ELECTRICAL POWER FOR FACILITIES & RAIL OPERATIONS							\$11,924,734
GEORGIA REGIONAL TRANSPORTATION AUTHORITY (GRTA)	REGIONAL SETTLEMENTS							\$919,283
GEORGIA STATE UNIV. RESEARCH	TRAINING-BASED ASSESSMENT FOR SERGEANTS	L46531	7/24/2020	Two Years	\$98,792		\$49,396	\$49,396
GEORGIA STATE UNIVERSITY	SALES TAX FORECASTING	L47514	12/3/2020	Two Years	\$150,000		\$55,000	\$40,000
GEORGIA TRIAL ATTORNEYS AT KIRCHEN & GRANT LLC	LEGAL SETTLEMENT							\$71,000
GERARD CARTY LAWYERS LLC	LEGAL SETTLEMENT							\$45,000
GIBBS AUTOMOTIVE & ELECTRONIC, LLC	PROCUREMENT OF VEHICLE TOWING SERVICES	B39301A	7/13/2018	Three Years w/ Two (2) One Year	\$1,075,715		\$234,369	\$135,415
GILLIG CORPORATION	PROCUREMENT OF FORTY FOOT (40') CNG BUSES	P35484	11/26/2016	Five Years	\$122,697,373		\$22,736,981	\$7,578,828
GILLIG CORPORATION	STOCK, BUS PARTS					\$915,454		\$915,454
GIRALDO, ANDRES	WORKERS' COMPENSATION LOST WAGE PAYMENTS							\$29,363
GLEATON, SANDRA	WORKERS' COMPENSATION LOST WAGE PAYMENTS							\$20,925

NAME	PURPOSE	CONTRACT #	AWARD DATE	TERM	AWARD AMOUNT	PAYMENTS MADE VIA SMALL PURCHASES, PO OR OTHER	TOTAL CONTRACT VALUE PAID TO DATE IN AP	TOTAL PAID IN FY 22
GLOBALXPERTS INC.	ARISTA SWITCHES, POWER CORDS, SOFTWARE AND HARDWARE.					\$250,750		\$133,828
GLOBAL INVESTIGATIONS INC.	PRIVATE INVESTIATIVE SERVICES							\$22,120
GOLDER ASSOCIATES, INC.	GEOTECHNICAL ENGINEERING SERVICES	A/E 31185	9/15/2014	5 Base and 5 (1) Yr Opts	\$2,000,000		\$54,023	\$54,023
GOLDSMITH, SHAQUANA M	WORKERS' COMPENSATION LOST WAGE PAYMENTS							\$26,001
GORDIAN GROUP, INC.	CONSTRUCTION MANAGEMENT SERVICES FOR INDEFINITE QUANTITY CONSTRUCTION CONTRACTS (IQCC)	P40987	1/31/2019	Three (3) Years w/ Two (2) 1 Year	\$1,095,000		\$303,543	\$193,790
GRABAUSKAS CONSULTING	PROFESSIONAL SERVICE FOR IMPLEMENTATION OF MARTA RAIL STATION TRANSFORMATION INITIATIVE	L45180	9/8/2019	One Year	\$199,886		\$144,507	\$53,365
GRADY MEMORIAL HOSPITAL CORPORATION	WORKERS COMPENSATION MEDICAL PAYMENTS							\$87,022
GRESHAM SMITH	PROCUREMENT OF RIGHT OF WAY (ROW) CONSULTING SERVICES FOR THE SUMMERHILL CAPITOL AVENUE BUS RAPID TRANSIT (BRT) PROJECT	P49477	10/17/2021	One Year w/ One (1) One	\$609,400		\$31,568	\$31,568
GRESHAM TRANSPORTATION SERVICES, LLC.	SUPPLEMENTAL MOBILITY OPERATIONS AND MAINTENANCE SERVICES	P43706	4/1/2019	Four Year w/ One (1) One	\$39,927,352		\$17,522,874	\$7,822,196
GRIMCO, INC.	STOCK, TOOLS & SUPPLIES					\$22,330		\$22,330
GROUP ALPHA, INC.	IGBT GATE DRIVER & IP DIODE ASSEMBLY TESTER & RELAY BOARDS INSTALLATION	P46668	9/15/2021	One Year	\$160,802		\$160,802	\$160,802
GULF STATES DISTRIBUTORS	AMMUNITION					\$24,168		\$24,168

NAME	PURPOSE	CONTRACT #	AWARD DATE	TERM	AWARD AMOUNT	PAYMENTS MADE VIA SMALL PURCHASES, PO OR OTHER	TOTAL CONTRACT VALUE PAID TO DATE IN AP	TOTAL PAID IN FY 22
GUNNER ENGINEERING, INC.	STOCK, RAIL CAR PARTS					\$102,600		\$102,600
GWINNETT COUNTY BOARD OF COMMISSIONERS	REGIONAL SETTLEMENTS							\$731,115
HARMAN LAW FIRM LLC	LEGAL SETTLEMENT							\$62,500
HARRIS, LOIS J	WORKERS' COMPENSATION LOST WAGE PAYMENTS							\$31,117
HARRIS, ROTHENBERG INTERNATIONAL INC.	EMPLOYEE ASSISTANCE PROGRAM (EAP)	P43310	5/1/2021	Three (3) Years w/ Two (2) 1 Year	\$550,675		\$108,138	\$53,968
HART & ASSOCIATES, P.C.	LEGAL SETTLEMENT							\$20,000
HARVEY, ALEXANDER L	WORKERS' COMPENSATION LOST WAGE PAYMENTS							\$34,279
HAUG LAW GROUP, LLC	LEGAL SETTLEMENT							\$104,000
HEADWAY PAYROLL SOLUTIONS, LLC.	MASTER SERVICES AGREEMENT (HEADWAY WORKFORCE)	L50057	10/21/2021	Ten Years	\$178,500		\$169,223	\$169,223
HEWLETT PACKARD ENTERPRISE COMPANY	ANNUAL ONE YEAR RENEWAL OPTIONS OF HP 4 HOUR 24X7 W DMR PROACTIVE CARE SVC PACKAGE FOR 355 SERVERs					\$131,129		\$131,129
HICKS-STONE, TRACEE	WORKERS' COMPENSATION LOST WAGE PAYMENTS							\$31,515
HITACHI RAIL STS USA, INC	STOCK, TOOLS & SUPPLIES					\$31,483		\$31,483

NAME	PURPOSE	CONTRACT #	AWARD DATE	TERM	AWARD AMOUNT	PAYMENTS MADE VIA SMALL PURCHASES, PO OR OTHER	TOTAL CONTRACT VALUE PAID TO DATE IN AP	TOTAL PAID IN FY 22
HOLLAND & KNIGHT LLP	PROFESSIONAL GOVERNMENTAL AFFAIRS SERVICES	P40331	7/26/2018	Two Years w/ Three (3) 1 Year	\$1,014,000		\$774,500	\$218,000
IA-ADVANCED TELECOM SOLUTIONS LLC	ONLINE SECURITY AWARENESS TRAINING	Q46353	9/30/2020	Three Years	\$82,350		\$54,900	\$27,450
IBM	IBM INSIGHTS PRO LICENSE STORAGE MANAGEMENT	P49133	9/1/2021	Two Years	\$140,650		\$140,650	\$140,650
IDOM, Inc.	PROFESSIONAL DESIGN-CONCEPT SERVICES FOR ATLANTA BELTLINE	L49908	11/18/2021	Eight Months	\$148,200		\$148,200	\$90,000
IDS GLOBAL	PROCUREMENT OF MARTA'S UTILITIES LOCATE SERVICES	B41279	8/2/2018	Four Years w/ One (1) One	\$1,272,000		\$413,717	\$201,513
IMPACT PUBLIC AFFAIRS LLC	PROFESSIONAL SERVICES FOR LOBBYING - IMPACT PUBLIC AFFAIRS	L50088	1/14/2022	Four Months	\$32,000		\$32,000	\$32,000
INCLINIC PHYSIO	WORKERS COMPENSATION MEDICAL PAYMENTS							\$50,727
INDIANA FURNITURE INDUSTRIES, INC.	FURNITURE					\$21,130		\$21,130
INDIGO LOGIX LLC	INDEX BRAILLE BOX V5 AND ACCESSORIES					\$22,218		\$22,218
INFOSYS LIMITED	ENTERPRISE PERFORMANCE MANAGEMENT PLANNING AND BUDGETING SYSTEM	P39893	9/6/2018	Three Years w/ Two (2) One Year	\$1,003,276		\$1,003,276	\$97,794
INSIGHT DIRECT USA, INC.	WORKIVA - FINANCIAL REPORTING (SLED)					\$75,274	\$75,274	\$75,274
INTERNATIONAL PROCESS SOLUTIONS, INC.	STOCK, RAIL CAR PARTS					\$21,546		\$21,546

NAME	PURPOSE	CONTRACT #	AWARD DATE	TERM	AWARD AMOUNT	PAYMENTS MADE VIA SMALL PURCHASES, PO OR OTHER	TOTAL CONTRACT VALUE PAID TO DATE IN AP	TOTAL PAID IN FY 22
INTERVENTIONAL SPINE & PAIN MANAGEMENT CENTER PC	WORKERS' COMPENSATION MEDICAL PAYMENTS							\$28,082
IPAX ATLANTIC-MICHIGAN, LLC	RAILCAR DETERGENT/DEGREASER ROLL OVER	B44237	1/31/2020	Two (2) w/ One (1) One	\$742,650		\$23,100	\$20,900
ISENBERG & HEWITT, P.C.	LEGAL SETTLEMENT							\$50,000
JACOBS HJ RUSSELL, MARTA TEAM A JOINT VENTURE (JRMT)	PROCUREMENT OF CPMO CONSULTANT SUPPLEMENTAL SERVICES	P43871	10/31/2019	Five Years w/ One (1) Five Year	\$35,537,529		\$29,730,150	\$14,512,303
JAMES RIVER SOLUTION	PROCUREMENT OF ULTRA LOW SULPHUR CLEAR DIESEL FUEL AND UNLEADED GASOLINE BLENDED W/10% ETHANOL	B38974	10/15/2017	Three Years	\$26,762,001		\$6,783,904	\$2,123,693
JAMES T. PONTON, LLC	LEGAL SETTLEMENT							\$39,500
JAMES WILLIAMS III	WORKERS' COMPENSATION LOST WAGE PAYMENTS							\$29,862
JENSON LAW, LLC	LEGAL SETTLEMENT							\$55,000
JMLAW LLC.	LEGAL SETTLEMENT							\$30,000
JOBBLE, INC	PROFESSIONAL SERVICES FOR PAYMENT & BOOKING SYSTEM FOR ART IN TRANSIT VENDORS	L44267	8/16/2019	Two Years	\$198,244		\$172,928	\$95,217
JOHN K SAUNDERS	LEGAL SETTLEMENT							\$22,500
JOHN ZUSPAN DBA TRACK GUY CONSULTANTS	TRACK RELATED CONSULTING & TRAINING							\$20,060

NAME	PURPOSE	CONTRACT #	AWARD DATE	TERM	AWARD AMOUNT	PAYMENTS MADE VIA SMALL PURCHASES, PO OR OTHER	TOTAL CONTRACT VALUE PAID TO DATE IN AP	TOTAL PAID IN FY 22
JOHNSON CONTROLS, INC.	HEATING, VENTILATION, AIR CONDITIONING AND REFRIGERATION FOR THE MARTA HEAQUARTER COMPLEX	B46758	12/17/2021	Two Years w/ Two (2) One	\$1,356,220		\$134,867	\$120,518
JOHNSON CONTROLS, INC.	CCURE 800 MODEL 40 MAINTENANCE SUPPORT	P47416	11/1/2020	Three Years w/ Two (2) One Year	\$522,396		\$91,770	\$46,563
KAISER PERMANENTE INSURANCE COMPANY, INC.	GROUP HEALTH AND WELLNESS INSURANCE COVERAGES	P43938	7/1/2020	Three Years w/ Two (2) One Year	\$558,203,230		\$36,295,342	\$17,188,842
KAREN TURNER	WORKERS' COMPENSATION LOST WAGE PAYMENTS							\$21,171
KCI TECHNOLOGIES, INC.	SURVEYING CONSULTING SERVICES	A/E 31189	9/30/2014	5 years	\$6,000,000		\$20,586	\$20,586
KENNETH S. NUGENT, P.C.	LEGAL SETTLEMENT							\$72,500
KENNETH W. BROSNAHAN, P.C.	LEGAL SETTLEMENT							\$39,372
KENT ANDERSON	WORKERS' COMPENSATION MEDICAL PAYMENTS							\$25,825
KHAFRA ENGINEERING CONSULTANTS, INC.	PROF. SERVICES FOR THE CNG SENSOR RETROFIT PROGRAM AT HAMILTON	L46988	7/1/2020	Six Months	\$60,000		\$110,041	\$20,958
KIEWIT INFRASTRUCTURE SOUTH CO	LEGAL SETTLEMENT							\$845,238
KIEWIT INFRASTRUCTURE SOUTH CO	PUBLIC ADDRESS SYSTEM UPGRADE	P37171	5/23/2017	Four Year w/ Four (4) One	\$16,133,450		\$3,782,918	\$314,896
KIEWIT INFRASTRUCTURE SOUTH CO	RAIL STATION ELECTRONIC SIGNAGE UPGRADE	P37176	5/23/2017	Four Year w/ Four (4) One	\$15,822,537		\$5,780,036	\$3,420,648

NAME	PURPOSE	CONTRACT #	AWARD DATE	TERM	AWARD AMOUNT	PAYMENTS MADE VIA SMALL PURCHASES, PO OR OTHER	TOTAL CONTRACT VALUE PAID TO DATE IN AP	TOTAL PAID IN FY 22
KIMLEY-HORN AND ASSOCIATES, INC.	DESIGN SERVICES FOR SUMMERHILL BUS RAPID TRANSIT	AE46406	3/12/2021	Three Years w/ Two (2) One Year	\$11,260,000		\$3,884,040	\$3,884,040
KINKISHARYO INTERNATIONAL, LLC	RAIL CAR LIFE EXTENSION PROGRAM	B40294	1/31/2018	Five Year	\$91,633,617		\$79,584,408	\$23,787,828
KINKISHARYO INTERNATIONAL, LLC	CQ310/CQ311/CQ312 MOBILIZATION							\$140,378
KITCHENS, PATRICK	WORKERS' COMPENSATION LOST WAGE PAYMENTS							\$23,004
KLD LABS, INC	MINIPROF BLUETOOTH (BT) WHEEL SYSTEM & ACCESSORIES					\$25,348		\$25,348
KONTRON TRANSPORTATION NORTH AMERICA INC	MOBILE TICKETING SYSTEM	P34151	4/3/2017	Four Years w/ Four (4) One	\$14,560,479		\$4,363,857	\$1,806,345
KRAUTHAMER & ASSOCIATES	PROFESSIONAL RECRUITING SERVICES FOR ASSOCIATE CHIEF OF CAPITAL PROGRAMS	L49231	7/14/2021	One Year	\$75,000		\$30,400	\$30,400
KRAUTHAMER & ASSOCIATES	PROFESSIONAL RECRUITING SERVICES	L49277	9/2/2021	Six Months	\$96,000		\$82,175	\$82,175
LANIER STEEL PRODUCTS, INC.	STOCK ITEM, INSURANCE/CONTINGENCY (ROUTINE)					\$329,594		\$329,594
L7FS, LLC	TARGETED CLEANING SERVICES							\$86,785
LADSON, KIMILEE T	WORKERS' COMPENSATION LOST WAGE PAYMENTS							\$29,008
LAWN MAINTENANCE SOLUTIONS, INC.	AUTHORITY-WIDE LANDSCAPING SERVICES	B45932	7/9/2021	2 Years w/Three (3) One (1) Year Options	\$1,322,212		\$194,232	\$165,830

NAME	PURPOSE	CONTRACT #	AWARD DATE	TERM	AWARD AMOUNT	PAYMENTS MADE VIA SMALL PURCHASES, PO OR OTHER	TOTAL CONTRACT VALUE PAID TO DATE IN AP	TOTAL PAID IN FY 22
LAYER 3 COMMUNICATIONS, LLC	ONE YEAR MAINTENANCE AGREEMENT FOR PALO ALTO FIREWALLS	P46995	9/30/2020	2 Year w/ no options	\$741,403		\$741,403	\$370,702
LB FOSTER COMPANY	STOCK, TOOLS & SUPPLIES					\$422, 146.20	\$422, 146.20	\$422, 146.20
LAW OFFICE OF W. CALVIN SMITH, II, P.C.	LEGAL SETTLEMENT							\$78,010
LAW OFFICES BEVERLY MANLEY & ASSOCIATES	LEGAL SETTLEMENT							\$22,840
LAWN MAINTENANCE SOLUTIONS, INC.	LANDSCAPING SERVICES							\$94,884
LAWRENCEVILLE SURGERY CENTER	WORKERS' COMPENSATION MEDICAL PAYMENTS							\$119,438
LEASEQUERY, LLC	GASB 87 COMPLIANT CLOUD BASED ENTERPRISE LEASE ACCOUNTING SOFTWARE	Q49609	2/22/2022	1 Year w/ no options	\$35,900		\$35,900	\$35,900
LENZLY, JOHN P.	WORKERS' COMPENSATION LOST WAGE PAYMENTS							\$34,023
LERCH BATES, INC.	ELEVATOR AND ESCALATOR CONSULTING SERVICE	A/E 18466	1/1/2011	5 Yrs, 5 (1) Yr options	\$10,000,000		\$1,115,580	\$1,001,975
LEWIS, BERNARD, L.	WORKERS' COMPENSATION LOST WAGE PAYMENTS							\$20,300
LEWIS, LATETHA R	WORKERS' COMPENSATION LOST WAGE PAYMENTS							\$22,758
LEWIS, RICKIE	WORKERS' COMPENSATION LOST WAGE PAYMENTS							\$30,560

NAME	PURPOSE	CONTRACT #	AWARD DATE	TERM	AWARD AMOUNT	PAYMENTS MADE VIA SMALL PURCHASES, PO OR OTHER	TOTAL CONTRACT VALUE PAID TO DATE IN AP	TOTAL PAID IN FY 22
LINCOLN ASSOCIATES	STOCK, RAIL CAR PARTS, BACKORDER AT ARM					\$27,760		\$27,760
LINCOLN ASSOCIATES	STOCK, RAIL CAR PARTS, BACKORDER AT ARM, 7 - 8 WKS. LEAD					\$25,450		\$25,450
LINDBERGH CITY CENTER OWNER'S ASSOC	LINDBERGH OWNER'S ASSOCIATION FOR OPERATING& PARKING PAYMENTS					\$97,325	\$97,325	\$97,325
LINDBERGH CITY CENTER OWNER'S ASSOC	LINDBERGH CITY CENTER ASSOCIATION CAPITAL IMPROVEMENTS					\$852,997	\$852,997	\$493,928
LOGOS IMAGING, LLC	PORTABLE X-RAY SYSTEMS	Q48548	9/1/2021	30 Year w/ no options	\$149,655		\$149,655	\$149,655
LOCKHART, GREGORY	WORKERS' COMPENSATION LOST WAGE PAYMENTS							\$36,439
LOWE, STEPHANIE H	WORKERS' COMPENSATION LOST WAGE PAYMENTS							\$25,365
LUMINATOR TECHNOLOGY GROUP, INC.	STOCK, COMMUNICATIONS PARTS					\$20,410		\$81,101
LYFT, INC.	MARTA - LYFT PARTNERSHIP	L48275	3/18/2021	1 Year w/ no options	\$150,000		\$67,705	\$67,705
MALLORY & EVANS SERVICE CO.	HVAC SERVICES FOR THE HQ COMPLEX	B37902	2/17/2017	Two Years w/Three Options	\$1,629,554		\$446,573	\$130,081
MANDELYN GAYRE MOYER	LEGAL SETTLEMENT							\$90,000
MANSFIELD POWER AND GAS, LLC	MARTA NATURAL GAS SUPPLY	B42422	4/1/2019	24 Year w/ One (1) One (1) Year	\$16,225,928		\$9,704,604	\$5,675,440

NAME	PURPOSE	CONTRACT #	AWARD DATE	TERM	AWARD AMOUNT	PAYMENTS MADE VIA SMALL PURCHASES, PO OR OTHER	TOTAL CONTRACT VALUE PAID TO DATE IN AP	TOTAL PAID IN FY 22
MARSH USA, INC.	EXCESS LIABILITY & PROPERTY INSURANCE PREMIUMS							\$9,799,615
MARSH USA, INC.	PROCUREMENT OF PROPERTY AND CASUALTY INSURANCE BRAKERAGE SEERVICES	P48464	7/22/2021	2 Year w/ Three (3) One (1) Year Options	\$360,000		\$52,500	\$52,500
MASTER CARTRIDGE CORP.	AMMUNITION					\$160,125		\$160,125
MATHES VIDEO PRODUCTION	TRIV MOBILE LED WALL RENTAL					\$48,725		\$48,725
MAY, CAROLYN	WORKERS' COMPENSATION LOST WAGE PAYMENTS							\$20,299
MCCRIMMON, TROY A	WORKERS' COMPENSATION LOST WAGE PAYMENTS							\$26,823
MCGRATH RENTCORP	40' HIGH CUBE GROUND LEVEL OFFICE CONTAINER					\$24,920		\$24,920
MCGAHREN LAW FIRM, LLC	LEGAL SETTLEMENT							\$150,000
MCPHERSON OIL CO. INC.	PROCUREMENT OF OIL FOR TRANSIT BUSES AND AUTOMOBILES	B37248	7/27/2017	3 Year w/ Two (2) One (1) Year Options	\$1,753,665		\$399,086	\$399,086
MCPHERSON OIL CO. INC.	MARTA/HAMILTON & PERRY FUEL REQUEST					\$46,827		\$46,827
MERLINOS & ASSOCIATES, INC	ACTUARIAL CONSULTING SERVICES	P39678	4/1/2018	2 Year w/ Three (3) One (1) Year Options	\$149,530		\$121,770	\$30,120
METRO VAC & BROOM SERVICES	AUTHORITY WIDE PARKING LOT MAINTENANCE							\$35,393

NAME	PURPOSE	CONTRACT #	AWARD DATE	TERM	AWARD AMOUNT	PAYMENTS MADE VIA SMALL PURCHASES, PO OR OTHER	TOTAL CONTRACT VALUE PAID TO DATE IN AP	TOTAL PAID IN FY 22
METRO VAC & BROOM SERVICES	EMERGENCY ON-CALL SNOW AND DEBRIS REMOVAL SERVICES	Q40757	2/16/2018	2 Year w/ One (1) One (1) Year Options	\$160,037		\$139,425	\$24,941
METRO VAC & BROOM SERVICES	PROCUREMENT OF PARKING LOT SWEEPING SERVICES	Q49436	1/3/2022	1 Year w/ no options	\$177,964		\$89,272	\$74,441
MICHAEL E. CARROLL AND ASSOCIATES, L.L.C.	LEGAL SETTLEMENT							\$21,000
MICHAEL JONES dba WESTSIDE BOX	AIRPORT STATION MOSAIC - FINAL ARTWORK	L47753	11/9/2020	24 Year w/ no options	\$35,000		\$31,500	\$28,000
MICHAEL P. CARESTIA	LEGAL SETTLEMENT							\$63,000
MICROSOFT CORPORATION	MICROSOFT PREMIER SUPPORT SERVICES	P42625	10/12/2018	6 Year w/ no options	\$632,374		\$328,411	\$166,626
MINGLEDORFF'S INC - NORCROSS	SINGLE SOURCE - NEEDLEPOINT BIPOLAR IONIZATION	P47269	10/22/2020	One Year	\$787,287		\$759,010	\$35,355
MINNESOTA LIFE INSURANCE COMPANY	GROUP LIFE AND ACCIDENTAL DEATH & DISMEMBERMENT INSURANCE COVERAGES	P43938	7/1/2020	3 Year w/ Two (2) One (1) Year Options	\$558,203,230		\$4,906,426	\$2,776,433
MIS SCIENCES CORPORATION	E ALERT SERVICES 09/01/2020 - 12/31/2020 + 01/01/2021 - 06/30/2021					\$30,000		\$30,000
MONGE & ASSOCIATES	LEGAL SETTLEMENT							\$72,400
MONTLICK & ASSOCIATES, P.C.	LEGAL SETTLEMENT							\$29,711
MOORE EQUIPMENT SALES	LEVERLESS TIRE CHANGER EQUIPMENT					\$126,786		\$126,786

NAME	PURPOSE	CONTRACT #	AWARD DATE	TERM	AWARD AMOUNT	PAYMENTS MADE VIA SMALL PURCHASES, PO OR OTHER	TOTAL CONTRACT VALUE PAID TO DATE IN AP	TOTAL PAID IN FY 22
MORGAN & MORGAN ATLANTA, PLLC	LEGAL SETTLEMENT							\$180,432
MORE BUSINESS SOLUTIONS	MARTA PILOT ON-DEMAND RESPONSE REACH PROGRAM DIRECT MAIL					\$37,839		\$37,839
MOTOROLA SOLUTIONS, INC.	MOTOROLA RAIL CAR RADIO UPGRADE PHASE II	P45428	11/8/2017	18 Months	\$2,785,357		\$139,268	\$139,268
MOTOROLA SOLUTIONS, INC.	MAINTENANCE AND SUPPORT SERVICES FOR RADIO COMMUNICATIONS SYSTEM	P45998	4/1/2020	1 Year w/ no options	\$713,328		\$713,000	\$713,000
MOTOROLA SOLUTIONS, INC.	RADIO COMMUNICATIONS SYSTEM UPGRADE - PHASE III	P47860	6/25/2021	3 Year w/ no options	\$29,900,000		\$3,900,286	\$1,495,000
MR. CHARLES BERRY	WORKERS' COMPENSATION LOST WAGE PAYMENTS							\$26,950
MR. CHARLES TURMAN	WORKERS' COMPENSATION LOST WAGE PAYMENTS							\$27,939
MR. DEXTER DAVIS	WORKERS' COMPENSATION LOST WAGE PAYMENTS							\$38,675
MR. EDDIE J. GRIFFIN	WORKERS' COMPENSATION LOST WAGE PAYMENTS							\$27,825
MR. FRANK L. BELCHER	WORKERS' COMPENSATION LOST WAGE PAYMENTS							\$31,136
MR. GREGORY M. DAVIS	WORKERS' COMPENSATION LOST WAGE PAYMENTS							\$25,725
MR. MICHAEL NELSON	WORKERS' COMPENSATION LOST WAGE PAYMENTS							\$26,000

NAME	PURPOSE	CONTRACT #	AWARD DATE	TERM	AWARD AMOUNT	PAYMENTS MADE VIA SMALL PURCHASES, PO OR OTHER	TOTAL CONTRACT VALUE PAID TO DATE IN AP	TOTAL PAID IN FY 22
MR. ROBERT ROBINSON	WORKERS' COMPENSATION LOST WAGE PAYMENTS							\$22,204
MR. RODNEY CRAIG	WORKERS' COMPENSATION LOST WAGE PAYMENTS							\$28,322
MR. RUSSOM TECLE	WORKERS' COMPENSATION LOST WAGE PAYMENTS							\$29,900
MRS. KAREN COOK	WORKERS' COMPENSATION LOST WAGE PAYMENTS							\$20,283
MS AVIS BURRELL	WORKERS' COMPENSATION LOST WAGE PAYMENTS							\$33,559
MS. BESSIE A. GARLAND	WORKERS' COMPENSATION LOST WAGE PAYMENTS							\$28,368
MS. CATHY M. HUNT	WORKERS' COMPENSATION LOST WAGE PAYMENTS							\$24,418
MS CONNIE ALE	WORKERS' COMPENSATION LOST WAGE PAYMENTS							\$50,592
MS. DEBORAH WHITE	WORKERS' COMPENSATION LOST WAGE PAYMENTS							\$22,464
MS DONZA FOSTER	WORKERS' COMPENSATION LOST WAGE PAYMENTS							\$22,310
MS. DORCIA E. BROWN	WORKERS' COMPENSATION LOST WAGE PAYMENTS							\$27,308
MS GAIL MARTIN	WORKERS' COMPENSATION LOST WAGE PAYMENTS							\$31,205

NAME	PURPOSE	CONTRACT #	AWARD DATE	TERM	AWARD AMOUNT	PAYMENTS MADE VIA SMALL PURCHASES, PO OR OTHER	TOTAL CONTRACT VALUE PAID TO DATE IN AP	TOTAL PAID IN FY 22
MS JAN WMS	WORKERS' COMPENSATION LOST WAGE PAYMENTS							\$64,906
MS. LINDA J. LOCKETT	WORKERS' COMPENSATION LOST WAGE PAYMENTS							\$21,863
MS LOIS HARRIS	WORKERS' COMPENSATION LOST WAGE PAYMENTS							\$23,694
MS. MADISON HARRIS	WORKERS' COMPENSATION LOST WAGE PAYMENTS							\$27,976
MS. RHONDA JOHNSON	WORKERS' COMPENSATION LOST WAGE PAYMENTS							\$24,401
MS. RUBY LUMAS	WORKERS' COMPENSATION LOST WAGE PAYMENTS							\$52,205
MS. SADE A BARKER	WORKERS' COMPENSATION LOST WAGE PAYMENTS							\$27,101
MS. SHAVONDA KIDD	WORKERS' COMPENSATION LOST WAGE PAYMENTS							\$22,871
MS SHIRLEY A. JOHNSON	WORKERS' COMPENSATION LOST WAGE PAYMENTS							\$30,475
MS TONJA M. CRAWFORD	WORKERS' COMPENSATION LOST WAGE PAYMENTS							\$75,211
MS VIRTUOUS M. EDWARDS	WORKERS' COMPENSATION LOST WAGE PAYMENTS							\$32,915
MS WYTERIA JACKSON	WORKERS' COMPENSATION LOST WAGE PAYMENTS							\$21,450

NAME	PURPOSE	CONTRACT #	AWARD DATE	TERM	AWARD AMOUNT	PAYMENTS MADE VIA SMALL PURCHASES, PO OR OTHER	TOTAL CONTRACT VALUE PAID TO DATE IN AP	TOTAL PAID IN FY 22
MTM RECOGNITION CORP.	EMPLOYEE RECOGNITION PLATFORM	Q48430	10/7/2021	1 Year w/ no options	\$40,164		\$39,789	\$36,372
MUNCIE TRANSIT SUPPLY	STOCK, BUS PARTS					\$32,118		\$32,118
MV CONTRACT TRANSPORTATION, INC.	MOBILITY OPERATIONS AND MAINTENANCE SERVICES	P34324	3/4/2016	3 Years 2(1) Year Options	\$32,102,589		\$25,910,815	\$1,629,526
MY PHAM P.C.	WORKERS' COMPENSATION MEDICAL PAYMENTS							\$23,000
NATIONWIDE PROPERTY AND CASUALTY INSURANCE COMPANY	LEGAL SETTLEMENT							\$37,258
NAVIGERE SERVICES, INC.	WORKERS' COMPENSATION MEDICAL PAYMENTS							\$60,804
NCH CORPORATION DBA CERTIFIED LABORATORIES	PROCUREMENT OF ANTIMICROBIAL GROWTH AGENT	Q43808	10/30/2019	2 Year w/ One (1) One (1) Year Options	\$111,144		\$35,420	\$35,420
NETSYNC NETWORK SOLUTIONS, INC	RENEWAL OF MAINTENANCE SUPPORT FOR THE CISCO SMARTNET DEVICES	B47511	9/13/2021	22 Year w/ no options	\$967,985		\$436,603	\$436,603
NEW FLYER OF AMERICA	PURCHASE OF FOUR (4) SIXTY-FOOT (60') ARTICULATED CNG BUSES	P46638	10/29/2020	2 Year w/ no options	\$4,542,534		\$4,242,307	\$444,466
NEW FLYER OF AMERICA	PURCHASE OF SIX ZERO-EMISSIONS BUSES	P46977	12/24/2020	2 Year w/ no options	\$6,944,063		\$9,619,718	\$9,619,718
NORRED & ASSOCIATES, INC.	ARMED SECURITY GUARD COVERAGE FOR REVENUE OPERATIONS	B40399	5/31/2018	0 Year w/ One (1) One (1) Year	\$753,152		\$578,106	\$83,935
NORTH ATLANTA NEUROLOGICAL SERVICES, LLC.	WORKERS' COMPENSATION MEDICAL PAYMENTS							\$42,002

NAME	PURPOSE	CONTRACT #	AWARD DATE	TERM	AWARD AMOUNT	PAYMENTS MADE VIA SMALL PURCHASES, PO OR OTHER	TOTAL CONTRACT VALUE PAID TO DATE IN AP	TOTAL PAID IN FY 22
NORTHEAST LUBRICANTS, LTD.	DIESEL EXHAUST FLUID	B41200	7/19/208	3 Years w/One (1) One Year Options	\$186,083		\$86,396	\$23,156
NORTHERN TRUST COMPANY	NON-REP EMPLOYEES RETIREMENT FUND							\$12,937,868
NORWOOD, JUANITA	WORKERS' COMPENSATION LOST WAGE PAYMENT							\$20,323
ODENEAL, BRIAN K.	WORKERS' COMPENSATION LOST WAGE PAYMENT							\$30,475
OLD IVY PROPERTY RE FUND I, LLC	LEASE AGREEMENT	P40765	6/20/2017	30 months w/ no options	\$86,723		\$79,980	\$33,480
O'Lillian D. Baker	WORKERS' COMPENSATION LOST WAGE PAYMENT							\$25,864
ORACLE AMERICA, INC.	MAINTENANCE AND SUPPORT FOR ORACLE DATABASE, ERP AND ID MANAGEMENT	P27978	12/21/2012	12 Year w/ no options	\$21,103,511		\$5,748,365	\$2,361,351
ORACLE AMERICA, INC.	ORACLE PRIMAVERA P6 CLOUD SERVICE, PRIMAVERA UNIFIER CLOUD SERVICE AND PROFESSIONAL CONSULTING SERVICES	P43333	4/23/2019	5 Year w/ no options	\$2,293,315		\$1,379,454	\$639,981
ORCHID MEDICAL, INC	WORKERS' COMPENSATION MEDICAL PAYMENTS							\$45,435
ORIGAMI RISK, LLC	RISK MANAGEMENT INFORMATION SAAS SYSTEM	P44741	1/3/1900	3 Year w/ Two (2) One (1) Year Options	\$1,040,429		\$611,675	\$235,515
OUTFRONT MEDIA	RETURN OF SECURITY DEPOSIT							\$100,000
OUTSYSTEMS, INC.	OUTSYSTEMS SOFTWARE	P42834	11/20/2018	3 Year w/Two (2) One (1) Year Options	\$548,943		\$371,447	\$110,000

NAME	PURPOSE	CONTRACT #	AWARD DATE	TERM	AWARD AMOUNT	PAYMENTS MADE VIA SMALL PURCHASES, PO OR OTHER	TOTAL CONTRACT VALUE PAID TO DATE IN AP	TOTAL PAID IN FY 22
PARKER POE ADAMS & BERNSTEIN LLP	FILE CONDEMNATION FOR 5265 OLD DIXIE LAND PURCHASE					\$30,000,000		\$30,000,000
PARKS, CHESIN & WALBERT, P.C.	LEGAL SETTLEMENT							\$90,000
PAUL B. MAZUR, P.C.	LEGAL SETTLEMENT							\$47,500
PAUL DAVIS dba GOOD CHOICE X-PERT TREE SERVICE LLC	AUTHORITY WID TREE REMOVAL SERVICE							\$67,681
PEACHTREE ORTHOPAEDIC CLINIC	WORKERS' COMPENSATION MEDICAL PAYMENTS							\$236,215
PEACHTREE ORTHOPAEDIC CLINIC, PA	WORKERS' COMPENSATION MEDICAL PAYMENTS							\$21,800
PEACHTREE ORTHOPAEDIC SURGERY CENTER AT PERIMETER LLC	WORKERS' COMPENSATION MEDICAL PAYMENTS							\$78,182
PEACHTREE ORTHOPAEDIC SURGERY CENTER AT PIEDMONT, LLC	WORKERS' COMPENSATION MEDICAL PAYMENTS							\$155,416
PEARSON, SIESHIA	WORKERS' COMPENSATION PAYMENT							\$20,711
PEOPLE'S JANITORIAL SUPPLIES	STOCK, TOOLS & SUPPLIES					\$20,834		\$20,834
PERFORMANCE FRICTION CORPORATION	STOCK, BUS PARTS					\$23,977		\$23,977
PERRY, CHARLES K JR	WORKERS' COMPENSATION LOST WAGE PAYMENTS							\$20,457

NAME	PURPOSE	CONTRACT #	AWARD DATE	TERM	AWARD AMOUNT	PAYMENTS MADE VIA SMALL PURCHASES, PO OR OTHER	TOTAL CONTRACT VALUE PAID TO DATE IN AP	TOTAL PAID IN FY 22
PIEDMONT ROCKDALE HOSPITAL INC	WORKERS' COMPENSATION MEDICAL PAYMENTS							\$45,189
PINNACLE PUBLIC FINANCE, INC.	AUTHORITY-WIDE ENERGY SAVINGS PERFORMANCE CONTRACT (WITH FINANCING FROM PINNACLE PUBLIC FINANCE, INC.)	P37274	10/31/2017	17 Years w/ no options	\$34,896,758		\$6,466,080	\$3,117,308
PINNACLE TOWERS, LLC	LEASE AGREEMENT FOR RADIO ANTENNA SITE (CROWN CASTLE) - STONE MOUNTAIN	L40123	5/16/2002	5 Year w/ Four (4), five (5)-year options	\$1,099,078		\$138,978	\$58,632
PITNEY BOWES RESERVE ACCOUNT	PITNEY BOWES RESERVE ACCOUNT					\$78,000		\$78,000
POLARIS ASSOCIATES, INC.	RENEWAL OF ANNUAL MAINTENANCE RECURRING PERPETUAL SUPPORT REV TERM 07-01-2021 - 06-30-2022					\$26,292		\$26,292
POWERTECH CONVERTER CORP.	STOCK, RAIL CAR PARTS					\$51,789		\$51,789
POWERTECH CONVERTER CORP.	STOCK, TOOLS & SUPPLIES						\$25,894	\$25,894
PRESIDIO NETWORKED SOLUTIONS	MAINTENANCE AND SUPPORT SERVICES FOR VMWARE VSPHERE SUBSCRIPTION	P48349	10/13/2021	6 Year w/ Two (2) One (1) Year Options	\$189,910		\$71,954	\$71,954
PRESIDIO NETWORKED SOLUTIONS	HARDWARE MAINTENANCE SUPPORT FOR F5 LOAD BALANCERS	P49272	9/24/2021	2 Year w/ no options	\$184,933		\$26,419	\$26,419
PRESIDIO NETWORKED SOLUTIONS	TARGET ATTACK PROTECTION AND EMAIL FRAUD DEFENSE SOFTWARE	Q48531	6/17/2021	1 Year w/ no options	\$186,761		\$154,419	\$154,419
PRITCHETT, BALL AND WISE	APPRAISAL - RATE BOOK SUMMERHILL BRT					\$27,500		\$27,500
PROFILE CONSULTING GROUP, LLC	MARTA SOCIAL MEDIA STRATEGY AND GENERAL SOCIAL MEDIA SUPPORT SERVICES	L49369	11/4/2021	1 Year w/ no options	\$68,400		\$51,300	\$45,600

NAME	PURPOSE	CONTRACT #	AWARD DATE	TERM	AWARD AMOUNT	PAYMENTS MADE VIA SMALL PURCHASES, PO OR OTHER	TOTAL CONTRACT VALUE PAID TO DATE IN AP	TOTAL PAID IN FY 22
QMARKETS USA, INC.	CROWD SOURCING SOFTWARE PLATFORM	P47712	11/26/2020	Two Years	\$78,162		\$69,912	\$40,162
RADIO ONE, INC.	KENWOOD VP6430 P25 PORTABLE RADIO, 700/800 MHZ & ASSESSORIES					\$154,800		\$154,800
RAFTERMEN PHOTOGRAPHY, LLC	PROFESSIONAL VIDEOGRAPHY AND PRODUCTION SERVICES	L49894	10/21/2021	3 Year w/ no options	\$30,572		\$29,497	\$29,497
RAILQUIP, INC.	STOCK, TOOLS & SUPPLIES					\$32,850		\$32,850
RAILWORKS TRACK SYSTEM, INC.	TRACK RENOVATIONS PHASE IV (TRIV)	B31586	10/9/2018	6 Year w/ no options	\$133,570,361		\$48,239,397	\$17,879,411
RAM INDUSTRIAL SERVICES, INC.	SMALL AC MOTOR OVERHAUL AND REPAIR	B41130	8/22/2018	4 Year w/ no options	\$688,121		\$91,358	\$21,108
RAPPORT, LLC	RAIN WORKS PROJECT	L48928	8/26/2021	6 Year w/ no options	\$15,000		\$27,000	\$27,000
REBECCA KAY SAPP LAW FIRM, LLC	LEGAL SETTLEMENT							\$23,100
REEVES, SEAN N	WORKERS' COMPENSATION LOST WAGE PAYMENTS							\$32,683
RELIABLE HYDRAULICS	STOCK, TOOLS & SUPPLIES					\$32,560		\$32,560
REMOTEC, INC.	ANDROS SPARTAN ROBOT UPGRADE	P48547	11/9/2021	18 Year w/ One (1) Five (5) Year Options	\$338,396		\$156,399	\$156,399
RESOURCE SUPPLY MANAGEMENT	LANDFILL GAS CREDITS CONSULTING SERVICES	L45544	1/1/2020	12 Year w/ no options	\$60,000		\$60,000	\$24,000

NAME	PURPOSE	CONTRACT #	AWARD DATE	TERM	AWARD AMOUNT	PAYMENTS MADE VIA SMALL PURCHASES, PO OR OTHER	TOTAL CONTRACT VALUE PAID TO DATE IN AP	TOTAL PAID IN FY 22
RESURGENS EAST SURGERY CENTER, LLC	WORKERS' COMPENSATION MEDICAL PAYMENTS							\$51,081
RESURGENS FAYETTE SURGERY CENTER LLC	WORKERS' COMPENSATION MEDICAL PAYMENTS							\$50,271
RESURGENS SURGERY CENTER, LLC	WORKERS' COMPENSATION MEDICAL PAYMENTS							\$29,312
RESURGENS, PC	WORKERS' COMPENSATION MEDICAL PAYMENTS							\$225,268
RICHARDSON, AYESHA	WORKERS' COMPENSATION LOST WAGE PAYMENTS							\$23,501
ROBBINS GOVERNMENT RELATIONS LLC	PROFESSIONAL SERVICES FOR LOBBYING - ROBBINS GOVERNMENT RELATIONS, LLC	L50089	1/14/2022		\$40,000		\$20,000	\$20,000
ROBERT HALF INTERNATIONAL INC	TEMPORARY PARALEGAL SERVICES	L50105	1/25/2022	1 Year w/ no options	\$70,000		\$37,862	\$30,982
ROBERT TUCKER	WORKERS' COMPENSATION LOST WAGE PAYMENTS							\$51,149
ROLL CALL PUBLIC AFFAIRS CONSULTANTS LLC dba FRALICK BOZEMAN PUBLIC AFFAIRS LLC	FRALICK BOZEMAN PUBLIC AFFAIRS, LLC (LOBBYING AGREEMENT)	L47994	9/2/2021		\$25,000		\$25,000	\$25,000
ROLL CALL PUBLIC AFFAIRS CONSULTANTS LLC dba FRALICK BOZEMAN PUBLIC AFFAIRS LLC	PROFESSIONAL SERVICES FOR LOBBYING - ROLL CALL PUBLIC AFFAIRS D/B/A FRALICK BOZEMAN PUBLIC AFFAIRS, LLC	L50091	1/14/2022		\$88,000		\$63,000	\$53,000
ROSELIND HILLERY	WORKERS' COMPENSATION LOST WAGE PAYMENTS							\$26,000
RUSH TRUCK CENTERS OF GEORGIA, INC.	STOCK, BUS PARTS					\$22,392		\$22,392

NAME	PURPOSE	CONTRACT #	AWARD DATE	TERM	AWARD AMOUNT	PAYMENTS MADE VIA SMALL PURCHASES, PO OR OTHER	TOTAL CONTRACT VALUE PAID TO DATE IN AP	TOTAL PAID IN FY 22
RUSSELL, SHONTEESHIA	WORKERS' COMPENSATION LOST WAGE PAYMENTS							\$25,225
S & W SERVICES OF ATLANTA	TOWING SERVICES							\$100,169
SABA SOFTWARE, INC.	CLOUD BASED LEARNING MANAGEMENT SYSTEM	P42158	11/30/2018	3 Year w/ no options	\$484,921		\$353,252	\$99,160
SANTANDER CONSUMER USA INC.	LEGAL SETTLEMENT							\$35,767
SCHALTBAU NORTH AMERICA	STOCK, RAIL CAR PARTS					\$21,806		\$21,806
SCHINDLER ELEVATOR CORPORATION	ELEVATOR AND ESCALATOR MAINTENACE CONTRACT (MAINTENACE & REHABILITATION ONLY)	P28505	8/5/2016	10 Year w/ no options	\$228,581,721		\$56,619,957	\$22,671,000
SCHOEN GREEN	SETTLEMENT							\$24,986
SCOTT, ANNIAS	WORKERS' COMPENSATION LOST WAGE PAYMENTS							\$29,737
SECOVA, INC.	MARTA ON-LINE BENEFITS ADMINISTRATION AND ENROLLMENT SERVICES	P35714	2/6/2016	3 Year w/ Two (2) One (1) Year Options	\$2,555,530		\$1,641,890	\$160,619
SELECT PROVIDER NETWORKS, INC	WORKERS' COMPENSATION MEDICAL PAYMENTS							\$30,477
SEXTON LAW FIRM, LLC	LEGAL SETTLEMENT							\$90,000
SHARP BUSINESS SYSTEMS	STOCK, COMMUNICATIONS PARTS					\$30,264		\$30,264

NAME	PURPOSE	CONTRACT #	AWARD DATE	TERM	AWARD AMOUNT	PAYMENTS MADE VIA SMALL PURCHASES, PO OR OTHER	TOTAL CONTRACT VALUE PAID TO DATE IN AP	TOTAL PAID IN FY 22
SHERAD, PHYLLIS M	WORKERS' COMPENSATION LOST WAGE PAYMENTS							\$31,780
SHERMAN, TUANTUNETTE	WORKERS' COMPENSATION LOST WAGE PAYMENTS							\$34,010
SHI INTERNATIONAL CORP.	AUTOCAD - INCLUDING SPECIALIZED TOOLSETS AD GOVERNMENT SINGLE-USER ELD 3-YEAR SUBSCRIPTION					\$72,704		\$72,704
SHI INTERNATIONAL CORP.	CYBER THREAT INTELLIGENCE PLATFORM SERVICES	B48474	8/19/2021	3 Year w/ no options	\$502,396		\$502,396	\$502,396
SHI INTERNATIONAL CORP.	RAPID7 MANAGED MONITORING SERVICES	P50073	4/6/2022	1 Year w/ One (1) One (1) Year Options	\$338,396		\$338,396	\$338,396
SIEMENS INDUSTRY, INC.	IOC 911 STENTOFON ADDITION	P46799	1/11/2021	One Year	\$36,350		\$36,350	\$36,350
SIEMENS INDUSTRY, INC.	GARSON PARKING DECK EMERGENCY INTERCOM SYSTEM	P49114	6/28/2021	1 Year w/ no options	\$136,734		\$136,734	\$136,734
SIEMENS INDUSTRY, INC.	PARKING DECK CALLBOX UPGRADE AND CABLING SERVICES CONTRACT	P49632	12/22/2021	1 Year w/ no options	\$1,110,740		\$880,926	\$880,926
SIEMENS MOBILITY, INC.	TECHNICAL SUPPORT AND SPARE SUPPLY SERVICES FOR THE ATLANTA STREETCAR S70 LIGHT RAIL VEHICLES	FC9839	11/20/2017	5 Years w/ no options	\$4,052,205	\$3,061,181	\$3,061,181	\$643,206
SIERRA WIRELESS AMERICA, INC.	PROFESSIONAL SERVICES TO PROVIDE AIRLINK MOBILITY MANAGER (AMM) MAINTENANCE AND SUPPORT	L44248	8/5/2019	5 Years	\$1,011,352		\$594,520	\$208,416
SIMMONS MACHINE TOOL CORP.	PROCUREMENT OF RAIL CAR MAINT. WHEEL TRUING MACHINES MAINT. & REPAIR SERVICES	B40732	7/13/2018	2 Year w/ Two (2) One (1) Year Options	\$230,460		\$153,882	\$67,493
SIMMONS MACHINE TOOL CORP.	WHEEL TRUING MACHINES MAINTENANCE AND REPAIR SERVICES	P45253	8/30/2021	2 Year w/ One (1) One (1) Year Options	\$233,490		\$76,721	\$76,721

NAME	PURPOSE	CONTRACT #	AWARD DATE	TERM	AWARD AMOUNT	PAYMENTS MADE VIA SMALL PURCHASES, PO OR OTHER	TOTAL CONTRACT VALUE PAID TO DATE IN AP	TOTAL PAID IN FY 22
SKIDMORE, OWINGS & MERRILL LLC	FIVE POINTS STATION TRANSFORMATION	AE47796	9/9/2021	5 Year w/ no options	\$15,000,000		\$869,671	\$694,113
SIRMONS, ZENOBIA	WORKERS' COMPENSATION LOST WAGE PAYMENTS							\$30,378
SMITH, NIGUEL	WORKERS' COMPENSATION LOST WAGE PAYMENTS							\$22,950
SOUTH EAST SWITCHGEAR, LLC	LAREDO SWITCHGEAR BREAKER 1600A					\$162,000		\$162,000
SOUTH EAST SWITCHGEAR, LLC	REFILL SF6 GAS AND BOTTLE REPLACEMENT FOR TRACTION POWER SWITCHGEAR AT NE10-252					\$20,575		\$20,575
SOUTHERN COMPUTER WAREHOUSE, INC.	MULTIPLE TECHNOLOGY HARDWARE MODULES AND CARTRIDGES					\$120,240		\$70,342
SOUTHERN TECHNOLOGIES CORP.	STOCK, RAIL CAR PARTS					\$74,750		\$74,750
SP PETROLEUM TRANSPORTERS, INC.	REMOVAL & DISPOSAL OF INDUSTRIAL WASTE WATER AND SLUDGE FROM VARIOUS MARTA FACILITIES	B38935	10/19/2017	2 Year w/ Three (3) One (1) Year Options	\$2,742,640		\$1,029,766	\$353,346
SPENERGY LLC	BUS WASH DETERGENT/DEGREASER	B44237	1/31/2020	2 Year w/ One (1) One (1) Year Options	\$742,650		\$251,955	\$251,955
STADLER US, INC.	PROCUREMENT OF NEW RAIL CARS	P38186	11/14/2019	0 Year w/ no options	\$646,283,716		\$86,524,640	\$57,004,056
STARNES CONTRACTING	CANINE KENNELS CONCRETE SLABS INSTALLATION	Q49073	12/22/2021	1 Year w/ no options	\$34,250		\$34,250	\$34,250
STERLING INFOSYSTEMS, INC.	AUTOMATION OF BACKGROUND SCREENS	P46774	10/1/2021	3 Year w/ Two (2) One (1) Year Options	\$522,030		\$59,920	\$26,035

NAME	PURPOSE	CONTRACT #	AWARD DATE	TERM	AWARD AMOUNT	PAYMENTS MADE VIA SMALL PURCHASES, PO OR OTHER	TOTAL CONTRACT VALUE PAID TO DATE IN AP	TOTAL PAID IN FY 22
STATE BOARD OF WORKERS' COMPENSATION	ANNUAL ASSESSMENT							\$49,475
STEWART MILLER SIMMONS TRIAL ATTORNEYS	LEGAL SETTLEMENT							\$175,000
STORAGE ENGINE, INC.	SAN STORAGE UPGRADE AND COMMVAULT BACKUP SOLUTION	P42136	7/23/2018	5 Year w/ no options	\$6,234,067		\$4,660,963	\$1,265,406
STR SOFTWARE	STR AVENTX SOFTWARE UPGRADE	P48740	9/24/2021	Three (3) Years	\$81,105	\$27,035	\$27,035	\$27,035
STREAMLINE IMAGING, LLC	WORKERS COMPENSATION MEDICAL PAYMENTS							\$104,708
STREAMLINE PT LLC	WORKERS COMPENSATION MEDICAL PAYMENTS							\$51,453
SWIGER COIL SYSTEMS A WABTEC CO	AC TRACTION MOTOR OVERHAUL AND REPAIR SERVICES (CAPITAL)	B38305	10/5/2017	5 Year w/ no options	\$6,681,030		\$1,201,280.00	\$491,400
TECHNICAL MAINTENANCE INC.	CALIBRATION SERVICES FOR TEST EQUIPMENT	Q44632	3/19/2021	2 Year w/ no options	\$183,776		\$115,996	\$42,011
TECHNOLOGY INTERNATIONAL, INC.	PROCUREMENT OF SWITCH HEATERS	Q43502	3/25/2020	One Year	\$61,774		\$61,774	\$61,774
SWINT, PANDORA P	WORKERS' COMPENSATION LOST WAGE PAYMENTS							\$23,858
T. MADDEN & ASSOCIATES, P.C.	LEGAL SETTLEMENT							\$960,000
TAPS & ASSOCIATES, LLC	LEGAL SETTLEMENT							\$70,000

NAME	PURPOSE	CONTRACT #	AWARD DATE	TERM	AWARD AMOUNT	PAYMENTS MADE VIA SMALL PURCHASES, PO OR OTHER	TOTAL CONTRACT VALUE PAID TO DATE IN AP	TOTAL PAID IN FY 22
TAYLOR ENGLISH DUMA, LLP	LEGAL SETTLEMENT							\$1,000,000
TAYLOR, KIMBERLY	WORKERS' COMPENSATION LOST WAGE PAYMENTS							\$27,047
TERRACON CONSULTANTS, INC.	MATERIALS TESTING CONSULTING SERVICES	A/E 31187	9/15/2014	5 Base and 5 (1) Yr Opts	\$6,000,000		\$50,772	\$50,772
TESSCO	STOCK, COMMUNICATIONS PARTS. WILL PURCHASE 5 PER MONTH 5-6 WEEKS LEAD TIME.					\$100,042.60		\$100,042.60
THE AFTERMARKET PARTS COMPANY, LLC	STOCK, BUS PARTS					\$2,318,053		\$2,318,053
THE AFTERMARKET PARTS COMPANY, LLC	FY22 - BUS MIDLIFE OVERHUAL PART KITS	B44897	9/25/2020	3 Year w/ no options	\$5,546,552	\$1,742,167	\$1,742,167	\$1,228,993
THE ATLANTA DEVELOPMENT AUTHORITY	INTERGOVERNMENTAL LICENSE AGREEMENT FOR THE DEVELOPMENT OF A PORTION OF MARTA'S SOUTH PARKING LOT AT HAMILTON E HOLMES RAIL STATION	L41606	8/2/2018	Three (3) Years w/ Two (2) 1 Year	\$70,000		\$70,000	\$70,000
THE CHAMPION FIRM, P.C.	LEGAL SETTLEMENT							\$5,000,000
THE COLLABORATIVE FIRM, LLC	PROFESSIONAL SERIVES FOR JURISDICTIONAL GOVERNMENT AFFAIRS SUPPORT	L49708	7/1/2021	1 Year w/ No Options	\$192,000		\$80,000	\$80,000
THE COLOR SPOT	23FT. MOBILITY VAN - DIGITALLY PRINTED W/GLOSS UV LAMINATE (FULL WRAP TO INCLUDE PERFORATED FLIM ON WINDOWS AND DOORS) AND INSTALLATION					\$89,952		\$89,952
THE CP LAW GROUP, LLC	LEGAL SETTLEMENT							\$58,500
THE DENNIS LAW FIRM, LLC	LEGAL SETTLEMENT							\$33,750

NAME	PURPOSE	CONTRACT #	AWARD DATE	TERM	AWARD AMOUNT	PAYMENTS MADE VIA SMALL PURCHASES, PO OR OTHER	TOTAL CONTRACT VALUE PAID TO DATE IN AP	TOTAL PAID IN FY 22
THE DICKERSON FIRM, LLC	LEGAL SETTLEMENT							\$30,000
THE EICHHOLZ LAW FIRM, P.C.	LEGAL SETTLEMENT							\$27,252
THE FOUNDERS LAW FIRM, LLC	LEGAL SETTLEMENT							\$37,050
THE GOODYEAR TIRE & RUBBER COMPANY	BUS TIRE LEASE SERVICES	B44758A	3/29/2021	3 Year w/ Two (2) One (1) Year Options	\$5,443,589		\$1,273,823	\$1,129,623
THE HAND & UPPER EXTREMITY CENTER OF GEORGIA, PC	WORKERS' COMPENSATION MEDICAL PAYMENTS							\$31,952
THE HART LAW FIRM, P.C.	LEGAL SETTLEMENT							\$70,000
THE LAW OFFICE OF SUTTON T. SLOVER, PC	LEGAL SETTLEMENT							\$30,000
THE LAW OFFICES OF ALFREDA L. WILLIAMS AND ASSOCIATES, LLC	LEGAL SETTLEMENT							\$20,000
THE LAW OFFICES OF KANNER & PINTALUGA P.A.	LEGAL SETTLEMENT							\$21,000
THE PHYSICIANS NORTH ATLANTA SURGERY CTR	WORKERS' COMPENSATION MEDICAL PAYMENTS							\$29,484
THE PHYSICIANS SPINE & REHABILITATION SPECIALISTS OF GA PC	WORKERS' COMPENSATION MEDICAL PAYMENTS							\$49,685
THE RAMOS LAW FIRM, LLC	LEGAL SETTLEMENT							\$33,259

NAME	PURPOSE	CONTRACT #	AWARD DATE	TERM	AWARD AMOUNT	PAYMENTS MADE VIA SMALL PURCHASES, PO OR OTHER	TOTAL CONTRACT VALUE PAID TO DATE IN AP	TOTAL PAID IN FY 22
THE ROTH FIRM, LLC	LEGAL SETTLEMENT							\$73,250
THE SANDERS LAW GROUP, LLC	LEGAL SETTLEMENT							\$71,600
THE SEGAL COMPANY (SOUTHEAST), Inc.	CONSULTING SERVICES FOR GROUP BENEFITS PLANS	P46683	6/25/2021	3 Year w/ Two (2) One (1) Year Options	\$1,500,000		\$192,481	\$192,481
THE SERVICE FORT, LLC	JANITORIAL SERVICES AT MARTA HQ	B42862	4/18/2019	2 Year w/ Three (3) One (1) Year Options	\$1,525,212		\$935,425	\$317,513
THE TERMINIX INTERNATIONAL COMPANY LLP dba TERMINIX COMMERCIAL	PEST CONTROL SERVICES FOR VEHICLES	B45467	9/21/2020	2 Year w/ Two (2) One (1) Year Options	\$297,448		\$82,575	\$46,767
THE TERMINIX INTERNATIONAL COMPANY LLP dba TERMINIX COMMERCIAL	PEST CONTROL SERVICES FOR MARTA FACILITIES	Q47252	5/1/2021	2 Year w/ Two (2) One (1) Year Options	\$132,435		\$35,945	\$33,180
THELONIUS SHEARS	LEGAL SETTLEMENT							\$40,000
THERAPY DIRECT, LLC	WORKERS' COMPENSATION MEDICAL PAYMENTS							\$216,070
THERMO KING ATLANTA, INC.	STOCK, BUS PARTS					\$1,080,221		\$1,080,221
THOMAS, JULIUS	WORKERS' COMPENSATION LOST WAGES PAYMENTS							\$35,775
TITAN TECHNOLOGY SOLUTIONS US, INC.	WEBTITAN CONTENT FILTERING SERVICE FOR WI-FI ON MOBILITY, BUSES AND RAIL SERVICE	P45224	3/19/2020	5 Year w/ no options	\$270,900		\$108,360	\$54,180
T-MOBILE	CELLULAR TELECOMMUNICATION SERVICES: T-MOBILE	P38056	1/9/2017	4 Year w/Three (3) One (1) Year Options	\$5,562,285		\$861,770	\$352,762

NAME	PURPOSE	CONTRACT #	AWARD DATE	TERM	AWARD AMOUNT	PAYMENTS MADE VIA SMALL PURCHASES, PO OR OTHER	TOTAL CONTRACT VALUE PAID TO DATE IN AP	TOTAL PAID IN FY 22
T-MOBILE	WI-FI TELECOMMUNICATION SERVICES FOR MARTA BUSES, RAIL CARS AND OTHER EQUIPMENT	P50052	1/10/2022	5 Year w/ Two (2) One (1) Year Options	\$1,338,750		\$161,493	\$121,321
TOLAR MANUFACTURING COMPANY, INC.	SOLE SOURCE PURCHASE OF BUS STOP AMENITIES	P44002	6/17/2019	5 Year w/ no options	\$7,109,725		\$4,021,306	\$1,523,395
TOTAL NETWORK RESOURCES	WORKERS' COMPENATION MEDICAL PAYMENT							\$40,721
TRANE U.S. INC.	STOCK, RAIL CAR PARTS					\$23,761		\$23,761
TRANSafe, INC.	PROCUREMENT OF FIVE (5) MOBILE OUTDOOR LED ADVERTISING DISPLAY BILLBOARD TRAILER WITH SOLAR PANEL					\$91,500		\$91,500
TRANSDEV SERVICE, INC.	MOBILITY SCHEDULING AND DISPATCHING SERVICES	P46865	3/31/2021	3 Year w/ Five (5) One (1) Year Options	\$24,827,566		\$2,495,147	\$2,256,176
TRANSDEV SERVICE, INC.	ELIGIBILITY ASSESSMENT SERVICES FOR MARTA MOBILITY	P46866	4/14/2021	0 Year w/ Two (2) One (1) Year Options	\$2,707,432		\$671,439	\$611,750
TRANSPORTATION TECHNOLOGY CENTER, INC.	AUTONOMOUS TRACK INSPECTION SYSTEM THIRD PARTY EVALUATORS - PO ROLLOVER	P38775	8/16/2017	5 Year w/ no options	\$449,800		\$35,385	\$32,550
TRANSTECH OF S.C., INC.	STOCK, RAIL CAR PARTS					\$130,250		\$130,250
TRAPEZE SOFTWARE GROUP, INC.	TRAPEZE MASTER AGREEMENT	P34149	12/1/2014	9 Year w/ no options	\$25,325,653		\$5,768,895	\$3,053,709
TRAVELER'S AID OF METROPOLITAN ATLANTA, INC.dba HOPE ATLANTA	PROFESSIONAL SERVICES FOR HOMELESS OUTREACH	L47029	8/7/2020	1 Year w/ no options	\$468,000		\$321,528	\$301,032
TTA SYSTEM LLC	B33292 CQ311/312 TRUCK MODIFICATIONS - ROLLEVER	B33292	10/19/2017	Three (3) Years	\$4,894,163		\$4,530,897	\$297,144

NAME	PURPOSE	CONTRACT #	AWARD DATE	TERM	AWARD AMOUNT	PAYMENTS MADE VIA SMALL PURCHASES, PO OR OTHER	TOTAL CONTRACT VALUE PAID TO DATE IN AP	TOTAL PAID IN FY 22
TURBO POWER SYSTEMS, LTD (WIRE ONLY)	CQ311/312 TRUCK MODIFICATIONS - ROLLEVER					\$118,933		\$118,933
UBER	MARTA- UBER PARTNERSHIP DURING SEVERE SERVICE DISRUPTION	L46827	5/15/2020	1 Year w/ no options	\$100,000		\$62,902	\$57,858
UNDER CONTROL SOFTWARE LLC	RENEWAL OF THE MARTA POLICE DEPARTMENT (MPD) POLICE MANAGEMENT INFORMATION SYSTEM SOFTWARE AND LICENSES					\$48,799		\$48,799
UNITED REFRIGERATION-COLLEGE P	STOCK, TOOLS & SUPPLIES					\$50,625		\$50,625
UNITED VAN LINES, LLC	RELOCATION FOR VARIOUS NEWLY HIRED DIRECTORS							\$42,518
UNIVERSAL ENVIRONMENTAL SVCS,	REMOVAL & DISPOSAL OF WASTEWATER AND SLUDGE FROM VARIOUS MARTA FACILITIES	B48661	1/28/2022	2 Year w/ Three (3) One (1) Year Options	\$2,991,900		\$275,354	\$198,750
UPMC BENEFIT MANAGEMENT SERVICES, INC.	LEAVE OF ABSENCE ADMINISTRATION PROGRAM	P35334	5/1/2016	3 Years w/ Two (2) One (1) Year Options	\$417,434		\$474,286	\$81,622
UPMC BENEFIT MANAGEMENT SERVICES, INC.	LEAVE MANAGEMENT SERVICES	P47301	10/1/2021	3 Year w/ Two (2) One (1) Year Options	\$2,096,688		\$247,187	\$185,940
URS CORPORATION	ENVIRONMENTAL ENGINEERING CONSULTING SERVICES	A/E 30754	1/26/2015	5 years 5 (1) year options	\$18,000,000		\$3,272,374	\$2,963,311
USIS, INC. DBA AMERISYS	WORKERS' COMPENSATION MEDICAL BILL REVIEW FEES							\$127,728
USIS, INC. DBA AMERISYS	WORKERS' COMPENSATION/MANAGED CARE ORGANIZATION (MCO)	P42659	3/26/2019	2 Year w/Three (3) One (1) Year Options	\$1,811,826		\$1,079,604	\$326,014
UTC RAIL & AIR SOURCES, INC.	PROCUREMENT OF AC WHEEL/AXLE OVERHEAD AND REPAIR - CAPITAL FUNDED	B36724	8/12/2016	3 Year w/ One (1) One (1) Year Options	\$1,870,672		\$1,669,552	\$1,717,710

NAME	PURPOSE	CONTRACT #	AWARD DATE	TERM	AWARD AMOUNT	PAYMENTS MADE VIA SMALL PURCHASES, PO OR OTHER	TOTAL CONTRACT VALUE PAID TO DATE IN AP	TOTAL PAID IN FY 22
UTILITIES PROTECTION CENTER	UTILITIES CONSULTING							\$31,242
VANASSE HANGEN BRUSTLIN, INC. (VHB)	PROFESSIONAL SERVICES FOR CAPITAL PROGRAM STRATEGIC ADVISORY SUPPORT	L50051	12/20/2021	9 Year w/ no options	\$148,500		\$33,215	\$26,831
VANASSE HANGEN BRUSTLIN, INC. (VHB)	BELTINE LRT EAST EXTENSION CONCEPT FEASIBILITY STUDY	P48439	4/8/2021	1 Year w/ no options	\$370,033		\$429,774	\$412,749
VAPOR STONE RAIL SYSTEMS	STOCK, RAIL CAR PARTS					\$67,741		\$67,740.76
VECTOUR GROUP, INC.	PROCUREMENT OF TARGETED CLEANING SERVICES	P46871	11/30/2020	1 Year w/ no options	\$198,510		\$190,220	\$168,234
VERIZON WIRELESS MSG. SRVC.	MOBILE BROADBAND AND UNLIMITED SERVICES	P48098	5/14/2021	One (1) Year	\$188,637	\$144,407	\$144,407	\$144,407
VG CONTROLS, INC.	MPR REPLAY FOR EEZ STATION					\$21,960		\$21,960
VIA INC.	MFR: VIA ITEM NO: VIA SERIES CHAIRS #6903-RB-67C-SS-51A-20S-19AB-18BB-16HP-G					\$29,290		\$29,290
VOLKERT, INC.	STRUCTURAL ENGINEERING AND INSPECTION SERVICES	AE22541	8/21/2012	5 Year w/ Five (5) One (1) Year Options	\$5,250,000		\$65,633	\$65,633
W. W. WILLIAMS SE, INC.	BUS TRANSMISSIONS	B42010	4/5/2019	4 Year w/ no options	\$6,196,514		\$2,574,058	\$1,561,008
W. W. WILLIAMS SE, INC.	STOCK, BUS PARTS, EXTERNAL REBUILD					\$256,200.87	\$256,200.87	\$256,200.87
VIRGE-COLQUITT, ANGELA	WORKERS' COMPENSATION LOST WAGE PAYMENTS							\$26,328

NAME	PURPOSE	CONTRACT #	AWARD DATE	TERM	AWARD AMOUNT	PAYMENTS MADE VIA SMALL PURCHASES, PO OR OTHER	TOTAL CONTRACT VALUE PAID TO DATE IN AP	TOTAL PAID IN FY 22
VIRGUEZ LAW LLC	LEGAL SETTLEMENT							\$40,000
W. W. WILLIAMS SE, INC.	BUS, STOCK PARTS					\$22,225		\$22,225
WABTEC PASSENGER TRANSIT	WABTEC PARTS FOR CQ312L - CARE PROJECT	P39490	10/19/2017	Three (3) Years	\$4,894,163		\$455,493	\$303,355
WABTEC PASSENGER TRANSIT	STOCK, RAIL CAR PARTS					\$805,343.44		\$805,343.44
WASHINGTON, JASON	WORKERS' COMPENSATION LOST WAGE PAYMENTS							\$22,771
WASHINGTON, PATRISHA	WORKERS' COMPENSATION LOST WAGE PAYMENTS							\$34,461
WASTE MANAGEMENT OF ATLANTA	REFUSE & REMOVAL SERVICES	B38146	3/14/2017	Four Years w/One Option Year	\$548,969	\$176,275	\$176,275	\$160,911
WEDLOWE, DER'EK L	WORKERS' COMPENSATION LOST WAGE PAYMENTS							\$29,362
WEST CHATHAM WARNING DEVICES, INC.	PROCUREMENT & INSTALLATION OF EQUIPMENT IN NIINE (9) CARAVANS					\$29,521		\$29,521
WEX BANK dba WRIGHT EXPRESS FINANCIAL SVC.	PROCUREMENT OF FUEL CARD SERVICE	P44378	9/8/2020	1 Year w/ Four (4) One (1) Year Options	\$4,357,635		\$362,141	\$231,808
WSB-TV	NEW RAIL CAR PUBLIC INPUT -ADVERTISING ON WSBTV					\$191,500		\$191,500
WILLIAMS, CHERRY O	WORKERS' COMPENSATION LOST WAGE PAYMENTS							\$35,876

NAME	PURPOSE	CONTRACT #	AWARD DATE	TERM	AWARD AMOUNT	PAYMENTS MADE VIA SMALL PURCHASES, PO OR OTHER	TOTAL CONTRACT VALUE PAID TO DATE IN AP	TOTAL PAID IN FY 22
WILLIAMS, MORRIS & WAYMIRE, LLC	LEGAL SETTLEMENT							\$50,000
WILLIAMS, TRACY L.	WORKERS' COMPENSATION LOST WAGE PAYMENTS							\$25,921
WILSON IHRIG & ASSOC INC	VIBRATION AND ACOUSTICAL CONSULTING SERVICES	A/E 22527	8/12/2012	5 Base and 5 (1) Yr Options	\$800,000		\$61,660	\$61,660
WIIMBLEY, DERICK	WORKERS' COMPENSATION LOST WAGE PAYMENTS							\$36,897
WOOD & CRAIG, LLC	LEGAL SETTLEMENT							\$215,000
WOODWARD, LISA D.	WORKERS' COMPENSATION LOST WAGE PAYMENTS							\$22,661
WOOLDRIDGE & JEZEK, LLP	LEGAL SETTLEMENT							\$27,250
WORLDSCAPES - LGP LLC	LANDSCAPING SERVICES							\$36,225
XMETRICAL, LLC	URBAN DESIGN CONCEPTS FOR CAMPBELLTON CIC PROJECT	L50132	3/6/2022	2 Year w/ no options	\$45,450		\$45,000	\$45,000
YODER'S STORAGE BUILDINGS LLC	MPD CANINE UNIT PORTABLE KENNELS					\$32,445		\$32,445
ZAYO FIBER SOLUTIONS, LLC.	DESIGN AND FURNISH WIDE AREA NETWORK (WAN)					\$227,202		\$89,595
ZONAR SYSTEMS, INC.	ZONAR SERVICES AGREEMENT	P49675	10/11/2021	1 Year w/ no options	\$119,798		\$119,798	\$119,798

METROPOLITAN ATLANTA RAPID TRANSIT AUTHORITY

INCREASES OF EXISTING BOARD APPROVED CONTRACTS

There were twenty-five increases of existing contracts during FY 2022.

**METROPOLITAN ATLANTA RAPID TRANSIT AUTHORITY
INCREASES OF EXISTING BOARD APPROVED CONTRACTS
(JULY 1, 2021 THROUGH JUNE 30, 2022)**

Payee	Purpose	Previous Value	Adjustment Amount	New Value
A-Action Janitorial	Facility Wide Janitorial Services	\$380,000.18	\$152,839.49	\$532,881.67
AECOM, HNTB, WSP, Greystone	Additional funding for Planning Support & Technical Services	\$74,300,000.00	\$25,000,000.00	\$99,300,000.00
American Towers, Inc.	L40123 - Lease Agreements for Radio Antenna Site	\$3,129,077.80	\$1,560,687.31	\$4,689,765.11
Atlanta Transportation Systems, Inc.	P49173 - Airport End of Line Rail Car Cleaning	\$195,000.00	\$564,480.00	\$759,480.00
AT&T	RFPP P43091 - Authority Wide Wireless Communication Devices and Services	\$990,511.02	\$302,272.33	\$1,292,783.35
Boyd Caton Group, Inc.	L48790 - Professional Services for Department of Safety in Support of State Safety Oversight Program	\$1,500,000.00	\$737,745.76	\$2,237,745.76
Bridgestone Americas Tire	B36296 - Bus Tires - Revenue	\$11,168,630.86	\$920,022.48	\$12,088,653.34

CINTAS	B41132 - Bus Fire Suppression	\$1,961,269.53	\$200,000.00	\$2,161,269.53
Crayon Software Experts, LLC.	B48124 - Microsoft License Enterprise Services	\$5,316,122.26	\$1,274,938.00	\$6,591,060.26
Dell Marketing, L.P.	P38567-A - Desktop Equipment and Deployment Services	\$3,251,907.30	\$550,000.00	\$3,801,907.30
Dell Marketing, L.P.	P38567-A - Desktop Equipment and Deployment Services	\$3,992,002.67	\$2,800,000.00	\$6,792,002.67
EQ Renew	B47090 - Bus Lift Manufacturing & Floor Coatings	\$1,090,860.00	\$927,660.00	\$2,018,520.00
Franklin Covey Client Sales, Inc.	L38628 - Professional Services of a Consultant for 4DX Implementation	\$1,112,300.00	\$261,000.00	\$1,373,300.00
Gibbs Electronics & Automotive	B39301A - Vehicle Towing Services	\$737,300.00	\$338,415.00	\$1,075,715.00
Layer 3 Communications, Inc.	P46995 - Maintenance Agreement for Palo Alto Firewalls	\$370,701.52	\$370,701.52	\$741,403.04
Microsoft Corporation	P42625 - Microsoft Premier Support Services	\$194,574.35	\$432,800.05	\$627,374.40

Netsync Network Solutions	B47511 - Maintenance Support for the Cisco Smartnet Devices	\$436,602.72	\$531,382.47	\$967,985.19
Oracle America, Inc.	P27978 - Single Source Renewal of the Maintenance and Support for Oracle Database, ERP, and ID Management Licenses	\$13,692,769.05	\$7,219,680.00	\$20,912,449.05
Siemens Industry, Inc.	FC-9839 - Technical Support and Spare Supply Services for Atlanta Streetcar S70 Light Rail Vehicles	\$3,367,800.00	\$1,077,315.00	\$4,445,115.00
Storage Engine, Inc.	RFP P42136 - SAN Storage Upgrade and Commvault Backup Solution	\$8,430,530.13	\$1,837,017.55	\$10,267,547.68
STV Inc., WSP USA; Atkins/SNC Lavalin Rail & Transit, Inc.; Hatch LTK	AE34733 - Rail Vehicle Consulting Services	\$36,000,000.00	\$6,000,000.00	\$42,000,000.00
Talent Connections, LLC and Headway Workforce Solutions, Inc.	L50057 - Master Services Agreement	\$178,500.00	\$50,000.00	\$228,500.00
Transdev Service, Inc.	P46866 - Eligibility Assessment Services for MARTA Mobility	\$2,707,431.65	\$316,484.32	\$3,023,915.97
Travelers Aid of Metropolitan Operating Atlanta, Inc. dba Hope Atlanta	L47209 - Professional Services for Homeless Outreach	\$180,000.01	\$288,000.00	\$468,000.01
Walton Signage Ltd	P-40714 - Procurement of BusStop Signage	\$4,996,420.26	\$1,260,522.70	\$6,256,942.96

METROPOLITAN ATLANTA RAPID TRANSIT AUTHORITY

BOARD OF DIRECTORS' FEES

This report lists the total fees paid during FY 2022 to each member of the MARTA Board of Directors for their service on the Board. The report does not include travel or conference expenses.

METROPOLITAN ATLANTA RAPID TRANSIT AUTHORITY
Board of Directors Fees
Paid for the Period July 1, 2021 through June 30, 2022

<u>DIRECTOR</u>	<u>Total Fees</u>
Abdul-Salaam, Roberta	\$ 5,145.00
Ashe III, Robert	\$ 3,255.00
Blakley, Stacy	\$ 3,045.00
Durrett, Jim	\$ 3,885.00
Floyd, William	\$ 4,935.00
Frierson, Roderick	\$ 7,875.00
Hardage, Freda	\$ 6,930.00
Mullice, Roderick	\$ 1,995.00
Pond, John	\$ 5,145.00
Powers, Kathryn	\$ 2,520.00
Scott, Rita	\$13,965.00
Snyder, Reginald	\$ 2,625.00
Worthy, W. Thomas	\$ 4,830.00

METROPOLITAN ATLANTA RAPID TRANSIT AUTHORITY

BOARD OF DIRECTORS' TRAVEL

The following report is a detailed listing of Board of Directors' travel for FY2022.

FY22 Summary of MARTA Board Travel				
NAME	Description & Date	Amount	Purpose & Detail	Code
Abdul-Salaam, Roberta	APTA TRANSform Conference - Orlando FL, November 7 - 10, 2021	\$2,993.53	Where learning, sharing, experiencing, and networking will take center stage, providing the latest in policy, technology and new mobility ideas. APTA's TRANSform will provide the ideas, insights and connection to help you manage the changing mobility environment and the future of public transportation.	TC
Frierson, Roderick A.	APTA Legislative Conference - Washington, DC - March 13 - 16, 2021	\$3,038.77	Annual transit related legislative visits with GA elected officials.	TC
Frierson, Roderick A.	APTA TRANSform Conference - Orlando FL, November 7 - 10, 2021	\$2,489.80	Where learning, sharing, experiencing, and networking will take center stage, providing the latest in policy, technology and new mobility ideas. APTA's TRANSform will provide the ideas, insights and connection to help you manage the changing mobility environment and the future of public transportation.	TC
Hardage, Freda B.	APTA Legislative Conference - Washington, DC - March 13 - 16, 2021	\$2,674.85	Annual transit related legislative visits with GA elected officials.	TC
Hardage, Freda B.	Stadler Site Visit - Salt Lake City, UT - May 31 - June 2, 2021	\$151.93	Stadler site visit/virtual reality and mockup experience	CP
Mullice, Roderick	APTA Legislative Conference - Washington, DC - March 13 - 16, 2021	\$2,415.77	Annual transit related legislative visits with GA elected officials.	TC
Worthy, William Thomas	APTA TRANSform Conference - Orlando FL, November 7 - 10, 2021	\$2,021.98	Where learning, sharing, experiencing, and networking will take center stage, providing the latest in policy, technology and new mobility ideas. APTA's TRANSform will provide the ideas, insights and connection to help you manage the changing mobility environment and the future of public transportation.	TC

METROPOLITAN ATLANTA RAPID TRANSIT AUTHORITY

EMPLOYEE TRAVEL EXPENSES

This report section details non-local travel by MARTA employees during FY 2022 for which all or some MARTA funds were utilized, along with specific information regarding the employees' name, purpose of trip and expenses incurred.

FY2022 Summary of MARTA Staff Travel

Name	Cost Ctr	Description & Date	Amount	Purpose & Details	Code
Akinwande, Moyosola M	11310	Carl Vinson INST of GOVT -Braselton - GA - Oct 4-7, 2021	1,299.82	Georgia Government Finance Officers Association (GGFOA) conference organized by Carl Vinson Institute is an educational program providing training on government accounting standards and other technical information . These directly affect our current job and benefit accounting department and MARTA. It is also needed to obtain CPE credit and maintain CPA license.	TR
Allen, Rhonda N	11520	APTA Mobility Conference - Columbus, OH - May 1-4, 2022	1,175.74	Participated in panel discussion on transit partnerships with transportation network companies at APTA Mobility Conference.	TC
Allen, Rhonda N.	11520	LAPTA Committee 2022 - Washington DC - Nov 30-Dec 3, 2021	1,218.51	Leadership APTA Committee assignment/responsibility to assist LAPTA staff and officers with current class workshop 1.	TC
Allen, Rhonda N.	11520	LAPTA c/o 2020/2021 Graduation - Orlando, FL - Nov 4-10, 2021	2,367.19	Graduated from Leadership APTA and delivered capstone presentations at APTA transit conference	TC
Allen, Rhonda N.	11520	LAPTA Committee 2022 - Washington DC - Mar 11-14, 2022	1,535.83	Leadership APTA committee assignment with current class and LAPTA staff/officers prior to the Legislative Conference (workshop 2).	TC
Allen, Rhonda N	11520	LAPTA Committee Meeting before Rail Conf - San Diego, CA - Jun 2-5, 2022	3,977.02	Leadership APTA committee assignment with current class and LAPTA staff/officers prior to the Rail Conference (workshop 3).	TC
Allen, Rhonda N	11520	Stadler Facility Visit - Salt Lake, Utah - Jun 7-9, 2022	187.20	Visited Stadler railcar manufacturing facility. Paid for meals for Riders' Advisory Council members on the first night of the visit.	TC
Anderson Bomar, Marsha D	18510	ITE Summer Seminar - St. Simons Island, GA - Jul 18-19, 2021	990.78	Institute of Transportation Engineers Seminar, provided leadership training and best practices.	OC
Anderson Bomar, Marsha D	18510	Travel APTA Convention - Orlando, FL - Nov 7-9, 2021	915.71	Annual conference leadership training, new industry products. Presenter	TC
Andrews, Peter	16110	Annual APTA Conference - Orlando, FL - Nov 7-10, 2021	2,177.16	Annual transit conference	TC
Andrews, Peter	16110	APTA Legal Affairs Seminar - Boston, MA - Apr 2-5, 2022	2,539.55	Annual transit legal conference which includes obtaining CLE hours and MARTA staff making industry presentations	TC
Anyaebose, Nnennaya C	12130	ACFE Global Conference - Nashville, TN - Jun 19-22, 2022	1,642.49	Assoc. of Certified Fraud Examiners Global Conference to maintain certification. I obtained 20 CPE. The Conference sessions offered practical tips and techniques to assist me in my audit and Fraud, Waste and Abuse functions. Topics discussed included current trends in the fight against fraud, ethics, risk & compliance, corporate hotlines and technology used in investigations as well as best practices in fraud prevention.	TR
Beasley, Cynthia Moss	14310	GFOA Conference 2022 - Austin, Texas - Jun 3-7, 2022	2,607.65	Annual Conference focusing on governmental accounting.	TR
Beliakov, Mikhail A	10330	AssetWorks Academy - Los Angeles, CA - Apr 4-7, 2022	4,211.67	AssetWORKS Academy for training in Fuel Focus Fuel Focus EV and EAM application	TR
Bell, Albert D.	19210	Property & Evidence Supervisor Class - Commerce City, CO - May 17-19, 2022	1,272.07	Law Enforcement Training	TR
Bevill, Courtney	19210	Authorized Break from K9 Training - Lackland AFB, TX - Jul 2-5, 2021	531.80	Break from K9 Training	TR
Boone, Charles H.	16710	APTA Conference - Orlando, FL - Nov 5-9, 2021	2,630.78	Annual Conference focusing on the many different aspects of the public transit industry.	TC
Boone, Charles H.	16710	APTA Conference - San Diego - CA - Jun 4-9, 2022	4,371.75	Annual Conference focusing on the many different aspects of the public transit industry.	TC
Borrero, Luz	22510	APTA's TRANSform Conference & Expo - Orlando, Nov 7-10, 2021	2,426.34	Annual Conference; Leadership Training; Review and Understanding of New Technology Solution Products.	TC
Borrero, Luz	22510	Reimbursement of the travel expenses from Yellowstone MT to Atlanta-Jan 16, 2022 - Immediate C-Team Assembly as a result of Mr. Parker's sudden death	4,740.19	Previously incurred non-recoverable expenses of truncated leave due to unexpected tragedy.	MI
Borrero, Luz	22510	APTA Mobility Conference 2022 - Columbus, OH - May 1-4, 2022	2,470.35	Leadership Development; Discussion of Workforce market changes impacting employee attraction, hiring and retention.	TC

FY2022 Summary of MARTA Staff Travel

Name	Cost Ctr	Description & Date	Amount	Purpose & Details	Code
Borrero, Luz	22510	Rail Car VR and Mock-up - Salt Lake City, UT - Jun 1-2, 2022	1,498.46	Review and experience of New Rail Car Design and Technology; customer experience and anticipated training related needs.	CP
Britt, Cleshea	19210	Women's Institute Leadership Training - Indianapolis - IN - Apr 10-15, 2022	3,476.83	Leadership Development	OC
Brooks, Natika	16710	TSI Bus Colision Training - Hilton Head, SC - Nov 14-19, 2021	1,626.82	Transit Safety Institute Training focusing on bus collisions - classroom session	TR
Brooks, Natika	16730	TSI Training Part 672 - Fort Worth - TX - Feb 13-18, 2022	2,005.03	Transit Safety Institute Training focusing on Part 672 - Classroom session	TR
Bruno, Peter H	12810	Georgia Transit Assoc Conference - Jekyll Island, GA - Dec 8-10, 2021	926.33	State Transit Association Conference, gained knowledge of new initiatives within the industry and how to secure Federal and State funding.	TC
Burrows, Michael	19210	GA Asso. of Chiefs of Police Summer Training Conf. Savannah, Ga - Jul 17-21, 2021	1,850.86	Annual Conference; Mandatory Law Enforcement Training	OC
Canty, Dexter	15541	APTA - Orlando, FL - Nov 6-10, 2021	2,477.09	Annual Conference focusing on the many different aspects of the public transit industry. The conference also showcased new technologies, products, and services. meetings.	TC
Carter, Tony	19210	Veterans Job Fair - Nashville, TN - Sept 9-10, 2021	369.45	MPD Job Fair; Recruitment efforts for hiring additional personnel	MI
Carter, Tony	19210	Ft. Campbell Job Fair - Fort Campbell - Oct 25-27, 2021	428.78	MPD Job Fair; Recruitment efforts for hiring additional personnel	MI
Chapman, Binta	19210	National Internal Affairs Investigators Association Training - Las Vegas, NV - Aug 8-12, 2021	2,440.01	Annual Conference. Law Enforcement Training	OC
Chapman, Binta	19210	Georgia Bureau of Investigations/Georiga Internal Affairs Investigator's Association; Officer Involved Shootings training - Young Harris - Apr 13-15, 2022	620.50	Law Enforcement Training	TR
Chase, Tamika L	19210	Charleston Law Enforcement Hiring Expo - North Charleston, SC - Aug 18-19, 2021	323.96	MPD Job Fair; Recruitment efforts for hiring additional personnel	MI
Chase, Tamika L	19210	Orlando Law Enforcement Hiring Expo - Orlando, FL - Aug 25-28, 2021	602.26	MPD Job Fair; Recruitment efforts for hiring additional personnel	MI
Chase, Tamika L	19210	Ft. Campbell Job Fair - Fort Campbell - Oct 25-27, 2021	428.79	MPD Job Fair; Recruitment efforts for hiring additional personnel	MI
Chase, Tamika L	19210	Peer Advisory Group Mentorship Program - Houston, TX - Apr 25-28, 2022	1,504.42	Law Enforcement Training	TR
Cogdell, Tracie	15311	Transit Conference - Dallas, TX - Mar 20-23, 2022	3,092.44	Annual conference leadership training, new industry products	TC
Cogdell, Tracie	16810	EnoMax - Charlotte, NC - Jun 26 - Jul 1, 2022	1,376.65	Class 2022 EnoMax participant serve in role of leadership	TR
Crowder, Carmen	19210	Charleston Law Enforcement Hiring Expo - North Charleston, SC - Aug 18-19, 2021	323.96	MPD Job Fair; Recruitment efforts for hiring additional personnel	MI
Crowder, Carmen	19210	Veterans Job Fair - Nashville, TN - Sept 9-10, 2021	411.45	MPD Job Fair; Recruitment efforts for hiring additional personnel	MI
Crowder, Carmen	19210	Charlotte Law Enforcement Hiring Expo - Charlotte, NC - Sept 29-30, 2021	232.68	MPD Job Fair; Recruitment efforts for hiring additional personnel	MI
Crowder, Carmen	19210	Police Applicant Background Investigation training - Jacksonville, GA - Jun 26-Jul 1, 2022	2,264.49	Law Enforcement Training	TR
Crowe, Matthew T.	19215	ENO / MAX Program - Charlotte, NC - Jun 26 - Jul 1, 2022	1,462.28	Class 2022 EnoMax participant serve in role of leadership	TR
Crummey, Jamie L.	18850	QEI Certification - Hanover, Maryland - Nov 7-12, 2021	1,448.01	Required safety certification training for elevators and escalators	TR
Daniel, Russell T. Jr	15912	Assetworks academy Conference - Los Angeles, CA - Apr 2-7, 2022	4,743.51	AssetWORKS Academy for training in Fuel Focus Fuel Focus EV and EAM application	TR
Davis, Calisha	15912	APTA Mobility Conference - Columbus, OH, Apr 30-May 4, 2022	2,449.32	To gleam best practices to address paratransit challenges and expand knowldge base of mobility and accessibility [even beyond paratranist] to better serve para- and microtranist	TC
Davis, Calisha	15912	Mobility Leadership Conference - Dallas, TX - Jun 21-23, 2022	1,589.19	Transit site visit to DART/Leasership conference to establish patnerships with like agancies to share and develop best pracitces for integratgng microtransit in to family of services	OC
Dawkins, Lashanda R	19610	APTA Conference - Orlando, FL - Nov 9-10, 2021	465.67	Transit industry annual conference and committee leadership roles	TC
Dawkins, Lashanda R	19310	APTA Mobility Conference - Columbus, OH - Apr 30-May 2, 2022	1,003.71	Transit industry annual conference and committee leadership roles	TC
Dawkins, Lashanda R	19310	APTA Rail Conference - San Deigo, CA - Jun 3-6, 2022	2,370.59	Transit industry annual conference and committee leadership roles	TC
Feliciano, Fernando	19210	Law Enforcement Memorial Week-Honor Guard Competition - Washington DC - May 12-16, 2022	355.50	Participating in the Honor Guard Competition in Washington DC	MI

FY2022 Summary of MARTA Staff Travel

Name	Cost Ctr	Description & Date	Amount	Purpose & Details	Code
Fields, Ronald D	19210	Charleston Law Enforcement Hiring Expo - North Charleston, SC - Aug 18-19, 2021	323.96	MPD Job Fair; Recruitment efforts for hiring additional personnel	MI
Fields, Ronald D	19210	Orlando Law Enforcement Hiring Expo - Orlando, FL - Aug 25-28, 2021	602.26	MPD Job Fair; Recruitment efforts for hiring additional personnel	MI
Fields, Ronald D	19210	Law Enforcement Memorial Week - Washington DC - May 12-16, 2022	2,690.21	Attending National Law Enforcement Week in Washington DC	MI
Floyd, Gregory	24210	Conference Registration - Chattanooga, TN - Sept 17, 2021	230.00	This was a joint conference of the Georgia and Tennessee Chapters of the American Planning Association. Conference was needed to maintain certification.	OC
Green, Charmaine	19210	Orlando Law Enforcement Hiring Expo - Orlando, FL - Aug 25-28, 2021	602.26	MPD Job Fair; Recruitment efforts for hiring additional personnel	MI
Green, Charmaine	19210	Ft. Campbell Job Fair - Fort Campbell - Oct 25-27, 2021	428.78	MPD Job Fair; Recruitment efforts for hiring additional personnel	MI
Green, Charmaine	19210	Law Enforcement Memorial Week - Washington DC - May 12-16, 2022	445.38	Participating in the Honor Guard Competition in Washington DC	MI
Greenwood, Collie	11810	Europe Facilities Tour Trip - Amsterdam, Netherlands - Aug 14-22, 2021	7,050.19	Meeting w/2getthere/Oceanering/IDOM System Tour/Barcelona Tram and System Tour/MARTA inspection of Stadler facilities [building the new rail cars for MARTA]	MI
Greenwood, Collie	11810	APTA TRANSform - Orlando, FL - Nov 6-10, 2021	2,825.75	Transportation Industry largest meeting/exposition. APTA Annual provides an opportunity to discuss issues and best practices with transit leaders and professionals in the industry.	TC
Greenwood, Collie	11110	APTA Legislative Conference - Washington, DC, Mar 13-17, 2022	3,305.50	An opportunity for public transportation industry professionals to make our presense felt and our voices heard in Washington, D.C. Educates APTA members on important federal legislation and policy initiatives and affords an opportunity to shape the industry's positions and federal advocacy agenda.	TC
Greenwood, Collie	11110	APTA CEO Seminar - Denver, CO - Apr 8-12, 2022	3,264.25	Annual APTA seminar for CEOs across US and Canada - strategic, technical and policy work sessions. Attended Rail Transit CEOs and Rail Transit Committee meetings.	TC
Greenwood, Collie	11110	Leadership APTA/APTA Rail Conference - San Diego, CA - Jun 2-8, 2022	4,081.47	Attended Leadership APTA activities. This technical conference features sessions on technology, operations, maintenance, safety & security, planning, finance, capital projects and workforce development. Experience the latest industry advances at the products and services showcase.	TC
Hackshaw, Kevin	17320	The Association for Commuter Transportation - Orlando, FL - Aug 1-4, 2021	1,615.93	Attendance at the annual ACT conference. Opportunity to network with other TA's and learn about changes and updates in the transportation market	TC
Harper, Shadaya	19210	National Law Enforcement Memorial Week - Washington, DC - Oct 14-17, 2021	2,174.00	Attending National Law Enforcement Week in Washington DC	MI
Harrison, Thaddeus A.	16810	Eno/Max - Charlotte, NC Jun 26-Jul 1, 2022	1,615.05	Class of 2022 ENO Max participant. I serve in a role of leadership.	TR
Hartman, Philip D	19210	Charlotte Law Enforcement Hiring Expo - Charlotte, NC - Sept 29-30, 2021	232.68	MPD Job Fair; Recruitment efforts for hiring additional personnel	MI
Hartman, Philip D	19210	Spartan Robot Upgrade Training - Clinton, TN - Jan 17-19, 2022	373.58	Law Enforcement Training	TR
Hartman, Philip D	19210	Hazardous Devices School - Huntsville - AL - Mar 14-Apr 15, 2022	5,713.02	Law Enforcement Training	TR
Hill, Monique	19210	Law Enforcement Memorial Week - Washington DC - May 12-16, 2022	2,607.68	Attending National Law Enforcement Week in Washington DC	MI
Holsey, Willie N	19210	Spartan Robot Upgrade Training - Clinton, TN - Jan 17-19, 2022	373.58	Law Enforcement Training	TR
Holsey, Willie N	19210	Bomb Squad Commander's Conference - Huntsville - AL - May 2-6, 2022	715.10	Law Enforcement Training	TR
Hubbard, Andrea	16750	TSI Training - Memphis, TN - Sept 13-17, 2021	1,263.85	Required safety certification training	TR
Hubble, Leslie	16770	Georgia Environmental Health and Safety Conference - Savannah, Ga - Sept 7-10, 2021	1,404.10	Annual Conference focusing on the many different aspects of the public transit industry via various workshops and breakout sessions.	TC
Huff, Tyrene L.	11210	Transit Board Admin Workshop/2021 APTA Annual - Orlando, FL Nov 5-9, 2021	3,131.11	Transit Board Administrators development workshop and TBA Business Meeting/APTA Annual	TR
Huff, Tyrene L	11210	APTA Transit Board Admin/Legislative Conf. - Washington, DC - Mar 12-16, 2022	3,079.33	APTA Legislative Conference - staff MARTA Board Members and Executive staff/Transit Board Administrators Business Meeting	TC

FY2022 Summary of MARTA Staff Travel

Name	Cost Ctr	Description & Date	Amount	Purpose & Details	Code
Humphrey, Herold B.	15311	APTA Annual Conference - Orlando - Orlando, FL - Nov 7-10, 2021	2,411.52	APTA chairman for the bus operations committee. Keeping up with industry trends and innovation. Network with peers to bring back ideas to MARTA for implementation in order to improve service delivery. Staying current with transit regulatory issues. Various training modules to benefit MARTA.	TC
Humphrey, Herold B	15311	APTA Mobility Conference - Columbus, OH - May 1-4, 2022	2,332.80	APTA chairman for the bus operations committee. Keeping up with industry trends and innovation. Network with peers to bring back ideas to MARTA for implementation in order to improve service delivery. Staying current with transit regulatory issues. Various training modules to benefit MARTA.	TC
Hunt, Jonathan J	16110	Transportation Research Board 101st Annual Mtg- Washington DC - Jan 10-11, 2022	1,321.49	Annual conference attended by MARTA Legal regarding industry research	TC
Hunt, Jonathan J	16110	APTA Legal Affairs Seminar - Boston, MA - Apr 2-5, 2022	2,435.88	Annual transit legal conference which includes obtaining CLE hours and MARTA staff making industry presentations	TC
Hunter, Darnell C.	15230	APTA Conference - Orlando, FL - Nov 7-10, 2021	2,771.34	Transit industry annual conference and committees	TC
Hurley, Kevin L.	14410	Bond Pricing Meeting - New York, NY - Dec 7-8, 2021	544.81	Conduct neogtiated bond sale to refund existing debt.	GF
Hyman, India S.	19210	GACP Administrative Staff Seminar - Savannah, GA - Nov 1-4, 2021	1,479.73	Georgia Association of Chiefs of Police Annual Law Enforcement Administrative Conference	OC
Jackson, Fredrico A.	19210	Peer Advisory Group Security Roundtable - San Diego, CA - Jun 3-6, 2022	2,833.24	Discussion of Law Enforcement Topics/Issues	TR
Jackson, Joshua J	19210	Law Enforcement Memorial Week-Honor Guard Competition - Washington DC - May 12-16, 2022	2,120.09	Participating in the Honor Guard Competition in Washington DC	MI
Johnson, Harold L	19210	Ft. Campbell Job Fair - Fort Campbell - Oct 25-27, 2021	428.78	MPD Job Fair; Recruitment efforts for hiring additional personnel;	MI
Johnson, Harold L	19210	Ft. Bragg Job Fair - Fort Bragg, NC - Nov 3-4, 2021	286.97	MPD Job Fair; Recruitment efforts for hiring additional personnel	MI
Johnson, Kenneth R.	17315	Visited Canon's showroom - Ft Lauderdale - FL - Nov 4-5, 2021	103.50	Site visit to train for new applications on current equipment	TR
Johnson, Kenneth R.	17315	Visited Canon's USA Headquarters office in Melville, NY - Jun 21-22, 2022	118.50	Equipment expo for new industry products	OC
Johnson, Sherrie	16810	EnoMAX 2022 - CATS Charlotte Site Visit - Charlotte, NC - Jun 26-Jul 1, 2022	1,372.83	2022 Eno Max participant, visit to peer agency- Charlotte Area Transit System (CATS).	TR
Joshi, Abhay J.	17710	APTA Conference - Columbus, OH - Apr 30 - May 4, 2022	2,208.15	Annual conference leadership training, new industry products	TC
Keys, Yolanda M	19210	Transit System Security - St. Louis, MO - Jul 25-30, 2021	1,659.23	Transit Training	TR
Kiernan, Colleen	21110	GA Municipal Assc - Savannah, GA - Aug 6-9, 2021	846.87	Visits with jurisdictional elected officials	MI
Kiernan, Colleen	21110	GTA Conference - Jekyll Island, GA - Dec 7-9, 2021	994.04	GTA Board Meeting and Conference	TC
Kiernan, Colleen	21110	NACo Conf. - Washington, DC - Feb 12-13, 2022	909.36	Visits with jurisdictional elected officials	MI
Kiernan, Colleen	21110	APTA Legislative Conference 2022 - Washington, DC - Mar 13-17, 2022	3,240.82	Visits with federal officials, Congressional Hearing	MI
Kiernan, Colleen	21110	GNFCC Fly In Washington, DC - Sept 20-22, 2021	3,243.28	Visits with federal officials	MI
Knowles, Erick C	15912	APTA Conference - Columbus, OH - Apr 30 - May 4, 2022	2,605.80	To gleam best practices to address paratransit challenges and expand knoweldge base of mobility and accessibility [even beyond paratranist] to better serve para- and microtranist	TC
Kreher, Michael	19210	Georgia Association of Chiefs of Police Summer Training Conf. - Savannah, GA - Jul 18-21, 2021	1,403.00	Annual Conference; Mandatory Law Enforcement Training	OC
Kreher, Michael	19210	Peer Advisory Group Security Round Table & American Public Transportation Association Conf-Orlando, FL - Nov 5-10, 2021	3,573.14	Annual Conference; Discussion on Law Enforcement and Transportation Topics/Issues	TC
Kreher, Michael	19210	Georgia Association of Chief's of Police (GACP) Winter Training Conference - Athens, GA - Feb 6-9, 2022	1,021.40	Annual Conference; Mandatory Law Enforcement Training	OC
Lemke, Paul	12710	APTA Annual Rail Conference- RP WG meeting - San Diego, CA - Jun 4-9, 2022	4,362.20	Annual Conference focusing on the many different aspects of the public transit industry via various workshops and breakout sessions.	TC
Lester, Kerin	16770	APTA Annual - Orlando, FL - Nov 7-10, 2021	2,327.51	APTA Annual Conference with Sustainability Steering Committee Meeting and educational sessions	TC

FY2022 Summary of MARTA Staff Travel

Name	Cost Ctr	Description & Date	Amount	Purpose & Details	Code
Li-Oppenheim, Yang Yang	14310	GGFOA conference - Braselton, GA - Oct 3-6, 2021	1,366.16	Georgia Government Finance Officers Association (GGFOA) this conference is an educational program providing technical information & updates concerning government accounting policy and legislation, these directly affect our current job and benefit accounting department and MARTA. Site visit for GF.	MI
Littles, Deneva L	19210	Commision on Accreditation for Law Enforcement Agencies Conference - Orlando, FL - Mar 29-Apr 2, 2022	2,557.36	Annual Conference. Law Enforcement Training	OC
Luyk, Heather M	22620	Stadler Trip - Salt Lake, Utah - Jun 6 -10, 2022	105.18	Stadler railcar facility site visits and tour.	CP
Major, Gena	12610	TSI Training - Salt Lake City, Utah - Aug 8-13, 2021	1,567.39	Transit Safety Institute Training focusing on bus collisions	TR
Major, Gena	12610	APTA Annual - Orlando, FL - Nov 7-10, 2021	2,354.79	Annual Conference focusing on the many different aspects of the public transit industry via various workshops and breakout sessions.	TC
Major, Gena	12610	APTA Rail Conference 2022 - San Diego, CA - Jun 5-8, 2022	3,654.37	Annual Conference focusing on the many different aspects of the public transit industry via various workshops and breakout sessions.	TC
McDowell, Lakwanza	19210	Ft. Bragg Job Fair - Fort Bragg, NC - Nov 3-4, 2021	286.97	MPD Job Fair; Recruitment efforts for hiring additional personnel	MI
McKinney, Ralph	12710	APTA Annual - Orlando, FL - Nov 7-10, 2021	2,667.02	American Public Transportation Association Expo Conference (APTA) received the Sustainability Award for achieving the Gold Level. Also attended various workshops and breakout sessions.	TC
McKinney, Ralph	12710	State of Good Repair - Washington DC - Mar 8-10, 2022	2,017.00	State of Good Repair Annual Conference	TC
McKinney, Ralph	12710	APTA Rail Conference - San Deigo, CA - Jun 4-8, 2022	3,694.04	Annual Conference focusing on the many different aspects of the public transit industry via various workshops and breakout sessions.	TC
McKinzie, Pearlie L	19210	Senior Management Institute for Police (SMIP) Boston, MA - Jun 5-24, 2022	1,020.45	Police Executive Research Forum Command Staff Training	TR
Miller, Douglas	15241	Site Visit to Kinkisharyo - Piscataway, NJ - Aug 3-6, 2021	990.80	Project review and site inspection	CP
Moore, Olivia	19210	GACP Administrative Staff Seminar - Savannah, GA - Nov 1-4, 2021	1,516.33	Georgia Association of Chiefs of Police Annual Law Enforcement Administrative Conference	OC
Mullinax, Melissa J	22620	NACo Conf - Washington, DC - Jul 10 - 11, 2021	4,380.18	Annual conference for jurisdicitional county commissioners	OC
Mullinax, Melissa J	22620	CSX Meeting - Jacksonville, FL - Jul 19-20, 2021	815.38	Meeting with CSX leadership to dicuss logistic solutions for expansion projects.	MI
Mullinax, Melissa J	22620	Europe Facility Tour - Amsterdam, Netherlands - Aug 13-21, 2021	4,800.97	Stadler railcar facility site visits and tour.	MI
Mullinax, Melissa J	22620	GNFC DC Fly-in - Legislative - Washington DC - Sept 20-22, 2021	3,341.37	Met with congressional leaders in Washington, D.C. during the chamber's annual D.C. Fly-in to discuss issues with the senators and representatives that are relevant to the interest of North Fulton County and its cities.	GF
Mullinax, Melissa J	22620	APTA TTransform Conference - Orlando, FL - Nov 7-10, 2021	2,607.91	Annual Conference; Leadership Training; Review and Understanding of New Technology Solution Products.	TC
Mullinax, Melissa J	22620	Stadler meeting in Utah - Salt Lake, Utah - Feb 13-15, 2022	1,536.35	Stadler railcar facility site visit.	CP
Mullinax, Melissa J	22620	APTA Legislative Conference - Washington, DC, Mar 14-17, 2022	2,004.79	Annual transit legislative conference which includes legislative visits.	TC
Newson, Kemeal	19210	National Law Enforcement Memorial Week - Washington, DC - Oct 14-17, 2021	2,122.24	Attending National Law Enforcement Week in Washington DC	MI
O'Neill, Elizabeth	16110	Annual APTA Conference - Orlando, FL - Nov 7-10, 2021	2,601.34	Annual industry transit conference	TC
Parham, Detric	16710	APTA Rail Conference - San Diego, CA - Jun 4-8, 2022	3,547.95	Annual Conference focusing on the many different aspects of the public transit industry via various workshops and breakout sessions.	TC
Parker, Jeffrey A.	11110	Europe Facility Tour - Amsterdam, Netherlands - Aug 13-24, 2021	7,814.31	Meeting w/2getthere/Oceanering/IDOM System Tour/Barcelona Tram and System Tour/MARTA inspection of Stadler facilities [building the new rail cars for MARTA]	MI

FY2022 Summary of MARTA Staff Travel

Name	Cost Ctr	Description & Date	Amount	Purpose & Details	Code
Parker, Jeffrey A.	11110	GNFCC Fly-in - Washington DC - Sept 20, 2021	2,917.96	Met with congressional leaders in Washington, D.C. during the chamber's annual D.C. Fly-in to discuss issues with the senators and representatives that are relevant to the interest of North Fulton County and its cities.	GF
Parker, Jeffrey A.	11110	2021 ARC LINK Trip - Chicago Region - Chicago, IL - Oct 27-30, 2021	3,840.53	ARC annual visit of top regional leaders to another metropolitan area to foster collaboration and learning on a range of issues relevant to the opportunities and challenges facing metro Atlanta.	MI
Parker, Jeffrey A.	11110	APTA Board Meeting/2021 APTA Annual Conf - Orlando, FL-Nov 5-10, 2021	3,351.32	Transportation Industry largest meeting/exposition. APTA Annual provides an opportunity to discuss issues and best practices with transit leaders and professionals in the industry. Attended APTA Board Meeting .	TC
Parson, Timothy E	16810	EnoMAX 2022 - CATS Charlotte Site Visit - Charlotte, NC - Jun 26-Jul 1, 2022	1,624.80	2022 Eno Max participant, visit to peer agency- Charlotte Area Transit System (CATS).	TR
Patel, Janki V.	16810	Charlotte NC Eno Max 2022 - Charlotte, NC - Jun 30-Jul 1, 2022	1,396.75	2022 Eno Max participant travel for training on-site at peer agency Charlotte Area Transit System (CATS).	TC
Pensyl, Donald N.	15710	Business Conference - Ft. Worth, TX - Mar 20-24, 2022	3,025.32	Trapeze Group conference	OC
Petersen, Eric	12820	Presenter - APTA Columbus - Columbus, OH - May 1 -2, 2022	839.95	Transit industry (paratransit) annual conference	TC
Philossaint, Josette	19210	Authorized Break from K9 Training - Lackland AFB, TX - Jul 30-Aug 1, 2021	455.80	Break from K9 Training	TR
Philossaint, Josette	19210	National Law Enforcement Memorial Week - Washington, DC - Oct 14-17, 2021	2,152.91	Attending National Law Enforcement Week in Washington DC	MI
Pizarro, Eugenio R	19210	Law Enforcement Memorial Week-Honor Guard Competition - Washington DC - May 12-16, 2022	2,733.89	Participating in the Honor Guard Competition in Washington DC	MI
Prescott, Lawrence D	18210	GNFCC Strategic Leadership - Dallas, TX - Jun 8-10, 2022	3,317.20	2022 GNFCC Leadership Conference	OC
Putney, Frank T. Jr	16110	Attend CLE seminar for required credits - Jekyll Island, GA - Oct 6-9, 2021	1,777.30	Annual conference attended to obtain CLE hours	TR
Rambert, Travis Terrell	19210	Authorized Break from K9 School training - San Antonio, TX - Apr 15-17, 2022	477.20	Break from K9 Training	TR
Ranu, Manjeet S	11610	CSX Meeting - Jacksonville, FL - Jul 19-20, 2021	737.47	Meeting with CSX leadership to discuss logistic solutions for expansion projects.	MI
Ranu, Manjeet S	11610	GA Municipal Associate Conf. - Savannah, GA - Aug 6-8, 2021	1,187.28	Annual conference	OC
Ranu, Manjeet S	11610	ARC Links Trip - Chicago, IL - Oct 27-30, 2021	3,960.25	Represented MARTA at the Atlanta Regional Commission's Links Trip	MI
Ranu, Manjeet S	11610	APTA Annual Conference - Orlando, FL - Nov 6-10, 2021	2,809.69	Annual Conference; Leadership Training; Review and Understanding of New Technology Solution Products.	TC
Ranu, Manjeet S	11610	GA Transportation Summit - Athens, GA - Nov 15-16, 2021	594.41	Attended annual Georgia Transportation Summit providing leadership training, industry networking and best practices.	TC
Ranu, Manjeet S	11610	MTA ESA Tour w/GM - New York, NY - Dec 2-3, 2021	963.67	Metropolitan Transportation Authority's East Side Access site tour.	MI
Ranu, Manjeet S	11610	Transit SGR Conference - Washington DC - Mar 8-10, 2022	2,412.47	Attended Annual State of Good Repair Conference for industry networking and best practices seminars.	TC
Ranu, Manjeet S	11610	Legislative Visits - Washington DC - Mar 12-16, 2022	2,439.91	Transit related legislative visits with GA elected officials.	GF
Ranu, Manjeet S	11610	APA National Conference - San Diego, Apr 29 - May 3, 2022	3,370.85	Attended the American Planning Association annual conference which provided leadership and industry networking and best practices.	OC
Robinson, Deonte	19210	Hazardous Device Training School - Huntsville, AL - Jul 11-Aug 4, 2021	4,133.50	Law Enforcement Training	TR
Rollins, Myers M Jr	19312	2021 Transit Labor Exchange - Denver, CO - Oct 2-7, 2021	2,300.38	This 2021 TLE Conference focused on priority scheduling of presentations for those agencies that have negotiated a CBA during the past two years and expanded discussions about the impacts of the COVID Pandemic over the past year related to workforce scheduling, absenteeism, pay provisions for lost time, safety practices and associated Labor issues.	TC

FY2022 Summary of MARTA Staff Travel

Name	Cost Ctr	Description & Date	Amount	Purpose & Details	Code
Rollins, Myers M Jr	19312	2022 Georgia Labor Management Conference Power Springs - Jun 21-24, 2022	1,251.19	Conference to discuss Employers dealing with the Covid – 19 Pandemic, Mask mandates, Vaccine Requirements, & Testing. Lessons Learned Conducting Labor-Management Business During the Pandemic.	OC
Ross, Nanda	19210	Charlotte Law Enforcement Hiring Expo - Charlotte, NC - Sept 29-30, 2021	232.68	MPD Job Fair; Recruitment efforts for hiring additional personnel	MI
Rowe, Adrienne L	14740	Job Fair - Fort campbell - KY - Oct 25-27, 2021	412.90	Attended Military Recruitment Fair on behalf of MARTA and MARTA Police	MI
Salters, Chablis	19210	Fundamentals of Bus Collision Investigations - Hilton Head - Nov 14-19, 2021	1,326.42	Transit Training	TR
Salters, Chablis	19210	Transit Bus System Safety - Plantation, FL - Jan 9-14, 2022	1,991.69	Transit Training	TR
Salters, Chablis	19210	Transit System Safety Training - Fort Worth, TX - Feb 13-18, 2022	2,408.99	Transit Training	TR
Salters, Chablis	19210	Peer Advisory Group Security Roundtable - San Diego, CA - Jun 3-6, 2022	2,963.80	Discussion of Law Enforcement Topics/Issues	TR
Samuel, Eden	16810	EnoMax program - Charlotte, NC - Jun 26 -July 1, 2022	1,303.79	2022 Eno Max participant travel for training on-site at chort agency Charlotte Area Transit System (CATS).	TR
Samuels, Philip	17517	TSI - Glendale, Maryland - Jul 25-30, 2021	1,394.77	Required safety training and certification for rail operations	TR
SantaCruz, Concepcion	10810	Stadler trip - Budapest, Hungary - Aug 25-26, 2021	407.30	CQ400 Production oversight site visit	CP
SantaCruz, Concepcion	10810	APTA Conference - Orlando, FL - Nov 7-10, 2021	2,637.98	Conference to discuss and meet with various suppliers for CQ400	TC
SantaCruz, Concepcion	10810	Stadler meeting in Utah - Salt Lake, Utah - Feb 13-15, 2022	602.76	CQ400 Schedule review meeting	CP
SantaCruz, Concepcion	10810	Railway Interior Innovation Summit - Arilington, VA - Apr 18-20, 2022	912.18	Presented CQ400 design, networking, new industry products	TC
Schwartz-Washington, Eileen	16810	EnoMax program - Charlotte, NC - Jun 26 -July 1, 2022	1,462.28	2022 Eno Max participant. Travel for training at chort agency- Charlotte Area Transit System (CATS).	TR
Shumaker, Timothy Adam	22010	Bus Rapid Transit Peer System visit - SFMTA Van Ness BRT corridor	2,530.05	Create in-depth video content for public education to show how bus rapid transit works in other cities.	MI
Shumaker, Timothy Adam	22010	Bus Rapid Transit Peer System visit - Houston METRO Silver Line BRT corridor	1,389.88	Create in-depth video content for public education to show how bus rapid t	MI
Smalling, Damian	19210	Law Enforcement Memorial Week - Washington DC - May 12-16, 2022	742.70	Attending National Law Enforcement Week in Washington DC	MI
Parson, Timothy E	16810	EnoMax program - Charlotte, NC - Jun 26 -July 1, 2022	1,624.80	2022 Eno Max participant. Travel for training at chort agency- Charlotte Area Transit System (CATS).	TR
Spencer, Ethridge R	15710	Site Visit to Kinkisharyo - Piscataway, NJ - Aug 3-6, 2021	990.80	Project review and site inspection	CP
Spencer, Ethridge R	15241	Attend APTA Transcom Conference - Orlando, FL - Nov 7-10, 2021	1,545.44	APTA Conference	TC
Spencer, Ethridge R	15710	To Stadler Rail for New Car Procurement - Zurich, Switzerland - May 15 -21, 2022	1,319.50	Project review and site inspection	CP
Srinath, Raj	14210	American Public Transportation Association - Orlando, FL - Nov 7-10, 2021	2,429.78	APTA Conference	TC
Srinath, Raj	14210	Bond Pricing Meeting - New York, NY - Dec 7-8, 2021	680.57	Conduct neogtiated bond sale to refund existing debt.	GF
Srinath, Raj	14210	JP Morgan Investor Forum - New York, NY - Mar 29 - Apr 1, 2022	2,222.38	Public Finance Transportation and Utility Investment forum	OC
Stripling, Roosevelt Jr	15911	APTA Conference - Columbus, OH - Apr 30 - May 4, 2022	2,391.80	To gleam best practices to address paratransit challenges and expand knowldge base of mobility and accessibility [even beyond paratranist] to better serve para- and microtranist	TC
Thomas, Richard W	22621	Envision Sustainability Training - Naperville, IL - Jun 27-29, 2022	1,678.82	Envision sustainability infrastructure training is to improve the sustainable performance and resiliency of the Authorities physical infrastructure. This training met the minimum requirements to take the Envision Sustainability Professional (ENV SP) credential exam.	TR
Turpin, Miles	15910	APTA - Columbus, OH - Apr 30-May 4, 2022	2,433.30	Transportation Industry's largest meeting/exposition. APTA Annual provides an opportunity to discuss issues and best practices with transit leaders and professionals in the industry.	TC
Turpin, Miles	15910	DART Workshop - Dallas, TX - Jun 21-23, 2022	1,677.74	Transit site visit to DART/Leasership conference to establish patnerships with like agancies to share and develop best practices for integratgng microtransit in to family of services	OC
Vo, Thuc	19210	Authorized Break from K9 School training - Lackland, TX - Jan 18, 2022	422.20	Break from K9 Training	TR
Way, Marcus	16810	ENO / MAX Program - Charlotte, NC - Jun 26 - Jul 1, 2022	1,395.54	2022 Eno Max participant. Travel for training at chort agency- Charlotte Area Transit System (CATS).	MI

FY2022 Summary of MARTA Staff Travel

Name	Cost Ctr	Description & Date	Amount	Purpose & Details	Code
Weaver, Jonathan	15912	AssetWorks Academy - Los Angeles - CA - Apr 2-7, 2022	4,509.99	AssetWORKS Academy for training in Fuel Focus Fuel Focus EV and EAM application	TR
White, Kendall	19210	Hazardous Material Technician Training - Anniston, AL - Jun 27- Jul 3, 2021	357.50	Law Enforcement Training	TR
White, Leroy	19210	Peer Advisory Group Mentorship Program - Houston, TX - Apr 25-28, 2022	1,504.42	Law Enforcement Training	TR
Williams, Arthur T. Jr	19210	Ft. Bragg Job Fair - Fort Bragg, NC - Nov 3-4, 2021	286.97	MPD Job Fair; Recruitment efforts for hiring additional personnel	MI
Wright, George	15241	APTA 2021 Conference & Expo - Orlando, FL - Nov. 5-11, 2021	2,646.10	APTA Leadership/APTA Conference	TC
Wright, George	15241	APTA Leadership Training - Washington, DC - Nov 30-Dec 4, 2021	1,138.05	APTA Leadership/APTA Conference	TC
Wright, George	11810	APTA Legislative Conference and Leadership - Washington, DC - Mar 11-15, 2022	2,008.93	APTA Leadership/APTA Conference	TC
Wright, George	11810	APTA Legislative Conf. & Leadership/Stadler - San Diego, CA - May 30-Jun 7, 2022	3,996.58	APTA Leadership/APTA Conference/Stadler railcar facility site visits and tour.	TC/CP
Yap, SooHuey	22310	Data Gov & Info Quality Conference - San Diego, CA - Jun 5-10, 2022	5,209.38	Attended conference and workshops on approaches, tools, and best practices for ensuring data/information quality. Lessons from conference were shared within departmental and authority-wide.	OC

METROPOLITAN ATLANTA RAPID TRANSIT AUTHORITY

EMPLOYEES WITH ANNUAL COMPENSATION OF \$20,000 OR MORE

The salary section of the FY 2022 MARTOC Report lists all MARTA employees who have an annual base salary of \$20,000 or more or those who have earned \$20,000 or more during the reporting period (July 1, 2021 through June 30, 2022).

METROPOLITAN ATLANTA RAPID TRANSIT AUTHORITY

EMPLOYEES WITH ANNUAL COMPENSATION OF \$20,000 OR MORE

The following definitions explain the figures reflected in the report:

- **Base Salary** – The annual salary for non-union employees; the hourly rate multiplied by the total annual regular hours for union employees for the respective fiscal year.
- **Difference (+/-)** – The difference between the current annual base salary and the previous base salary. May include automatic step increases (union employees), promotions, progressions, employees moving from part-time to full-time positions, adjustments resulting from wage/salary updates, and other salary adjustments.
- **Regular Earnings** – Includes time entry wages/salary, Paid Time Off (PTO) taken, Vacation, Sick Leave, Holiday pay, and other leave pay, etc.
- **Overtime Earnings** – Overtime payments are made for (1) scheduled overtime, in which overtime is built into the employee's routine work assignment (i.e., Bus Operators who pick work that pays more than 8 hours a day), and (2) unscheduled overtime, in which overtime is assigned, as needed, to cover employee absences or to meet special work needs. Unscheduled Overtime is necessary for any number of reasons, including but not limited to, unexpected employee absences, unanticipated needs for repair work either to stations, tracks, buses or trains, and/or similar situations.
- **Other Earnings** – Includes Paid Time Off (PTO) sold, uniform/tool allowance, jury duty, and military pay.
- **Gross Earnings** – Reflects fiscal year-to-date gross earnings. May include overtime pay, deferred compensation, sold PTO, union arbitration awards, taxable value of such perquisites as use of company car and life insurance, uniform/tool allowance, and other pay peculiar to existing MARTA employment agreements.

An asterisk (*) before the position indicates a bargaining unit position.

MARTOC REPORT

EE NUMBER	TITLE	FY 21	FY 22	DIFFERENCE	REGULAR	OVERTIME	OTHER	TOTAL
		BASE SALARY	BASE SALARY	+/-	EARNINGS	EARNINGS	EARNINGS	EARNINGS
0000340741	*JOURNEYMAN ET-RAIL CAR MAINT	56,180.80	57,324.80	1,144.00	60,090.80	4,481.42	225.00	64,797.22
0000343195	*BUS OPERATOR	39,894.40	44,532.80	4,638.40	48,090.52	19,517.05	460.32	68,067.89
0000315788	*RAIL STATION CLEANER	34,964.80	35,672.00	707.20	39,484.50	19,517.11	340.41	59,342.02
0000306649	PARKING SERVICES CASHIER PT	0.00	0.00	0.00	27,004.29	3,064.44	153.00	30,221.73
0000328850	*JOURNEYMAN ET-TRAIN CONTROL	56,180.80	57,324.80	1,144.00	61,123.85	29,363.76	225.00	90,712.61
0000303344	CONTRACT PROFESSIONAL DISPATCH	0.00	0.00	0.00	41,485.91	2,828.13	0.00	44,314.04
0000342151	*RAIL OPERATOR	43,659.20	48,380.80	4,721.60	51,911.74	19,653.79	2,058.08	73,623.61
0000327035	*JOURNEYMAN ET-RAIL CAR MAINT	56,180.80	57,324.80	1,144.00	50,460.66	11,355.70	225.00	62,041.36
0000303792	*BUS OPERATOR	51,667.20	52,707.20	1,040.00	55,906.94	4,437.84	0.00	60,344.78
0000344201	*JOURNEYMAN RAIL CAR MECHANIC	53,227.20	55,536.00	2,308.80	48,491.92	2,698.73	225.00	51,415.65
0000306520	*BUS OPERATOR	51,667.20	52,707.20	1,040.00	37,892.30	4,918.12	4,559.88	47,370.30
0000334534	*JOURNEYMAN RAIL CAR MECHANIC	56,180.80	57,324.80	1,144.00	57,084.60	330.52	3,142.08	60,557.20
0000339399	CONTRACT SPECIALIST II	62,099.18	68,569.28	6,470.10	64,777.73	0.00	0.00	64,777.73
0000323617	SR REDUCED FARE REPRESENTATIVE	42,256.50	44,850.00	2,593.50	44,551.33	133.50	1,182.47	45,867.30
0000327032	*JOURNEYMAN ET-RAIL CAR MAINT (DATE LAST EMPLOYED 31-Mar-2022)	56,180.80	57,324.80	1,144.00	48,150.90	124.02	225.00	48,499.92
0000332656	SUPV RAIL LINE	58,968.00	62,587.20	3,619.20	61,581.86	23,561.77	2,336.80	87,480.43
0000332202	*SERVICEPERSON I	39,166.40	39,956.80	790.40	43,373.46	28,964.34	0.00	72,337.80
0000323300	COMMUNICATIONS ENGINEER VI	93,642.64	99,345.74	5,703.10	97,682.11	0.00	7,320.48	105,002.59
0000333272	TRANSIT POLICE OFFICER	60,465.60	64,771.20	4,305.60	59,929.41	23,753.08	10,419.86	94,102.35
0000333418	*BUS OPERATOR	51,147.20	52,187.20	1,040.00	56,613.23	7,348.94	0.00	63,962.17
0000334255	*JOURNEYMAN ET-TRAIN CONTROL	56,180.80	57,324.80	1,144.00	63,517.08	23,220.14	225.00	86,962.22
0000303666	SUPT BUS TRANSPORTATION (DATE LAST EMPLOYED 01-Jan-2022)	71,702.02	73,853.26	2,151.24	39,400.55	0.00	10,560.31	49,960.86
0000306619	SUPV BUS TRANSPORTATION	62,441.60	66,268.80	3,827.20	61,251.81	573.67	4,456.05	66,281.53
0000332187	*BUS OPERATOR	51,147.20	52,187.20	1,040.00	51,580.47	1,261.34	4,592.56	57,434.37
0000338011	*RAIL STATION CLEANER	34,964.80	35,672.00	707.20	40,138.62	41,134.02	0.00	81,272.64
0000342953	TRANSIT POLICE CORPORAL	49,691.20	55,390.40	5,699.20	55,695.63	11,935.37	1,567.20	69,198.20
0000346103	SR PERFORMANCE ANALYST	87,000.16	92,298.70	5,298.54	90,750.55	0.00	0.00	90,750.55
0000318939	*SERVICEPERSON I	39,166.40	39,956.80	790.40	42,758.27	1,047.43	0.00	43,805.70
0000302561	FARE COLLECTION ASST	33,286.50	35,334.00	2,047.50	34,851.83	609.00	0.00	35,460.83
0000331667	ADMINISTRATIVE ASSISTANT	38,883.00	41,262.00	2,379.00	36,642.37	224.33	3,332.62	40,199.32
0000345053	*BUS OPERATOR (DATE LAST EMPLOYED 15-Apr-2022)	39,894.40	40,705.60	811.20	39,255.83	8,976.97	0.00	48,232.80
0000320333	PERFORMANCE ANALYST	76,397.10	81,050.06	4,652.96	69,382.16	0.00	10,308.60	79,690.76
0000302113	SR RADIO COMMUNICATIONS ENGR	89,430.12	94,876.60	5,446.48	89,104.63	0.00	16,118.09	105,222.72
0000334076	SR COST ANALYST	86,172.32	91,420.42	5,248.10	87,164.27	0.00	12,362.15	99,526.42

METROPOLITAN ATLANTA RAPID TRANSIT AUTHORITY (MARTA)
MARTOC REPORT

EE NUMBER	TITLE	FY 21	FY 22	DIFFERENCE	REGULAR	OVERTIME	OTHER	TOTAL
		BASE SALARY	BASE SALARY	+/-	EARNINGS	EARNINGS	EARNINGS	EARNINGS
0000347466	*JOURNEYMAN BODY REPAIR	49,732.80	49,732.80	0.00	23,139.96	5,989.49	239.10	29,368.55
0000337481	*RAIL STATION CLEANER	34,964.80	35,672.00	707.20	40,177.68	44,939.16	0.00	85,116.84
0000340591	MGR INFORMATION TECH AUDIT	94,770.52	105,569.62	10,799.10	102,291.98	0.00	0.00	102,291.98
0000306642	*BUS OPERATOR (DATE LAST EMPLOYED 01-Feb-2022)	51,147.20	51,147.20	0.00	23,026.11	4,750.46	0.00	27,776.57
0000316283	*JOURNEYMAN TRACK MAINTAINER	56,180.80	57,324.80	1,144.00	61,235.99	3,652.90	0.00	64,888.89
0000342001	MECHANICAL ENGINEER V	75,973.04	80,600.26	4,627.22	79,247.53	0.00	0.00	79,247.53
0000338782	PROTECTIVE SPEC POLICE CADET	42,848.00	42,848.00	0.00	33,954.75	5,757.38	2,369.00	42,081.13
0000331057	*RAIL OPERATOR	51,147.20	52,187.20	1,040.00	44,084.08	3,630.70	2,707.07	50,421.85
0000305845	*BUS OPERATOR	51,667.20	52,707.20	1,040.00	58,654.72	14,238.76	0.00	72,893.48
0000338063	*RAIL STATION CLEANER	34,964.80	35,672.00	707.20	40,075.46	23,527.23	0.00	63,602.69
0000342158	*BUS OPERATOR (DATE LAST EMPLOYED 04-Apr-2022)	43,659.20	44,532.80	873.60	25,862.85	2,128.31	4,540.99	32,532.15
0000342590	AGM PLANNING (DATE LAST EMPLOYED 28-May-2022)	185,000.14	198,172.52	13,172.38	189,150.39	0.00	1,480.01	190,630.40
0000338679	ROOF INSPECTOR I	51,376.52	54,505.62	3,129.10	47,301.01	0.00	8,010.06	55,311.07
0000335497	*BUS OPERATOR	51,147.20	52,187.20	1,040.00	39,226.62	8,804.69	200.72	48,232.03
0000344851	REDUCED FARE REPRESENTATIVE	34,905.00	34,905.00	0.00	29,132.99	97.72	604.13	29,834.84
0000318010	*RAIL OPERATOR	51,147.20	52,187.20	1,040.00	57,903.85	8,062.22	0.00	65,966.07
0000326270	*JOURNEYMAN ET-TRAIN CONTROL	56,180.80	57,324.80	1,144.00	65,198.37	52,898.37	225.00	118,321.74
0000304699	*MATERIAL CONTROLLER	52,644.80	53,705.60	1,060.80	59,812.36	4,124.29	0.00	63,936.65
0000339764	CUSTOMER CARE REP	47,424.00	40,423.50	-7,000.50	37,706.13	244.54	1,583.70	39,534.37
0000344672	*BUS OPERATOR (DATE LAST EMPLOYED 26-Jun-2022)	36,899.20	36,899.20	0.00	20,446.51	3,286.23	0.00	23,732.74
0000341064	*JOURNEYMAN ELEC POWER ELECT	54,433.60	57,324.80	2,891.20	58,972.53	15,117.03	225.00	74,314.56
0000345923	SR ENTERPRISE NETWORK ENGINEER (DATE LAST EMPLOYED 14-Jan-2022)	96,000.32	98,880.34	2,880.02	56,935.86	0.00	3,962.83	60,898.69
0000330152	*SERVICEPERSON I	34,964.80	38,272.00	3,307.20	40,206.27	5,663.31	0.00	45,869.58
0000343285	*BUS OPERATOR	39,894.40	44,532.80	4,638.40	35,871.52	5,811.64	167.92	41,851.08
0000302597	*BUS OPERATOR	51,667.20	52,707.20	1,040.00	43,620.71	4,417.29	3,418.24	51,456.24
0000322682	*JOURNEYMAN ET-RADIO MAINT	56,180.80	57,324.80	1,144.00	65,704.56	25,503.02	225.00	91,432.58
0000304982	CHF CUSTOMER EXPER OFFICER	180,000.08	228,000.24	48,000.16	218,006.04	0.00	20,353.87	238,359.91
0000317919	*RAIL STATION CLEANER	34,964.80	35,672.00	707.20	39,365.36	12,436.55	0.00	51,801.91
0000335801	*BUS OPERATOR	51,147.20	52,187.20	1,040.00	50,769.59	15,920.43	4,889.64	71,579.66
0000304446	TRANSIT POLICE OFFICER (DATE LAST EMPLOYED 01-Jan-2022)	60,465.60	62,296.00	1,830.40	28,300.12	0.00	7,482.10	35,782.22
0000345774	*JOURNEYMAN TRACK MAINTAINER	48,755.20	54,308.80	5,553.60	56,937.10	16,167.12	0.00	73,104.22
0000327626	*MATERIAL CONTROLLER	51,147.20	47,798.40	-3,348.80	44,774.45	1,189.00	1,484.96	47,448.41
0000337475	*BUS OPERATOR	51,147.20	52,187.20	1,040.00	46,328.63	13,860.10	2,163.92	62,352.65
0000331312	*BUS OPERATOR (DATE LAST EMPLOYED 19-Nov-2021)	51,147.20	51,147.20	0.00	24,705.36	5,070.99	0.00	29,776.35

MARTOC REPORT

EE NUMBER	TITLE	FY 21	FY 22	DIFFERENCE	REGULAR	OVERTIME	OTHER	TOTAL
		BASE SALARY	BASE SALARY	+/-	EARNINGS	EARNINGS	EARNINGS	EARNINGS
0000321278	*STATION AGENT	45,760.00	46,675.20	915.20	51,755.52	10,829.61	0.00	62,585.13
0000324778	*BUS OPERATOR	51,147.20	52,187.20	1,040.00	57,202.16	18,444.63	983.60	76,630.39
0000334443	FIELD DATA COLLECTION SPEC	39,643.50	42,061.50	2,418.00	41,354.31	0.00	0.00	41,354.31
0000344610	ADMINISTRATIVE ASSISTANT	36,640.50	38,902.50	2,262.00	38,262.58	1,923.90	5,808.00	45,994.48
0000331538	*JOURNEYMAN ET-TRAIN CONTROL	56,180.80	57,324.80	1,144.00	64,754.18	37,116.28	225.00	102,095.46
0000324130	*RAIL STATION CLEANER	34,964.80	35,672.00	707.20	27,577.72	2,660.19	806.88	31,044.79
0000321209	*JOURNEYMAN RAIL CAR MECHANIC	48,755.20	57,324.80	8,569.60	52,157.44	16,718.00	225.00	69,100.44
0000337724	*BUS OPERATOR	51,147.20	52,187.20	1,040.00	56,086.05	22,245.04	2,744.17	81,075.26
0000344130	*BUS OPERATOR	39,894.40	44,532.80	4,638.40	46,546.32	11,122.60	0.00	57,668.92
0000342725	AGM CAPITAL PRGM DELIVERY (DATE LAST EMPLOYED 01-Feb-2022)	190,000.20	197,600.26	7,600.06	170,069.09	0.00	31,244.19	201,313.28
0000335201	*BUS OPERATOR	51,147.20	52,187.20	1,040.00	22,334.34	2,799.23	2,518.37	27,651.94
0000341138	*BUS OPERATOR (DATE LAST EMPLOYED 10-Mar-2022)	43,659.20	48,380.80	4,721.60	28,094.68	3,146.18	2,908.08	34,148.94
0000342574	FIELD INSPECTOR II	53,227.20	59,241.00	6,013.80	55,487.46	9,511.75	0.00	64,999.21
0000323734	*BUS OPERATOR (DATE LAST EMPLOYED 01-Jun-2022)	51,147.20	52,187.20	1,040.00	45,323.98	5,481.17	2,012.61	52,817.76
0000340727	*JOURNEYMAN LIGHT RAIL TECH	56,180.80	57,324.80	1,144.00	60,180.09	17,367.43	0.00	77,547.52
0000320437	*SERVICEPERSON I (A)	39,728.00	40,539.20	811.20	40,973.50	0.00	1,091.44	42,064.94
0000306628	TRANSIT POLICE LIEUTENANT	88,628.80	94,036.80	5,408.00	74,189.76	0.00	19,912.92	94,102.68
0000316920	SUPV CAR REPAIR INSPECTION	62,608.00	66,456.00	3,848.00	66,021.72	1,665.44	0.00	67,687.16
0000343458	*BUS OPERATOR	39,894.40	44,532.80	4,638.40	47,885.22	17,966.71	0.00	65,851.93
0000336809	*BUS OPERATOR	51,147.20	52,187.20	1,040.00	31,223.16	3,870.79	0.00	35,093.95
0000338302	*BUS OPERATOR	51,147.20	52,187.20	1,040.00	50,465.62	8,440.75	3,349.92	62,256.29
0000343368	SUPV BUS TRANSPORTATION	60,611.20	60,611.20	0.00	36,931.68	7,469.13	0.00	44,400.81
0000306257	*BUS OPERATOR	51,147.20	52,707.20	1,560.00	49,647.08	9,600.37	11,640.48	70,887.93
0000333171	SUPT BUS COMMUNICATIONS CENTER	56,576.00	75,862.02	19,286.02	63,045.97	3,884.88	2,186.53	69,117.38
0000304630	*JOURNEYMAN SUPPORT EQUIPMENT	56,700.80	57,844.80	1,144.00	59,708.96	1,234.95	225.00	61,168.91
0000320155	*PT BUS OPERATOR	0.00	0.00	0.00	25,069.79	30.52	0.00	25,100.31
0000346520	*JOURNEYMAN BUS TECHNICIAN	52,811.20	52,811.20	0.00	46,147.13	4,742.32	0.00	50,889.45
0000347070	CHF LEGAL COUNSEL	283,250.24	283,250.24	0.00	206,115.47	0.00	0.00	206,115.47
0000343675	*JOURNEYMAN TRACK MAINTAINER (DATE LAST EMPLOYED 13-May-2022)	52,291.20	49,732.80	-2,558.40	51,377.99	12,754.88	225.00	64,357.87
0000320849	*JOURNEYMAN TRACK WALKER	56,180.80	57,324.80	1,144.00	65,644.17	3,194.60	0.00	68,838.77
0000338643	*SERVICEPERSON I	34,964.80	38,272.00	3,307.20	37,821.81	5,052.38	696.40	43,570.59
0000302004	SR RECRUITER	71,295.90	75,638.16	4,342.26	73,214.93	0.00	4,002.24	77,217.17
0000339446	*JOURNEYMAN ET-RAIL CAR MAINT	56,180.80	57,324.80	1,144.00	62,133.11	7,969.71	225.00	70,327.82
0000322067	SPECIAL PROJECTS AUDITOR III	84,432.40	89,574.68	5,142.28	88,072.85	0.00	0.00	88,072.85

MARTOC REPORT

EE NUMBER	TITLE	FY 21	FY 22	DIFFERENCE	REGULAR	OVERTIME	OTHER	TOTAL
		BASE SALARY	BASE SALARY	+/-	EARNINGS	EARNINGS	EARNINGS	EARNINGS
0000343179	*BUS OPERATOR (DATE LAST EMPLOYED 26-Nov-2021)	39,894.40	43,659.20	3,764.80	17,276.88	1,376.81	1,885.56	20,539.25
0000343722	*BUS OPERATOR	39,894.40	44,532.80	4,638.40	48,269.32	20,700.34	0.00	68,969.66
0000333400	*BUS OPERATOR	51,147.20	52,187.20	1,040.00	50,427.26	13,548.45	5,351.44	69,327.15
0000344213	*JOURNEYMAN ET-LABORATORY	53,227.20	57,324.80	4,097.60	52,209.80	8,535.78	225.00	60,970.58
0000321141	*BUS OPERATOR	51,147.20	52,187.20	1,040.00	57,349.23	49,446.71	0.00	106,795.94
0000327678	*JOURNEYMAN RAIL CAR MECHANIC	56,180.80	57,324.80	1,144.00	62,024.71	4,114.76	225.00	66,364.47
0000304886	CUSTOMER CARE FIELD REP	51,667.20	48,535.50	-3,131.70	45,583.29	196.75	107.70	45,887.74
0000337917	TRANSIT POLICE CORPORAL	51,708.80	55,390.40	3,681.60	51,166.06	6,284.27	5,239.32	62,689.65
0000346204	TRANSIT POLICE OFFICER	39,291.20	49,233.60	9,942.40	41,522.38	7,102.84	6,020.10	54,645.32
0000306488	FIELD INSPECTOR III	65,013.00	69,010.50	3,997.50	72,549.48	9,215.47	0.00	81,764.95
0000338986	*JOURNEYMAN AA BUS TECHNICIAN	53,518.40	57,324.80	3,806.40	48,958.50	7,442.49	437.80	56,838.79
0000303772	RAIL SERVICES CONTROLLER	76,835.20	81,536.00	4,700.80	80,601.83	12,684.10	4,612.00	97,897.93
0000302578	*JOURNEYMAN BUS TECHNICIAN (DATE LAST EMPLOYED 01-Jun-2022)	55,848.00	56,971.20	1,123.20	59,373.20	0.00	225.00	59,598.20
0000343822	MGR TECHNOLOGY SVCS DELIVERY	113,029.80	121,077.84	8,048.04	119,006.28	0.00	8,268.40	127,274.68
0000303769	*REVENUE AGENT	50,856.00	52,395.20	1,539.20	39,407.13	1,814.60	1,769.63	42,991.36
0000347331	DATA ANALYTICS ADMINISTRATOR	75,973.04	75,973.04	0.00	35,064.54	0.00	0.00	35,064.54
0000304330	*JOURNEYMAN TRACK WALKER	56,700.80	57,844.80	1,144.00	62,293.25	13,571.94	0.00	75,865.19
0000337822	OFFICE ADMINISTRATOR II	59,290.92	62,902.06	3,611.14	61,846.79	0.00	1,174.43	63,021.22
0000327862	*BUS OPERATOR	51,147.20	52,187.20	1,040.00	48,988.90	8,893.45	2,949.35	60,831.70
0000342135	*RAIL STATION CLEANER	34,964.80	35,672.00	707.20	36,838.45	151.29	2,406.06	39,395.80
0000334511	*JOURNEYMAN ET-RADIO MAINT	56,180.80	57,324.80	1,144.00	63,470.20	53,892.95	225.00	117,588.15
0000340731	*JOURNEYMAN ET-RAIL CAR MAINT	56,180.80	57,324.80	1,144.00	63,293.73	14,142.77	225.00	77,661.50
0000341872	*JOURNEYMAN ELEC POWER ELECT	48,755.20	54,308.80	5,553.60	57,817.48	25,011.57	225.00	83,054.05
0000337915	*JOURNEYMAN SUPPORT EQUIPMENT	56,180.80	57,324.80	1,144.00	58,715.87	9,285.30	225.00	68,226.17
0000315370	MGR TRACK & STRCT	97,334.64	109,408.26	12,073.62	104,709.53	0.00	13,273.70	117,983.23
0000302564	OFFICE ADMINISTRATOR II (DATE LAST EMPLOYED 01-Jan-2022)	61,044.36	62,875.80	1,831.44	33,786.39	0.00	23,626.48	57,412.87
0000303084	*BUS OPERATOR (DATE LAST EMPLOYED 01-May-2022)	51,147.20	52,707.20	1,560.00	37,871.39	2,668.25	790.88	41,330.52
0000344830	*SERVICEPERSON I	34,964.80	39,956.80	4,992.00	37,340.74	734.54	2,918.88	40,994.16
0000340450	*BUS OPERATOR	43,659.20	48,380.80	4,721.60	47,117.94	6,663.44	372.16	54,153.54
0000327137	SUPV STATION CARE	51,147.20	60,756.80	9,609.60	54,821.71	31,982.88	196.72	87,001.31
0000322125	*BUS OPERATOR	51,147.20	52,187.20	1,040.00	53,776.98	5,986.56	2,569.36	62,332.90
0000339297	PROJECT MANAGER I	95,303.78	101,108.02	5,804.24	99,412.88	0.00	3,775.50	103,188.38
0000347156	*BUS OPERATOR	36,899.20	36,899.20	0.00	25,582.51	6,193.54	0.00	31,776.05
0000338426	PROJECT ENGINEER (DATE LAST EMPLOYED 22-Sep-2021)	67,074.80	69,087.20	2,012.40	18,522.60	0.00	3,975.18	22,497.78

METROPOLITAN ATLANTA RAPID TRANSIT AUTHORITY (MARTA)
MARTOC REPORT

EE NUMBER	TITLE	FY 21 BASE SALARY	FY 22 BASE SALARY	DIFFERENCE +/-	REGULAR EARNINGS	OVERTIME EARNINGS	OTHER EARNINGS	TOTAL EARNINGS
0000323718	*RAIL STATION CLEANER	34,964.80	35,672.00	707.20	38,135.22	1,728.61	0.00	39,863.83
0000340730	SUPV LIGHT RAIL MAINT (DATE LAST EMPLOYED 21-Apr-2022)	63,128.00	66,996.80	3,868.80	55,363.82	914.66	1,159.56	57,438.04
0000334373	COMMUNICATIONS ENGINEER VI	84,877.00	90,046.32	5,169.32	88,537.79	0.00	8,903.76	97,441.55
0000335220	SR TRANSIT SYSTEMS PLANNER	80,721.16	97,944.34	17,223.18	89,100.48	0.00	2,037.35	91,137.83
0000333789	*BUS OPERATOR	51,147.20	52,187.20	1,040.00	48,016.35	10,743.16	4,359.84	63,119.35
0000330167	*JOURNEYMAN BUS TECHNICIAN	55,328.00	56,451.20	1,123.20	54,910.04	45,854.49	225.00	100,989.53
0000347394	DIR HUMAN RESOURCES (DATE LAST EMPLOYED 20-Jul-2022)	130,000.00	130,000.00	0.00	46,500.16	0.00	500.01	47,000.17
0000325314	TRANSIT POLICE OFFICER SPECIAL (DATE LAST EMPLOYED 17-Oct-2021)	62,878.40	64,771.20	1,892.80	19,885.72	1,995.18	1,245.60	23,126.50
0000336768	*JOURNEYMAN ET-TELEPHONE MAINT	56,180.80	57,324.80	1,144.00	62,452.62	17,911.23	225.00	80,588.85
0000344951	*JOURNEYMAN BUS TECHNICIAN	51,771.20	54,142.40	2,371.20	56,275.52	16,991.46	225.00	73,491.98
0000345389	EMPLOYEE RELATIONS SPECIALIST	75,705.24	75,705.24	0.00	75,867.22	59.67	0.00	75,926.89
0000342678	*BUS OPERATOR (DATE LAST EMPLOYED 13-Dec-2021)	43,659.20	43,659.20	0.00	23,879.67	3,397.55	0.00	27,277.22
0000347296	PROTECTIVE SPEC POLICE CADET	42,848.00	42,848.00	0.00	22,221.40	3,174.60	370.80	25,766.80
0000322490	*JOURNEYMAN AA BUS TECHNICIAN	56,180.80	57,324.80	1,144.00	60,195.16	3,753.82	225.00	64,173.98
0000318790	*PT BUS OPERATOR	0.00	0.00	0.00	38,691.84	3,501.67	0.00	42,193.51
0000339571	*SERVICEPERSON I	39,166.40	39,956.80	790.40	30,017.29	648.35	0.00	30,665.64
0000316120	*JOURNEYMAN TRACK MAINTAINER	56,180.80	57,324.80	1,144.00	57,860.71	2,106.32	1,350.50	61,317.53
0000342663	*BUS OPERATOR	43,659.20	48,380.80	4,721.60	49,840.42	28,205.62	0.00	78,046.04
0000332341	*BUS DISPATCHER (BLOCKOUT)	51,147.20	50,502.40	-644.80	46,852.18	8,826.32	1,718.12	57,396.62
0000327475	*BUS OPERATOR	51,147.20	52,187.20	1,040.00	54,870.31	8,349.30	0.00	63,219.61
0000345045	*BUS OPERATOR	39,894.40	44,532.80	4,638.40	47,592.21	6,324.03	0.00	53,916.24
0000347189	TRANSIT POLICE OFFICER	45,531.20	45,531.20	0.00	26,989.60	1,543.27	0.00	28,532.87
0000345737	*BUS OPERATOR	36,171.20	40,705.60	4,534.40	42,119.99	13,665.21	0.00	55,785.20
0000331594	*BUS OPERATOR	51,147.20	52,187.20	1,040.00	34,630.27	19,496.08	0.00	54,126.35
0000302624	MGR FINANCIAL PLAN ANALYSIS	113,871.68	120,806.92	6,935.24	118,779.11	0.00	0.00	118,779.11
0000319483	SUPV BUS MAINTENANCE	58,988.80	62,608.00	3,619.20	43,751.59	3,657.96	0.00	47,409.55
0000344992	*BUS OPERATOR	36,171.20	40,705.60	4,534.40	32,520.75	1,837.75	1,957.44	36,315.94
0000337379	TRANSIT POLICE OFFICER	53,768.00	59,904.00	6,136.00	53,561.00	5,228.10	5,957.40	64,746.50
0000328470	SUPV BUS MAINTENANCE	57,262.40	60,777.60	3,515.20	55,870.98	17,869.18	0.00	73,740.16
0000344360	ACCOUNTING SPECIALIST III	47,814.00	50,739.00	2,925.00	49,936.02	0.00	1,688.31	51,624.33
0000331537	*JOURNEYMAN ET-TRAIN CONTROL	56,180.80	57,324.80	1,144.00	62,565.25	22,947.61	225.00	85,737.86
0000316106	*BUS OPERATOR	51,147.20	52,187.20	1,040.00	36,420.43	1,449.99	196.72	38,067.14
0000335049	TRANSIT POLICE SERGEANT	62,192.00	68,681.60	6,489.60	66,516.78	8,732.92	1,774.20	77,023.90
0000321909	*DYNAMOMETER OPERATOR	56,180.80	57,324.80	1,144.00	59,788.77	683.99	873.24	61,346.00

METROPOLITAN ATLANTA RAPID TRANSIT AUTHORITY (MARTA)
MARTOC REPORT

EE NUMBER	TITLE	FY 21 BASE SALARY	FY 22 BASE SALARY	DIFFERENCE +/-	REGULAR EARNINGS	OVERTIME EARNINGS	OTHER EARNINGS	TOTAL EARNINGS
0000302697	*BUS OPERATOR	51,667.20	52,707.20	1,040.00	61,993.50	32,205.90	0.00	94,199.40
0000338352	*BUS OPERATOR	43,659.20	48,380.80	4,721.60	24,302.32	5,548.09	1,175.44	31,025.85
0000316577	SUPV BUS TRANSPORTATION	62,441.60	66,268.80	3,827.20	61,713.35	2,058.47	4,229.54	68,001.36
0000345452	*JOURNEYMAN TRACK MAINTAINER	52,811.20	54,308.80	1,497.60	61,550.03	22,863.38	0.00	84,413.41
0000340152	*JOURNEYMAN TRACK MAINTAINER	56,180.80	57,324.80	1,144.00	59,705.09	11,952.36	4,095.50	75,752.95
0000316492	*STATION AGENT	41,600.00	46,675.20	5,075.20	49,596.52	3,693.81	0.00	53,290.33
0000304945	*SERVICEPERSON V	53,580.80	54,662.40	1,081.60	54,194.32	7,940.46	2,493.76	64,628.54
0000331732	CONTRACT EMP PT POLICE OFFICER	0.00	0.00	0.00	39,039.45	0.00	0.00	39,039.45
0000347171	SECURITY TECHNICIAN	60,112.00	60,112.00	0.00	36,720.00	0.00	0.00	36,720.00
0000332068	*BUS OPERATOR	51,147.20	52,187.20	1,040.00	50,791.34	10,506.72	2,569.36	63,867.42
0000346217	DIR CYBER SECURITY	149,999.98	154,500.06	4,500.08	152,077.87	0.00	0.00	152,077.87
0000305946	SUPV RECORDS CENTER MAIL SVCS	65,004.16	75,859.68	10,855.52	65,518.48	0.00	3,347.76	68,866.24
0000340982	CJIT-CALL TAKER	39,707.20	42,161.60	2,454.40	42,678.75	11,947.10	881.75	55,507.60
0000326987	IT PROJECT MANAGER	86,348.86	91,607.88	5,259.02	70,004.02	0.00	6,120.25	76,124.27
0000345050	*BUS OPERATOR	39,894.40	44,532.80	4,638.40	45,074.50	8,941.41	0.00	54,015.91
0000334409	*RAIL STATION CLEANER	34,964.80	35,672.00	707.20	36,183.70	12,508.96	0.00	48,692.66
0000308147	*CUSTOMER INFORMATION OPERATOR	39,020.80	39,811.20	790.40	43,214.76	1,730.24	0.00	44,945.00
0000303860	*STATION AGENT	46,280.00	47,195.20	915.20	53,699.68	41,605.89	0.00	95,305.57
0000320653	*BUS OPERATOR	51,147.20	52,187.20	1,040.00	48,610.91	12,108.48	196.72	60,916.11
0000329349	*SERVICEPERSON I	39,166.40	39,956.80	790.40	42,922.17	10,701.62	307.36	53,931.15
0000339127	TRANSIT POLICE DETECTIVE	49,691.20	57,616.00	7,924.80	47,627.97	14,411.29	7,423.60	69,462.86
0000337842	*SERVICEPERSON I	39,166.40	39,956.80	790.40	38,468.86	1,874.12	602.57	40,945.55
0000322036	*BUS OPERATOR	51,147.20	52,187.20	1,040.00	57,662.01	20,521.65	0.00	78,183.66
0000345337	ENVIRO HEALTH SAFETY COORD III (DATE LAST EMPLOYED 09-Dec-2021)	88,512.06	91,167.44	2,655.38	43,377.99	0.00	5,915.60	49,293.59
0000335661	SUPV STATION CARE (DATE LAST EMPLOYED 15-Aug-2022)	51,147.20	58,968.00	7,820.80	58,624.61	17,091.15	0.00	75,715.76
0000302899	*JOURNEYMAN SUPPORT EQUIPMENT	56,700.80	57,844.80	1,144.00	59,968.32	224.90	447.48	60,640.70
0000331306	*JOURNEYMAN ET-RAIL CAR MAINT	56,180.80	57,324.80	1,144.00	60,310.49	81.86	225.00	60,617.35
0000329036	*RAIL OPERATOR	51,147.20	52,187.20	1,040.00	51,967.74	408.49	3,010.60	55,386.83
0000337486	*APPRENTICE MECHANIC	41,849.60	45,115.20	3,265.60	47,103.27	4,128.30	0.00	51,231.57
0000334954	ADMINISTRATIVE ASSISTANT	40,852.50	43,348.50	2,496.00	42,618.80	0.00	1,618.50	44,237.30
0000342352	PROJECT ENGINEER	56,066.14	60,552.18	4,486.04	62,108.34	0.00	0.00	62,108.34
0000328454	*RAIL OPERATOR	51,147.20	52,187.20	1,040.00	56,877.50	12,167.28	0.00	69,044.78
0000314934	PROJECT MANAGER II (DATE LAST EMPLOYED 01-Jan-2022)	111,160.66	114,495.68	3,335.02	52,715.36	0.00	2,813.66	55,529.02
0000337163	*RAIL OPERATOR (DATE LAST EMPLOYED 01-Dec-2021)	51,147.20	51,147.20	0.00	21,226.57	2,105.07	0.00	23,331.64

METROPOLITAN ATLANTA RAPID TRANSIT AUTHORITY (MARTA)
MARTOC REPORT

EE NUMBER	TITLE	FY 21	FY 22	DIFFERENCE +/-	REGULAR EARNINGS	OVERTIME EARNINGS	OTHER EARNINGS	TOTAL EARNINGS
		BASE SALARY	BASE SALARY					
0000303557	*JOURNEYMAN RAIL CAR MECHANIC	56,700.80	57,844.80	1,144.00	62,793.64	37,030.12	225.00	100,048.76
0000321020	*SERVICEPERSON I	39,166.40	39,956.80	790.40	21,786.62	112.98	2,108.96	24,008.56
0000337841	*SERVICEPERSON I	39,166.40	39,956.80	790.40	43,974.56	17,257.19	0.00	61,231.75
0000328462	*JOURNEYMAN RAIL CAR MECHANIC	56,180.80	57,324.80	1,144.00	61,977.82	13,307.74	225.00	75,510.56
0000337843	*RAIL STATION CLEANER	34,964.80	35,672.00	707.20	38,327.90	8,311.32	0.00	46,639.22
0000344210	*JOURNEYMAN BUS TECHNICIAN	52,291.20	54,142.40	1,851.20	55,089.20	28,245.60	225.00	83,559.80
0000322971	*JOURNEYMAN ELEC POWER ELECT	56,180.80	57,324.80	1,144.00	45,737.26	5,973.57	5,255.30	56,966.13
0000303840	CONTRACT PROFESSIONAL	0.00	0.00	0.00	26,250.00	0.00	0.00	26,250.00
0000335439	*JOURNEYMAN BUS TECHNICIAN	51,147.20	52,811.20	1,664.00	50,826.02	2,471.69	681.90	53,979.61
0000329621	*JOURNEYMAN RAIL CAR MECHANIC	56,180.80	57,324.80	1,144.00	55,286.07	24,976.72	4,998.44	85,261.23
0000342753	CUSTOMER CARE SPEC	33,871.50	41,125.50	7,254.00	40,191.60	3,690.64	0.00	43,882.24
0000332520	*RAIL STATION CLEANER	34,964.80	35,672.00	707.20	40,312.16	7,197.05	0.00	47,509.21
0000334636	*BUS OPERATOR	51,147.20	52,187.20	1,040.00	41,928.04	4,273.25	200.72	46,402.01
0000341949	TRANSIT POLICE OFFICER	49,691.20	55,390.40	5,699.20	47,942.73	14,424.88	7,028.10	69,395.71
0000327038	*JOURNEYMAN ET-RAIL CAR MAINT	56,180.80	57,324.80	1,144.00	60,739.47	1,107.93	225.00	62,072.40
0000319718	AUDITOR III	72,300.02	76,703.38	4,403.36	75,417.91	0.00	5,900.28	81,318.19
0000347344	CONTRACT SPECIALIST III	75,678.98	75,678.98	0.00	31,715.98	0.00	0.00	31,715.98
0000314808	GEN FOREMAN ELECTRICAL POWER	73,666.32	78,152.62	4,486.30	73,054.78	0.00	6,703.74	79,758.52
0000304946	FARE COLLECTION COORDINATOR OP	55,243.50	58,617.00	3,373.50	58,520.34	1,012.72	564.54	60,097.60
0000334638	SUPV RAIL LINE	62,608.00	66,456.00	3,848.00	68,300.96	20,574.66	4,233.35	93,108.97
0000338973	*RAIL STATION CLEANER	34,964.80	35,672.00	707.20	40,773.97	33,686.16	0.00	74,460.13
0000342620	*BUS OPERATOR	43,659.20	48,380.80	4,721.60	44,049.72	16,067.56	0.00	60,117.28
0000333777	COMMUNICATIONS COORD IOC	46,966.40	46,966.40	0.00	28,179.84	0.00	0.00	28,179.84
0000339063	SUPV STATION CARE	58,968.00	60,756.80	1,788.80	60,205.05	13,814.11	233.68	74,252.84
0000321538	SUPT STATION ZONE SERVICES (DATE LAST EMPLOYED 06-May-2022)	80,500.16	80,500.16	0.00	26,007.75	0.00	2,244.93	28,252.68
0000342957	*HOSTLER JUNIOR APPRENTICE	39,894.40	38,521.60	-1,372.80	33,839.98	1,861.44	1,950.48	37,651.90
0000334406	*BUS OPERATOR	51,147.20	52,187.20	1,040.00	49,644.47	5,609.63	4,199.60	59,453.70
0000306291	SR DIR & CONTROLLER	147,978.48	165,000.16	17,021.68	150,858.57	0.00	15,810.98	166,669.55
0000340010	SR CONTRACT SPECIALIST	80,394.08	89,861.72	9,467.64	83,861.42	0.00	2,573.38	86,434.80
0000304448	*JOURNEYMAN ET-LABORATORY (DATE LAST EMPLOYED 01-Jul-2022)	56,700.80	57,844.80	1,144.00	64,920.81	10,231.27	225.00	75,377.08
0000346115	CONTRACT SPECIALIST II (DATE LAST EMPLOYED 22-Jul-2022)	64,632.88	68,569.28	3,936.40	67,161.42	0.00	0.00	67,161.42
0000344092	*JOURNEYMAN AA BUS TECHNICIAN (DATE LAST EMPLOYED 27-May-2022)	52,291.20	55,348.80	3,057.60	52,888.94	12,875.89	225.00	65,989.83
0000338757	*BUS OPERATOR	47,424.00	52,187.20	4,763.20	44,422.71	5,492.38	2,777.46	52,692.55
0000335325	ADMINISTRATIVE ASSISTANT	40,072.50	42,529.50	2,457.00	41,095.95	0.00	715.17	41,811.12

METROPOLITAN ATLANTA RAPID TRANSIT AUTHORITY (MARTA)
MARTOC REPORT

EE NUMBER	TITLE	FY 21 BASE SALARY	FY 22 BASE SALARY	DIFFERENCE +/-	REGULAR EARNINGS	OVERTIME EARNINGS	OTHER EARNINGS	TOTAL EARNINGS
0000327795	*BUS OPERATOR	51,147.20	52,187.20	1,040.00	59,422.50	32,769.71	196.72	92,388.93
0000339170	*BUS OPERATOR	43,659.20	48,380.80	4,721.60	51,413.99	13,582.43	0.00	64,996.42
0000320054	SR INFORMATION SYSTEMS ANALYST	95,668.82	101,495.16	5,826.34	99,794.43	0.00	0.00	99,794.43
0000347388	*BUS OPERATOR (DATE LAST EMPLOYED 14-Jun-2022)	36,899.20	36,899.20	0.00	17,312.96	2,874.18	0.00	20,187.14
0000334275	TRANSIT POLICE SERGEANT	72,758.40	77,209.60	4,451.20	65,737.54	20,789.61	18,750.32	105,277.47
0000330974	SUPV RAIL LINE	60,736.00	64,459.20	3,723.20	67,041.53	30,691.58	3,718.80	101,451.91
0000305781	SUPV COMMUNICATIONS	54,995.20	58,364.80	3,369.60	48,021.77	15,079.93	15,236.58	78,338.28
0000321828	*MATERIAL CONTROLLER	49,982.40	52,104.00	2,121.60	52,936.16	84.55	1,779.12	54,799.83
0000330452	*JOURNEYMAN RAIL CAR MECHANIC (DATE LAST EMPLOYED 24-Mar-2022)	56,180.80	57,324.80	1,144.00	51,251.40	405.15	0.00	51,656.55
0000347368	TRANSIT POLICE OFFICER	51,188.80	51,188.80	0.00	24,547.04	539.55	0.00	25,086.59
0000332122	*BUS OPERATOR (DATE LAST EMPLOYED 10-Jun-2022)	51,147.20	52,187.20	1,040.00	51,081.49	7,671.28	0.00	58,752.77
0000337835	*RAIL STATION CLEANER	34,964.80	35,672.00	707.20	31,704.42	4,062.96	2,731.45	38,498.83
0000333510	CONTRACT SPECIALIST III	75,973.04	80,600.26	4,627.22	79,247.55	0.00	6,401.68	85,649.23
0000305730	CONTRACT SERVICES INSPECTOR	37,460.80	39,769.60	2,308.80	29,272.10	0.00	7,267.36	36,539.46
0000302934	*BUS OPERATOR	51,667.20	52,707.20	1,040.00	60,657.16	15,662.28	0.00	76,319.44
0000338151	*RAIL OPERATOR	51,147.20	52,187.20	1,040.00	42,312.05	5,512.98	2,823.45	50,648.48
0000303696	PROJECT ENGINEER	77,131.34	81,828.76	4,697.42	83,956.69	0.00	2,036.25	85,992.94
0000337730	*JOURNEYMAN ET-TELEPHONE MAINT	56,180.80	57,324.80	1,144.00	63,293.46	33,215.88	225.00	96,734.34
0000318746	*JOURNEYMAN STRUCTURAL INSPECT (DATE LAST EMPLOYED 01-Apr-2022)	56,180.80	57,324.80	1,144.00	51,455.76	1,823.19	0.00	53,278.95
0000344668	ELEV ESCALATOR SAFE INSPEC II	70,083.00	74,373.00	4,290.00	73,196.10	1,160.08	0.00	74,356.18
0000342264	*BUS OPERATOR	43,659.20	48,380.80	4,721.60	45,571.11	12,539.33	4,279.84	62,390.28
0000302793	SUPT REVENUE PROCESSING	68,569.02	72,745.14	4,176.12	71,526.67	0.00	9,168.77	80,695.44
0000344361	ACCOUNTANT III	55,000.14	66,452.88	11,452.74	63,986.19	0.00	5,353.61	69,339.80
0000343663	SR TECHNICAL SERVICES ENGINEER	85,000.24	92,700.14	7,699.90	90,120.05	0.00	0.00	90,120.05
0000332380	INSTRUCTOR BUS OPERATIONS	56,638.40	60,112.00	3,473.60	53,297.53	4,447.92	2,468.40	60,213.85
0000332982	*BUS OPERATOR	51,147.20	52,187.20	1,040.00	53,140.29	11,670.58	5,725.89	70,536.76
0000302828	CLAIMS ADJUSTER II WKRS COMP (DATE LAST EMPLOYED 01-Nov-2021)	51,878.58	53,434.94	1,556.36	18,437.47	0.00	3,117.04	21,554.51
0000332052	*STATION AGENT	45,760.00	46,675.20	915.20	50,964.04	795.96	0.00	51,760.00
0000302412	MGR CONTRACTS	104,614.12	110,985.16	6,371.04	109,124.51	0.00	13,394.32	122,518.83
0000343885	*BUS OPERATOR	39,894.40	44,532.80	4,638.40	35,723.24	1,862.45	3,291.42	40,877.11
0000326547	MGR DBA	114,127.00	122,253.04	8,126.04	120,158.02	0.00	0.00	120,158.02
0000303279	*BUS OPERATOR (DATE LAST EMPLOYED 01-Apr-2022)	51,667.20	52,707.20	1,040.00	43,618.69	3,724.12	2,416.64	49,759.45
0000332076	*BUS OPERATOR	51,147.20	52,187.20	1,040.00	56,195.42	16,865.91	0.00	73,061.33
0000320700	DIR RAIL TRANSPORTATION	104,166.40	148,491.98	44,325.58	142,926.54	0.00	16,505.27	159,431.81

METROPOLITAN ATLANTA RAPID TRANSIT AUTHORITY (MARTA)
MARTOC REPORT

EE NUMBER	TITLE	FY 21 BASE SALARY	FY 22 BASE SALARY	DIFFERENCE +/-	REGULAR EARNINGS	OVERTIME EARNINGS	OTHER EARNINGS	TOTAL EARNINGS
0000331445	TRANSIT POLICE SERGEANT	62,192.00	68,681.60	6,489.60	61,778.45	15,572.22	6,934.20	84,284.87
0000320621	MOBILITY CUSTOMER CARE REP	42,178.50	44,752.50	2,574.00	44,787.72	4,113.73	3,342.00	52,243.45
0000325416	GEN FOREMAN COMM TELEPHONE	73,065.20	77,515.10	4,449.90	76,216.23	0.00	976.90	77,193.13
0000305828	*BUS OPERATOR	51,667.20	52,707.20	1,040.00	29,473.58	2,108.92	1,355.31	32,937.81
0000344638	OFFICE ADMINISTRATOR II	55,884.40	59,288.06	3,403.66	57,151.84	0.00	5,667.63	62,819.47
0000306345	SUPV BUS TRANSPORTATION	63,585.60	67,475.20	3,889.60	59,632.33	632.81	9,595.24	69,860.38
0000305427	PARKING SERVICES CASHIER PT	0.00	0.00	0.00	24,574.95	2,930.23	0.00	27,505.18
0000302687	PROTECTIVE SPEC POLICE CADET	35,755.20	46,897.14	11,141.94	39,206.46	5,050.00	7,955.21	52,211.67
0000347399	*BUS OPERATOR	36,899.20	36,899.20	0.00	20,510.46	4,830.82	0.00	25,341.28
0000306440	*BUS OPERATOR	51,147.20	52,707.20	1,560.00	56,034.82	5,178.86	0.00	61,213.68
0000337029	TRANSIT POLICE OFFICER SPECIAL	51,708.80	59,904.00	8,195.20	47,076.81	21,910.01	18,250.40	87,237.22
0000340710	ELECTRICAL ENGINEER IV	68,595.80	72,773.48	4,177.68	71,554.11	0.00	396.75	71,950.86
0000302232	SUPV TRANSIT INFO SVCS	74,477.52	73,160.36	-1,317.16	73,890.09	0.00	10,953.14	84,843.23
0000322331	*JOURNEYMAN BUS TECHNICIAN	55,328.00	56,451.20	1,123.20	59,716.87	493.25	225.00	60,435.12
0000338984	*BUS OPERATOR	47,424.00	52,187.20	4,763.20	26,827.61	2,974.42	1,872.65	31,674.68
0000331381	BUS MECH ELEC ENGINEER	55,702.40	69,570.80	13,868.40	59,964.73	2,218.04	0.00	62,182.77
0000347024	PROJECT MANAGER II	104,704.86	104,704.86	0.00	67,518.57	0.00	0.00	67,518.57
0000345722	*BUS OPERATOR	36,171.20	40,705.60	4,534.40	35,361.71	7,292.08	0.00	42,653.79
0000346836	*JOURNEYMAN ET-TRAIN CONTROL	49,732.80	49,732.80	0.00	38,291.36	1,169.81	0.00	39,461.17
0000302919	*JOURNEYMAN TRACK MAINTAINER	52,811.20	54,828.80	2,017.60	62,876.62	15,981.48	0.00	78,858.10
0000306666	PARKING SERVICES CASHIER PT	0.00	0.00	0.00	21,827.60	402.97	0.00	22,230.57
0000321912	*JOURNEYMAN RAIL CAR MECHANIC	56,180.80	57,324.80	1,144.00	59,164.37	827.86	225.00	60,217.23
0000341701	*BUS OPERATOR	43,659.20	48,380.80	4,721.60	42,999.30	7,078.21	1,901.07	51,978.58
0000329422	*JOURNEYMAN ET-TELEPHONE MAINT	56,180.80	57,324.80	1,144.00	61,840.43	9,422.73	225.00	71,488.16
0000345302	TRANSIT POLICE OFFICER	44,200.00	51,188.80	6,988.80	46,232.28	16,776.01	5,673.51	68,681.80
0000337634	SYSTEMS ENGINEER VI (DATE LAST EMPLOYED 30-Jun-2022)	100,264.84	106,371.46	6,106.62	102,542.25	0.00	6,090.47	108,632.72
0000304297	SUPV CUSTOMER SERVICES CENTER	65,516.62	69,506.84	3,990.22	63,856.46	0.00	3,413.10	67,269.56
0000346689	*BUS OPERATOR	36,899.20	36,899.20	0.00	33,663.21	9,096.35	417.36	43,176.92
0000339113	OCCUPATIONAL MED SER PRGM SPEC (DATE LAST EMPLOYED 19-Aug-2022)	54,107.56	57,403.06	3,295.50	56,440.80	0.00	1,311.84	57,752.64
0000321479	*RAIL OPERATOR	51,147.20	52,187.20	1,040.00	44,629.05	5,985.59	5,037.47	55,652.11
0000325365	DIVISION DISPATCHER	54,912.00	58,281.60	3,369.60	57,287.69	1,889.06	3,128.00	62,304.75
0000304976	MAINTENANCE PLANNER FACILITIES	47,715.20	51,542.40	3,827.20	46,226.55	3,572.74	5,767.96	55,567.25
0000338612	SUPV BUS MAINTENANCE	56,180.80	57,324.80	1,144.00	60,268.81	1,382.01	225.00	61,875.82
0000303109	*BUS OPERATOR	51,667.20	52,707.20	1,040.00	29,178.54	2,618.68	0.00	31,797.22
0000322928	*JOURNEYMAN ET-HVAC	53,227.20	57,324.80	4,097.60	60,433.20	2,552.40	225.00	63,210.60

METROPOLITAN ATLANTA RAPID TRANSIT AUTHORITY (MARTA)
MARTOC REPORT

EE NUMBER	TITLE	FY 21 BASE SALARY	FY 22 BASE SALARY	DIFFERENCE +/-	REGULAR EARNINGS	OVERTIME EARNINGS	OTHER EARNINGS	TOTAL EARNINGS
0000346466	SUPV LIGHT RAIL TRANSPORTATION	53,705.60	53,705.60	0.00	51,231.60	2,947.22	0.00	54,178.82
0000302167	*BUS OPERATOR (DATE LAST EMPLOYED 01-Dec-2021)	51,667.20	51,667.20	0.00	27,136.76	10,676.55	0.00	37,813.31
0000320978	TRANSIT POLICE OFFICER (DATE LAST EMPLOYED 01-Jan-2022)	60,465.60	62,296.00	1,830.40	30,859.12	1,725.68	7,507.27	40,092.07
0000332725	MAINTENANCE PLANNER-RAIL	62,587.20	66,414.40	3,827.20	65,207.00	0.00	0.00	65,207.00
0000302702	*REVENUE AGENT	51,376.00	52,395.20	1,019.20	59,566.76	19,860.02	0.00	79,426.78
0000324540	STRUCTURAL ENGINEER VI	95,979.78	101,825.10	5,845.32	100,118.25	0.00	0.00	100,118.25
0000343522	*BUS OPERATOR	39,894.40	44,532.80	4,638.40	45,997.59	4,239.30	2,583.04	52,819.93
0000343972	*JOURNEYMAN BUS TECHNICIAN	52,291.20	54,142.40	1,851.20	56,382.57	15,729.88	225.00	72,337.45
0000339199	*RAIL OPERATOR (DATE LAST EMPLOYED 29-Jun-2022)	47,424.00	52,187.20	4,763.20	53,266.33	8,245.23	1,003.60	62,515.16
0000346159	*BUS OPERATOR	36,171.20	40,705.60	4,534.40	41,903.29	13,469.44	0.00	55,372.73
0000337715	CONTRACT EMP PT POLICE OFFICER	0.00	0.00	0.00	36,483.00	0.00	0.00	36,483.00
0000328854	CUSTOMER CARE FIELD REP	45,727.50	53,254.50	7,527.00	50,426.09	0.00	2,006.62	52,432.71
0000335553	*BUS OPERATOR	51,147.20	52,187.20	1,040.00	50,789.07	12,267.21	1,188.32	64,244.60
0000315625	FIELD INSPECTOR II	66,690.00	70,765.50	4,075.50	71,534.38	15,565.06	0.00	87,099.44
0000340601	*SERVICEPERSON I	34,964.80	38,272.00	3,307.20	39,040.85	3,992.70	0.00	43,033.55
0000347397	*BUS OPERATOR	36,899.20	36,899.20	0.00	19,502.32	3,050.34	0.00	22,552.66
0000344085	PROJECT ENGINEER	52,767.00	60,552.18	7,785.18	58,640.12	10,522.24	0.00	69,162.36
0000342605	*BUS OPERATOR	43,659.20	48,380.80	4,721.60	48,326.39	8,504.25	1,896.88	58,727.52
0000320109	*JOURNEYMAN RAIL CAR MECHANIC	56,180.80	57,324.80	1,144.00	58,839.00	2,730.81	225.00	61,794.81
0000346201	TRANSIT POLICE OFFICER	39,291.20	51,188.80	11,897.60	48,316.69	8,605.80	910.40	57,832.89
0000343388	PROJECT ENGINEER	52,767.00	78,280.28	25,513.28	68,304.95	8,633.78	0.00	76,938.73
0000346461	MGR MARKETING & SPECIAL EVENTS (DATE LAST EMPLOYED 26-Nov-2021)	91,500.24	91,500.24	0.00	29,561.66	0.00	1,525.48	31,087.14
0000302453	SUPV RAIL LINE	63,169.60	67,038.40	3,868.80	66,416.25	15,519.81	9,196.30	91,132.36
0000345662	TRANSIT POLICE OFFICER (DATE LAST EMPLOYED 18-Mar-2022)	42,515.20	47,340.80	4,825.60	34,964.40	4,257.06	5,265.30	44,486.76
0000337365	TRANSIT POLICE OFFICER	53,768.00	59,904.00	6,136.00	30,131.86	35,743.07	24,283.60	90,158.53
0000334413	*STATION AGENT	45,760.00	46,675.20	915.20	47,858.90	5,808.00	0.00	53,666.90
0000321614	*RAIL OPERATOR	51,147.20	52,187.20	1,040.00	51,433.05	3,139.34	1,786.48	56,358.87
0000338981	*BUS OPERATOR	47,424.00	52,187.20	4,763.20	53,920.16	8,665.91	0.00	62,586.07
0000326724	*JOURNEYMAN ET-TRAIN CONTROL	56,180.80	57,324.80	1,144.00	63,483.61	23,575.22	225.00	87,283.83
0000303459	*BUS OPERATOR	51,667.20	52,707.20	1,040.00	49,778.93	13,684.83	2,623.36	66,087.12
0000339242	CJIT-POLICE DISPATCHER	43,076.80	45,739.20	2,662.40	42,788.24	13,760.47	3,936.22	60,484.93
0000327698	TRANSIT POLICE OFFICER	64,771.20	64,771.20	0.00	14,930.24	8,252.10	7,598.16	30,780.50
0000302270	PROJECT MANAGER I	95,303.78	110,924.32	15,620.54	103,515.67	0.00	13,239.44	116,755.11
0000320588	*RAIL STATION CLEANER	34,964.80	35,672.00	707.20	38,695.68	5,104.20	0.00	43,799.88

METROPOLITAN ATLANTA RAPID TRANSIT AUTHORITY (MARTA)
MARTOC REPORT

EE NUMBER	TITLE	FY 21 BASE SALARY	FY 22 BASE SALARY	DIFFERENCE +/-	REGULAR EARNINGS	OVERTIME EARNINGS	OTHER EARNINGS	TOTAL EARNINGS
0000343093	TRANSIT POLICE OFFICER	39,894.40	47,340.80	7,446.40	41,420.22	184.43	2,474.20	44,078.85
0000346499	FIELD DATA COLLECTION SPEC	40,833.00	40,833.00	0.00	37,143.05	0.00	0.00	37,143.05
0000341965	CHF ADMINISTRATIVE OFFICER	245,000.08	262,444.52	17,444.44	276,280.15	0.00	0.00	276,280.15
0000347211	*JOURNEYMAN BUS TECHNICIAN	49,732.80	49,732.80	0.00	27,155.85	4,429.29	0.00	31,585.14
0000327574	TRANSIT POLICE OFFICER	60,465.60	64,771.20	4,305.60	64,888.98	26,007.08	1,946.75	92,842.81
0000304126	SUPV BUS MAINTENANCE	66,497.60	70,553.60	4,056.00	77,583.85	37,076.10	0.00	114,659.95
0000344595	*SERVICEPERSON I	33,092.80	36,212.80	3,120.00	38,628.16	9,702.48	0.00	48,330.64
0000305589	*BUS OPERATOR	51,667.20	52,707.20	1,040.00	56,136.86	14,256.06	198.72	70,591.64
0000341066	*JOURNEYMAN ELEC POWER ELECT	54,433.60	57,324.80	2,891.20	60,313.60	17,000.46	225.00	77,539.06
0000302219	TRANSIT SYS PLNG PRGM ANALYST	85,559.24	90,770.16	5,210.92	81,063.50	0.00	9,954.51	91,018.01
0000304442	*JOURNEYMAN BUS TECHNICIAN	55,848.00	56,971.20	1,123.20	60,799.81	28,733.47	225.00	89,758.28
0000334602	*JOURNEYMAN TRACK MAINTAINER	56,180.80	57,324.80	1,144.00	53,041.87	10,870.38	2,758.02	66,670.27
0000302538	*JOURNEYMAN ET-RADIO MAINT	56,180.80	57,844.80	1,664.00	58,818.81	23,768.73	225.00	82,812.54
0000308787	*JOURNEYMAN ET-RAIL CAR MAINT	56,700.80	57,844.80	1,144.00	60,868.89	906.18	225.00	62,000.07
0000342082	DIR REAL ESTATE	120,000.14	128,544.52	8,544.38	126,620.61	0.00	0.00	126,620.61
0000302549	OFFICE ADMINISTRATOR II	63,986.78	67,883.92	3,897.14	66,745.01	0.00	8,747.88	75,492.89
0000302452	SUPV STATION CARE (DATE LAST EMPLOYED 01-Feb-2022)	63,169.60	65,083.20	1,913.60	40,250.93	4,027.22	9,991.84	54,269.99
0000347553	ENVIRO HEALTH SAFETY COORD II	80,570.88	80,570.88	0.00	30,988.90	0.00	0.00	30,988.90
0000322721	*RAIL STATION CLEANER	34,964.80	35,672.00	707.20	38,424.00	45,439.44	0.00	83,863.44
0000303722	PLANNER TRACK & STRUCTURES	60,444.80	64,147.20	3,702.40	65,274.93	11,034.53	0.00	76,309.46
0000303203	SUPV BUS TRANSPORTATION	58,843.20	62,441.60	3,598.40	56,475.80	1,157.26	6,226.96	63,860.02
0000327977	FOREMAN BUILDINGS SUPP EQUIP	62,608.00	66,456.00	3,848.00	67,264.22	5,964.09	0.00	73,228.31
0000321546	INSTRUCTOR RAIL OPERATIONS	67,808.00	71,947.20	4,139.20	71,071.04	36,128.94	8,566.70	115,766.68
0000342208	*BUS OPERATOR	43,659.20	48,380.80	4,721.60	45,730.25	11,789.65	2,538.96	60,058.86
0000302177	*BUS OPERATOR	51,667.20	52,707.20	1,040.00	55,379.68	12,754.50	0.00	68,134.18
0000347293	*BUS OPERATOR	36,899.20	36,899.20	0.00	21,368.40	5,193.53	0.00	26,561.93
0000335993	*BUS OPERATOR	51,147.20	52,187.20	1,040.00	35,299.66	2,051.51	963.93	38,315.10
0000338172	GRANT PROGRAM ANALYST	90,000.04	102,433.76	12,433.72	100,774.50	0.00	0.00	100,774.50
0000304882	*SERVICEPERSON I (A)	40,248.00	41,059.20	811.20	44,519.61	0.00	0.00	44,519.61
0000325680	*JOURNEYMAN ET-TRAIN CONTROL	56,180.80	57,324.80	1,144.00	59,797.51	14,033.22	225.00	74,055.73
0000346489	SUPV STATION CARE	60,756.80	60,756.80	0.00	57,868.46	7,927.46	0.00	65,795.92
0000312100	*PT BUS OPERATOR	0.00	0.00	0.00	21,852.88	0.00	0.00	21,852.88
0000323695	*BUS OPERATOR	51,147.20	52,187.20	1,040.00	56,654.49	17,257.46	0.00	73,911.95
0000335082	SUPPORT ANALYST II	54,350.40	63,014.38	8,663.98	59,784.87	0.00	2,934.32	62,719.19

MARTOC REPORT

EE NUMBER	TITLE	FY 21	FY 22	DIFFERENCE	REGULAR	OVERTIME	OTHER	TOTAL
		BASE SALARY	BASE SALARY	+/-	EARNINGS	EARNINGS	EARNINGS	EARNINGS
0000339831	SUPV PARKING SVC (DATE LAST EMPLOYED 04-Feb-2022)	42,471.00	43,758.00	1,287.00	28,666.44	970.70	3,816.60	33,453.74
0000345658	*JOURNEYMAN ET-TRAIN CONTROL	52,811.20	54,308.80	1,497.60	60,351.02	16,436.82	225.00	77,012.84
0000315017	*BUS OPERATOR (DATE LAST EMPLOYED 01-Jul-2022)	51,147.20	52,187.20	1,040.00	22,431.98	2,719.18	790.88	25,942.04
0000337483	*RAIL STATION CLEANER	34,964.80	35,672.00	707.20	39,368.08	5,058.52	0.00	44,426.60
0000330160	*RAIL OPERATOR	51,147.20	52,187.20	1,040.00	39,517.17	6,779.80	401.44	46,698.41
0000346064	*BUS OPERATOR (DATE LAST EMPLOYED 20-Apr-2022)	36,171.20	36,899.20	728.00	24,069.66	1,736.00	0.00	25,805.66
0000344339	*BUS OPERATOR	39,894.40	44,532.80	4,638.40	37,984.39	4,109.01	2,695.77	44,789.17
0000341695	*BUS OPERATOR	43,659.20	48,380.80	4,721.60	48,319.27	9,463.04	1,846.81	59,629.12
0000302160	MGR RADIO AFC GATE SYSTEMS	107,993.08	114,570.04	6,576.96	112,648.51	0.00	10,823.84	123,472.35
0000303822	TRANSIT POLICE SERGEANT	72,758.40	77,209.60	4,451.20	77,323.39	9,585.71	0.00	86,909.10
0000319497	*SERVICEPERSON IV	41,849.60	42,702.40	852.80	46,352.56	11,302.79	0.00	57,655.35
0000346028	*JOURNEYMAN AA BUS TECHNICIAN	48,755.20	55,348.80	6,593.60	54,615.19	12,426.19	225.00	67,266.38
0000302323	TRANSIT POLICE LIEUTENANT	88,628.80	94,036.80	5,408.00	95,595.16	8,619.13	8,136.14	112,350.43
0000304340	*BUS OPERATOR	51,667.20	52,707.20	1,040.00	56,047.64	11,808.09	0.00	67,855.73
0000303397	SUPV BUS MAINTENANCE	55,848.00	58,988.80	3,140.80	58,762.59	15,256.66	1,359.40	75,378.65
0000341157	MOBILITY CUSTOMER CARE REP (DATE LAST EMPLOYED 25-Jan-2022)	38,571.00	40,930.50	2,359.50	25,186.60	8,557.42	2,361.59	36,105.61
0000322234	INSTRUCTOR BUS TECHNICAL	60,756.80	64,480.00	3,723.20	64,433.95	12,883.66	2,407.20	79,724.81
0000341881	*BUS OPERATOR	43,659.20	48,380.80	4,721.60	44,941.88	8,046.00	1,937.92	54,925.80
0000345484	*BUS OPERATOR	36,171.20	40,705.60	4,534.40	41,483.03	14,000.85	0.00	55,483.88
0000302930	*JOURNEYMAN ET-RADIO MAINT	56,700.80	57,844.80	1,144.00	67,412.80	51,451.26	225.00	119,089.06
0000339601	*BUS OPERATOR (DATE LAST EMPLOYED 03-Aug-2022)	47,424.00	52,187.20	4,763.20	61,187.43	16,229.24	0.00	77,416.67
0000302926	*SERVICEPERSON I (A) (DATE LAST EMPLOYED 01-Jan-2022)	40,248.00	40,248.00	0.00	26,944.96	493.43	0.00	27,438.39
0000340573	*BUS OPERATOR	43,659.20	48,380.80	4,721.60	30,879.60	2,955.25	0.00	33,834.85
0000330759	CJIT-POLICE DISPATCHER (DATE LAST EMPLOYED 11-May-2022)	46,176.00	49,004.80	2,828.80	43,060.61	4,861.06	2,744.74	50,666.41
0000346560	SAFETY OPERATIONAL OFFICER (DATE LAST EMPLOYED 26-May-2022)	85,429.50	85,429.50	0.00	69,297.82	2,029.26	3,560.44	74,887.52
0000319444	*BUS OPERATOR (DATE LAST EMPLOYED 01-Feb-2022)	51,147.20	51,147.20	0.00	30,812.52	230.19	0.00	31,042.71
0000342817	SUPV CAR REPAIR INSPECTION	58,968.00	62,587.20	3,619.20	62,178.95	10,565.96	0.00	72,744.91
0000346472	*BUS OPERATOR	36,899.20	36,899.20	0.00	39,237.50	6,436.04	0.00	45,673.54
0000305284	*JOURNEYMAN ET-RAIL CAR MAINT	56,180.80	57,844.80	1,664.00	61,690.19	5,725.92	225.00	67,641.11
0000330393	INSTRUCTOR ELECTRICAL POWER	63,814.40	67,724.80	3,910.40	67,836.58	41,130.78	5,057.60	114,024.96
0000346909	PROTECTIVE SPEC POLICE CADET	42,848.00	42,848.00	0.00	26,851.60	8,313.00	4,387.80	39,552.40
0000313261	CONTRACT PROFESSIONAL DISPATCH	0.00	0.00	0.00	65,104.39	5,645.15	0.00	70,749.54
0000341160	*BUS OPERATOR (DATE LAST EMPLOYED 06-Dec-2021)	43,659.20	47,424.00	3,764.80	19,306.72	3,023.43	1,430.24	23,760.39
0000322432	*JOURNEYMAN BODY REPAIR	56,180.80	57,324.80	1,144.00	60,499.33	122.37	225.00	60,846.70

MARTOC REPORT

EE NUMBER	TITLE	FY 21 BASE SALARY	FY 22 BASE SALARY	DIFFERENCE +/-	REGULAR EARNINGS	OVERTIME EARNINGS	OTHER EARNINGS	TOTAL EARNINGS
0000322811	*BUS OPERATOR	51,147.20	52,187.20	1,040.00	55,254.72	14,185.84	1,790.48	71,231.04
0000340140	*SERVICEPERSON I	39,166.40	39,956.80	790.40	38,304.07	361.44	0.00	38,665.51
0000302337	*JOURNEYMAN AUTOMOTIVE TECH	56,700.80	57,844.80	1,144.00	63,413.88	41,087.46	225.00	104,726.34
0000337433	*BUS OPERATOR	51,147.20	52,187.20	1,040.00	49,292.93	6,444.52	2,250.92	57,988.37
0000317676	EQUITY ADMINISTRATOR	77,950.08	82,697.68	4,747.60	81,312.83	0.00	5,604.80	86,917.63
0000344877	*BUS OPERATOR	39,894.40	44,532.80	4,638.40	41,352.30	7,101.41	1,278.74	49,732.45
0000339279	TRANSIT POLICE OFFICER SPECIAL	53,768.00	59,904.00	6,136.00	59,060.53	6,666.25	2,711.60	68,438.38
0000303865	PARKING SERVICES CASHIER PT	0.00	0.00	0.00	24,171.24	431.86	95.49	24,698.59
0000333592	*BUS OPERATOR	51,147.20	52,187.20	1,040.00	59,921.93	31,369.47	0.00	91,291.40
0000338975	*BUS OPERATOR	47,424.00	52,187.20	4,763.20	52,617.60	13,535.30	3,121.46	69,274.36
0000343597	*BUS OPERATOR	39,894.40	44,532.80	4,638.40	47,774.68	8,864.10	0.00	56,638.78
0000306420	*PT BUS OPERATOR	0.00	0.00	0.00	23,547.20	0.00	0.00	23,547.20
0000340735	*LIGHT RAIL OPERATOR	43,659.20	48,380.80	4,721.60	52,761.17	1,897.54	0.00	54,658.71
0000333475	*JOURNEYMAN RAIL CAR MECHANIC	55,328.00	49,732.80	-5,595.20	57,229.95	4,668.33	225.00	62,123.28
0000335992	*BUS OPERATOR	51,147.20	52,187.20	1,040.00	53,712.88	12,102.72	1,605.76	67,421.36
0000327899	*BUS OPERATOR	51,147.20	52,187.20	1,040.00	58,805.01	19,367.20	0.00	78,172.21
0000346178	*JOURNEYMAN BUS TECHNICIAN	48,755.20	52,811.20	4,056.00	52,981.33	5,616.86	225.00	58,823.19
0000341959	*JOURNEYMAN ET-RAIL CAR MAINT	53,060.80	49,732.80	-3,328.00	54,267.95	3,531.29	225.00	58,024.24
0000327019	COST ANALYST	70,093.92	74,362.86	4,268.94	73,114.76	0.00	2,776.80	75,891.56
0000339388	DIVISION DISPATCHER	47,424.00	56,576.00	9,152.00	37,442.25	2,585.93	1,088.00	41,116.18
0000340583	*SERVICEPERSON I	39,166.40	39,956.80	790.40	44,842.03	5,039.01	0.00	49,881.04
0000346429	TRANSIT POLICE OFFICER	39,291.20	45,531.20	6,240.00	39,864.63	6,701.59	5,200.16	51,766.38
0000315309	*SERVICEPERSON I	39,166.40	39,956.80	790.40	44,215.10	4,533.35	0.00	48,748.45
0000337179	RAIL SERVICES CONTROLLER (DATE LAST EMPLOYED 22-Nov-2021)	79,851.20	79,851.20	0.00	31,441.41	2,245.82	0.00	33,687.23
0000343693	*BUS OPERATOR	41,163.20	47,132.80	5,969.60	50,068.06	21,944.84	0.00	72,012.90
0000339202	*BUS OPERATOR	47,424.00	52,187.20	4,763.20	43,106.94	8,757.60	0.00	51,864.54
0000332987	*BUS OPERATOR	51,147.20	52,187.20	1,040.00	42,324.38	3,750.69	4,919.82	50,994.89
0000334292	*RAIL OPERATOR	51,147.20	52,187.20	1,040.00	36,300.91	1,676.77	0.00	37,977.68
0000340621	CRIMINAL JUSTICE INFO TECH REC (DATE LAST EMPLOYED 31-Mar-2022)	32,635.20	34,652.80	2,017.60	25,516.03	0.00	249.90	25,765.93
0000342314	*BUS OPERATOR	43,659.20	48,380.80	4,721.60	27,637.58	3,720.70	2,008.65	33,366.93
0000343096	*STATION AGENT	39,894.40	39,104.00	-790.40	44,944.58	3,980.46	2,867.04	51,792.08
0000302418	DISPATCHER-RAIL TRANSPORTATION	60,028.80	63,710.40	3,681.60	61,589.01	1,178.25	612.60	63,379.86
0000304953	*STATION AGENT	46,280.00	47,195.20	915.20	51,637.24	7,352.89	0.00	58,990.13
0000346811	*BUS OPERATOR (DATE LAST EMPLOYED 23-May-2022)	36,899.20	36,899.20	0.00	21,335.00	2,841.81	0.00	24,176.81

MARTOC REPORT

EE NUMBER	TITLE	FY 21	FY 22	DIFFERENCE	REGULAR	OVERTIME	OTHER	TOTAL
		BASE SALARY	BASE SALARY	+/-	EARNINGS	EARNINGS	EARNINGS	EARNINGS
0000346601	*BUS OPERATOR (DATE LAST EMPLOYED 05-Mar-2022)	36,899.20	36,899.20	0.00	25,955.54	3,336.88	0.00	29,292.42
0000343333	SVC DESK SUPPORT AGENT (DATE LAST EMPLOYED 09-Dec-2021)	42,295.50	43,582.50	1,287.00	19,897.91	0.00	2,386.09	22,284.00
0000302946	*BUS OPERATOR	51,667.20	52,707.20	1,040.00	57,631.19	11,238.17	0.00	68,869.36
0000305602	*BUS OPERATOR	51,667.20	52,707.20	1,040.00	56,948.20	27,737.42	0.00	84,685.62
0000347287	ENVIRO HEALTH SAFETY COORD III	92,650.22	92,650.22	0.00	50,096.85	0.00	0.00	50,096.85
0000344250	*SERVICEPERSON IV	37,752.00	40,539.20	2,787.20	36,849.13	2,196.40	0.00	39,045.53
0000330765	*JOURNEYMAN TRACK MAINTAINER	52,811.20	54,308.80	1,497.60	55,949.59	11,997.10	3,221.48	71,168.17
0000302417	SUPV STATION CARE (DATE LAST EMPLOYED 01-Dec-2021)	72,774.00	68,785.60	-3,988.40	22,930.26	49.61	7,441.99	30,421.86
0000332950	TRANSIT POLICE SERGEANT	72,758.40	77,209.60	4,451.20	74,798.72	8,192.57	2,613.21	85,604.50
0000302394	SR DIR OPS PLANNING & CONTROL	190,000.20	195,700.44	5,700.24	192,630.14	0.00	0.00	192,630.14
0000305478	SCHEDULE ANALYST III	59,861.62	69,858.36	9,996.74	61,573.88	0.00	3,478.14	65,052.02
0000333960	*JOURNEYMAN PAINTER	56,180.80	57,324.80	1,144.00	61,981.26	26,123.61	225.00	88,329.87
0000302427	RECORDS CENTER SPECIALIST SR	43,992.00	46,683.00	2,691.00	45,897.00	244.02	4,253.20	50,394.22
0000305252	*BUS OPERATOR	51,667.20	52,707.20	1,040.00	55,711.12	7,123.41	0.00	62,834.53
0000347400	SUPV BUS MAINTENANCE	57,262.40	57,262.40	0.00	26,681.03	3,523.86	0.00	30,204.89
0000333572	*BUS OPERATOR	51,147.20	52,187.20	1,040.00	27,597.00	161.19	0.00	27,758.19
0000345643	SR EXECUTIVE ADMINISTRATOR	72,500.22	76,915.80	4,415.58	75,623.20	0.00	0.00	75,623.20
0000302695	*BUS OPERATOR	51,667.20	52,707.20	1,040.00	56,919.63	32,463.69	0.00	89,383.32
0000329359	*JOURNEYMAN RAIL CAR MECHANIC	56,180.80	57,324.80	1,144.00	48,006.88	81.86	225.00	48,313.74
0000303718	MGR TRAIN CONTROL	89,124.36	94,552.38	5,428.02	92,966.62	0.00	12,451.62	105,418.24
0000320242	*RAIL OPERATOR	51,147.20	52,187.20	1,040.00	57,111.11	5,217.83	802.88	63,131.82
0000347060	PROTECTIVE SPEC POLICE CADET	42,848.00	42,848.00	0.00	16,504.80	13,729.90	9,311.20	39,545.90
0000321626	TRANSIT POLICE OFFICER	60,465.60	64,771.20	4,305.60	45,837.22	15,503.19	5,387.92	66,728.33
0000338616	*JOURNEYMAN SUPPORT EQUIPMENT (DATE LAST EMPLOYED 06-Jul-2022)	56,180.80	57,324.80	1,144.00	34,658.52	0.00	2,853.16	37,511.68
0000342207	*BUS OPERATOR	43,659.20	48,380.80	4,721.60	42,410.38	8,242.85	2,387.20	53,040.43
0000335566	*JOURNEYMAN ET-RAIL CAR MAINT	54,246.40	49,732.80	-4,513.60	52,552.13	2,907.75	4,165.24	59,625.12
0000346503	PRINCIPAL PLANNER/PROJ SCHED	93,058.42	93,058.42	0.00	74,461.26	0.00	0.00	74,461.26
0000345825	*BUS OPERATOR	36,171.20	40,705.60	4,534.40	43,017.43	20,172.23	0.00	63,189.66
0000303179	PARKING SERVICES CASHIER PT	0.00	0.00	0.00	28,063.03	2,699.31	251.43	31,013.77
0000335878	*REPROGRAPHICS SPEC III	43,014.40	45,656.00	2,641.60	48,076.40	170.39	0.00	48,246.79
0000341544	BENEFITS-CUSTOMER SVC REP	51,517.96	60,121.10	8,603.14	55,532.76	0.00	1,843.92	57,376.68
0000318006	*MATERIAL CONTROLLER	45,780.80	48,921.60	3,140.80	48,688.24	700.87	2,193.28	51,582.39
0000345900	ENTERPRISE ARCHITECT (DATE LAST EMPLOYED 26-Nov-2021)	90,000.30	92,700.40	2,700.10	40,899.00	0.00	4,576.56	45,475.56
0000308143	CONTRACT PROFESSIONAL	0.00	0.00	0.00	52,259.90	1,125.31	0.00	53,385.21

MARTOC REPORT

EE NUMBER	TITLE	FY 21	FY 22	DIFFERENCE	REGULAR	OVERTIME	OTHER	TOTAL
		BASE SALARY	BASE SALARY	+/-	EARNINGS	EARNINGS	EARNINGS	EARNINGS
0000332301	MAINTENANCE PLANNER-RAIL	62,608.00	66,456.00	3,848.00	65,344.96	1,087.71	6,194.52	72,627.19
0000334025	*RAIL OPERATOR	51,147.20	52,187.20	1,040.00	59,706.26	62,271.41	0.00	121,977.67
0000303480	*MATERIAL CONTROLLER	52,644.80	53,705.60	1,060.80	53,018.53	0.00	1,632.08	54,650.61
0000337167	TRANSIT POLICE DETECTIVE	51,708.80	59,904.00	8,195.20	45,180.45	37,534.96	19,206.40	101,921.81
0000334779	*RAIL OPERATOR	43,659.20	48,380.80	4,721.60	49,430.37	10,493.24	1,116.48	61,040.09
0000345605	*BUS OPERATOR (DATE LAST EMPLOYED 13-Jul-2022)	36,171.20	40,705.60	4,534.40	19,960.86	1,821.79	0.00	21,782.65
0000331770	DEPUTY CHIEF OF POLICE	131,549.08	140,915.58	9,366.50	139,622.42	0.00	16,312.11	155,934.53
0000306172	*JOURNEYMAN AA BUS TECHNICIAN	56,700.80	57,844.80	1,144.00	62,368.86	4,963.38	225.00	67,557.24
0000320368	SUPV STATION CARE	58,968.00	62,587.20	3,619.20	64,299.32	22,208.65	226.80	86,734.77
0000340922	*JOURNEYMAN ET-RADIO MAINT	56,180.80	57,324.80	1,144.00	61,557.06	77,842.28	225.00	139,624.34
0000304361	*BUS OPERATOR	51,667.20	52,707.20	1,040.00	60,608.54	36,973.45	682.88	98,264.87
0000333584	*JOURNEYMAN ET-RADIO MAINT	56,180.80	57,324.80	1,144.00	49,741.04	1,385.98	6,533.89	57,660.91
0000322975	*JOURNEYMAN ET-RADIO MAINT	56,180.80	57,324.80	1,144.00	56,190.52	12,041.78	10,195.48	78,427.78
0000306405	*JOURNEYMAN BODY REPAIR	56,700.80	57,844.80	1,144.00	62,377.02	14,388.59	225.00	76,990.61
0000345753	*BUS OPERATOR	36,171.20	40,705.60	4,534.40	42,312.81	7,307.41	0.00	49,620.22
0000306342	*JOURNEYMAN ET-RAIL CAR MAINT	56,700.80	57,844.80	1,144.00	66,087.73	13,521.98	225.00	79,834.71
0000347356	MGR BUILDINGS & SUPPORT EQUIP	83,850.00	83,850.00	0.00	41,925.00	0.00	0.00	41,925.00
0000304029	SUPV BUS TRANSPORTATION	62,441.60	66,268.80	3,827.20	67,122.18	16,022.98	4,020.90	87,166.06
0000342132	*SERVICEPERSON I	34,964.80	36,212.80	1,248.00	36,386.38	2,584.86	2,321.45	41,292.69
0000344061	*PT BUS OPERATOR	0.00	0.00	0.00	24,332.03	0.00	0.00	24,332.03
0000344425	MGR AUTOMATED PKG & REV CTRL	92,000.22	97,603.22	5,603.00	95,418.62	0.00	375.40	95,794.02
0000323749	SUPV BUS TRANSPORTATION	62,441.60	66,268.80	3,827.20	66,260.62	18,226.72	3,186.00	87,673.34
0000321310	*JOURNEYMAN BUS TECHNICIAN (DATE LAST EMPLOYED 04-Jan-2022)	55,328.00	55,328.00	0.00	31,692.87	6,982.51	225.00	38,900.38
0000343429	*BUS OPERATOR (DATE LAST EMPLOYED 04-Apr-2022)	39,894.40	44,532.80	4,638.40	38,986.12	13,501.48	0.00	52,487.60
0000304973	*RAIL OPERATOR (DATE LAST EMPLOYED 01-May-2022)	51,667.20	52,707.20	1,040.00	37,474.82	772.11	3,500.20	41,747.13
0000302885	SUPV CAR REPAIR INSPECTION (DATE LAST EMPLOYED 01-Jul-2022)	62,608.00	66,456.00	3,848.00	56,553.60	0.00	8,776.80	65,330.40
0000333337	TRANSIT POLICE OFFICER	60,465.60	64,771.20	4,305.60	64,320.04	11,404.33	7,666.00	83,390.37
0000339064	*BUS OPERATOR	47,424.00	52,187.20	4,763.20	56,105.10	14,817.43	0.00	70,922.53
0000306207	RAIL SERVICES CONTROLLER	86,632.00	91,915.20	5,283.20	91,374.79	11,202.86	8,957.37	111,535.02
0000302368	SUPV CAR REPAIR INSPECTION	60,736.00	64,459.20	3,723.20	67,239.18	7,564.11	4,958.40	79,761.69
0000347297	MGR IT PROJECT MGMT	125,000.20	125,000.20	0.00	67,307.98	0.00	0.00	67,307.98
0000339300	MGR IT STRATEGY & RELATIONS	127,504.00	134,563.26	7,059.26	134,730.95	0.00	0.00	134,730.95
0000345855	PARALEGAL (DATE LAST EMPLOYED 03-Feb-2022)	66,007.50	67,996.50	1,989.00	42,818.26	718.51	6,168.16	49,704.93
0000315408	*SERVICEPERSON IV	41,849.60	42,702.40	852.80	46,700.42	8,631.67	0.00	55,332.09

MARTOC REPORT

EE NUMBER	TITLE	FY 21	FY 22	DIFFERENCE	REGULAR	OVERTIME	OTHER	TOTAL
		BASE SALARY	BASE SALARY	+/-	EARNINGS	EARNINGS	EARNINGS	EARNINGS
0000347418	*JOURNEYMAN BUS TECHNICIAN	49,732.80	49,732.80	0.00	24,250.77	2,114.24	0.00	26,365.01
0000305539	*JOURNEYMAN RAIL CAR MECHANIC	56,700.80	57,844.80	1,144.00	49,822.24	0.00	13,926.50	63,748.74
0000303468	*BUS OPERATOR	51,667.20	52,707.20	1,040.00	53,945.32	4,227.44	6,800.48	64,973.24
0000305671	*JOURNEYMAN TRACK MECHANIC	56,180.80	57,844.80	1,664.00	63,318.51	27,759.52	225.00	91,303.03
0000334781	*BUS OPERATOR	43,659.20	48,380.80	4,721.60	48,121.05	8,826.27	1,600.72	58,548.04
0000338608	*JOURNEYMAN OVERHAULER	56,180.80	57,324.80	1,144.00	60,702.09	7,185.61	225.00	68,112.70
0000333778	*BUS OPERATOR	51,147.20	52,187.20	1,040.00	26,038.36	1,677.76	200.72	27,916.84
0000318796	*BUS OPERATOR	51,147.20	52,187.20	1,040.00	59,984.68	39,892.49	0.00	99,877.17
0000318196	*BUS OPERATOR	51,147.20	52,187.20	1,040.00	53,764.07	5,017.26	0.00	58,781.33
0000335474	REDUCED FARE REPRESENTATIVE	34,885.50	37,030.50	2,145.00	32,696.51	111.45	138.23	32,946.19
0000322743	SUPV STATION CARE	34,964.80	58,968.00	24,003.20	46,885.87	20,036.00	941.36	67,863.23
0000306279	*JOURNEYMAN ET-RAIL CAR MAINT	56,700.80	57,844.80	1,144.00	62,388.07	12,150.84	225.00	74,763.91
0000326723	*JOURNEYMAN ELEC POWER ELECT	56,180.80	57,324.80	1,144.00	62,423.47	10,655.73	225.00	73,304.20
0000326274	RAIL SERVICES CONTROLLER	76,835.20	82,264.00	5,428.80	83,063.85	17,972.65	2,664.09	103,700.59
0000342518	FIELD INSPECTOR III (DATE LAST EMPLOYED 06-May-2022)	57,778.50	61,308.00	3,529.50	56,637.05	10,736.19	2,755.41	70,128.65
0000346504	TRANSIT POLICE OFFICER (DATE LAST EMPLOYED 25-Feb-2022)	62,296.00	62,296.00	0.00	40,265.99	885.60	0.00	41,151.59
0000347417	*JOURNEYMAN BUS TECHNICIAN	49,732.80	49,732.80	0.00	25,069.68	1,768.99	0.00	26,838.67
0000335755	*BUS OPERATOR	51,147.20	52,187.20	1,040.00	53,495.45	33,832.65	1,196.32	88,524.42
0000345489	QA ENGINEER	91,168.22	96,720.78	5,552.56	95,098.17	0.00	0.00	95,098.17
0000321635	DIVISION DISPATCHER	62,379.20	66,185.60	3,806.40	64,737.04	5,272.63	5,234.16	75,243.83
0000330844	SR CONTRACT SPECIALIST	87,382.88	101,975.38	14,592.50	91,149.02	0.00	0.00	91,149.02
0000343524	*BUS OPERATOR	39,894.40	44,532.80	4,638.40	45,835.52	16,674.07	1,841.28	64,350.87
0000344670	*BUS OPERATOR	39,894.40	44,532.80	4,638.40	39,636.39	7,184.06	0.00	46,820.45
0000302744	GEN SUPT BUS MAINT	88,129.08	93,496.26	5,367.18	91,930.13	0.00	0.00	91,930.13
0000344900	*JOURNEYMAN BUS TECHNICIAN	51,771.20	53,352.00	1,580.80	56,314.41	1,619.96	225.00	58,159.37
0000327408	STRUCTURAL ENGINEER VI	95,604.34	101,427.04	5,822.70	99,725.11	0.00	0.00	99,725.11
0000320033	*JOURNEYMAN ET-RAIL CAR MAINT	56,180.80	57,324.80	1,144.00	58,590.40	514.69	1,953.64	61,058.73
0000343518	PROJECT MANAGER II	99,560.76	110,905.60	11,344.84	106,794.80	0.00	0.00	106,794.80
0000346487	CJIT-POLICE DISPATCHER	43,846.40	43,846.40	0.00	37,093.19	3,962.15	3,529.31	44,584.65
0000319667	*BUS OPERATOR	51,147.20	52,187.20	1,040.00	55,119.21	20,497.89	0.00	75,617.10
0000320893	*CUSTOMER INFORMATION OPERATOR (DATE LAST EMPLOYED 20-Dec-2021)	39,020.80	39,020.80	0.00	21,184.73	731.64	0.00	21,916.37
0000316073	TRANSIT POLICE MAJOR	108,924.40	115,558.30	6,633.90	112,518.80	0.00	7,112.74	119,631.54
0000331406	*BUS OPERATOR	51,147.20	52,187.20	1,040.00	55,179.54	21,645.76	2,376.64	79,201.94
0000338675	ENTERPRISE SYSTEMS ENGINEER	61,413.82	80,239.38	18,825.56	65,221.68	0.00	1,946.36	67,168.04

MARTOC REPORT

EE NUMBER	TITLE	FY 21	FY 22	DIFFERENCE	REGULAR	OVERTIME	OTHER	TOTAL
		BASE SALARY	BASE SALARY	+/-	EARNINGS	EARNINGS	EARNINGS	EARNINGS
0000346200	*BUS OPERATOR	40,705.60	40,705.60	0.00	38,080.26	6,474.36	0.00	44,554.62
0000322673	SUPV RAIL LINE	62,608.00	66,456.00	3,848.00	68,787.84	18,253.89	4,781.20	91,822.93
0000339670	BUYER PLANNER III	61,413.82	72,184.58	10,770.76	69,539.09	0.00	0.00	69,539.09
0000337220	*JOURNEYMAN RAIL CAR MECHANIC	48,755.20	57,324.80	8,569.60	55,010.60	1,601.93	225.00	56,837.53
0000344324	IT ASSET ANALYST	70,083.00	74,351.42	4,268.42	73,104.33	0.00	2,780.46	75,884.79
0000327975	*JOURNEYMAN SUPPORT EQUIPMENT	56,180.80	57,324.80	1,144.00	64,241.80	12,033.42	225.00	76,500.22
0000343784	*BUS OPERATOR	39,894.40	44,532.80	4,638.40	47,080.86	11,090.33	0.00	58,171.19
0000321772	*BUS OPERATOR (DATE LAST EMPLOYED 11-Nov-2021)	51,147.20	51,147.20	0.00	21,163.89	7,045.83	0.00	28,209.72
0000339599	*RAIL STATION CLEANER	34,964.80	35,672.00	707.20	26,570.37	970.78	2,934.57	30,475.72
0000331064	TRANSIT POLICE SERGEANT	64,708.80	71,406.40	6,697.60	53,996.23	23,346.81	6,984.44	84,327.48
0000322109	*SERVICEPERSON IV	41,849.60	42,702.40	852.80	47,336.48	29,913.23	0.00	77,249.71
0000321911	*JOURNEYMAN BUS TECHNICIAN	55,328.00	56,451.20	1,123.20	59,485.68	1,468.72	225.00	61,179.40
0000335353	*JOURNEYMAN ET-RAIL CAR MAINT	56,180.80	57,324.80	1,144.00	61,762.67	7,008.57	225.00	68,996.24
0000344993	*BUS OPERATOR	39,894.40	44,532.80	4,638.40	42,752.72	7,405.14	3,074.49	53,232.35
0000306387	*JOURNEYMAN ET-RAIL CAR MAINT	56,700.80	57,844.80	1,144.00	62,594.08	81.78	225.00	62,900.86
0000347158	*BUS OPERATOR (DATE LAST EMPLOYED 12-Jul-2022)	36,899.20	36,899.20	0.00	21,014.47	3,619.25	0.00	24,633.72
0000303591	BUS MECH ELEC ENGINEER	57,948.80	71,962.80	14,014.00	62,716.69	10,411.74	2,952.32	76,080.75
0000320053	SR INFORMATION SYSTEMS ANALYST (DATE LAST EMPLOYED 20-Jan-2022)	91,186.94	93,922.66	2,735.72	48,197.96	0.00	892.61	49,090.57
0000317051	*ENCODER CLERK	39,020.80	39,811.20	790.40	39,191.88	0.00	0.00	39,191.88
0000347329	DIR BUS MAINTENANCE	140,000.12	140,000.12	0.00	70,000.09	0.00	0.00	70,000.09
0000347294	*BUS OPERATOR	36,899.20	36,899.20	0.00	21,518.53	4,466.79	0.00	25,985.32
0000316178	INFORMATION SYS ANALYST III	81,149.64	86,091.98	4,942.34	84,648.67	0.00	5,240.10	89,888.77
0000303162	*JOURNEYMAN RAIL CAR MECHANIC	56,700.80	57,844.80	1,144.00	64,139.90	0.00	225.00	64,364.90
0000332789	TRANSIT POLICE OFFICER	58,156.80	64,771.20	6,614.40	54,469.86	472.55	0.00	54,942.41
0000331372	TRANSIT POLICE OFFICER	58,156.80	64,771.20	6,614.40	61,793.75	1,414.22	2,408.70	65,616.67
0000341684	DIR VERTICAL TRANSPORTATION	132,355.08	140,415.60	8,060.52	138,062.45	0.00	6,396.83	144,459.28
0000333436	PORTFOLIO MANAGER II (DATE LAST EMPLOYED 19-Nov-2021)	92,234.48	95,001.66	2,767.18	38,990.44	0.00	10,977.85	49,968.29
0000306645	TRANSIT POLICE CORPORAL (DATE LAST EMPLOYED 01-Apr-2022)	62,878.40	67,371.20	4,492.80	48,726.19	5,998.98	15,274.57	69,999.74
0000340529	*STATION AGENT	41,600.00	46,675.20	5,075.20	46,921.32	9,811.68	3,135.68	59,868.68
0000346767	SAFETY OPERATIONAL OFFICER	77,220.00	77,220.00	0.00	58,850.56	3,359.20	0.00	62,209.76
0000340456	*BUS OPERATOR	43,659.20	48,380.80	4,721.60	47,256.15	5,337.58	3,177.87	55,771.60
0000315785	TRANSIT POLICE LIEUTENANT	88,628.80	94,036.80	5,408.00	93,583.68	576.51	5,665.15	99,825.34
0000335991	BUILDING MAINT SPEC II	55,968.64	59,377.24	3,408.60	61,224.05	0.00	658.73	61,882.78
0000318195	*HOSTLER JUNIOR APPRENTICE	41,849.60	38,521.60	-3,328.00	46,935.32	5,812.49	0.00	52,747.81

MARTOC REPORT

EE NUMBER	TITLE	FY 21 BASE SALARY	FY 22 BASE SALARY	DIFFERENCE +/-	REGULAR EARNINGS	OVERTIME EARNINGS	OTHER EARNINGS	TOTAL EARNINGS
0000304093	*SERVICEPERSON I (A)	40,248.00	41,059.20	811.20	37,969.48	0.00	0.00	37,969.48
0000342726	TRANSIT POLICE OFFICER SPECIAL	45,947.20	53,268.80	7,321.60	41,871.96	25,856.55	11,899.10	79,627.61
0000342754	SUPV COMMUNICATIONS	51,542.40	54,704.00	3,161.60	47,712.08	10,032.96	8,772.00	66,517.04
0000344196	*JOURNEYMAN ET-RAIL CAR MAINT	53,227.20	57,324.80	4,097.60	59,168.98	5,764.81	225.00	65,158.79
0000347479	CONTRACT SPECIALIST I	57,746.78	57,746.78	0.00	24,209.26	0.00	0.00	24,209.26
0000305261	MGR HUMAN RESOURCES INFO SYS	98,840.04	104,859.56	6,019.52	103,279.75	0.00	6,042.93	109,322.68
0000329150	TRANSIT POLICE LIEUTENANT	73,195.20	84,011.20	10,816.00	88,311.99	5,335.57	4,614.00	98,261.56
0000321910	*JOURNEYMAN RAIL CAR MECHANIC	56,180.80	57,324.80	1,144.00	61,055.88	4,121.72	225.00	65,402.60
0000328795	*STATION AGENT	45,760.00	46,675.20	915.20	48,049.62	834.74	2,043.36	50,927.72
0000304859	*PT BUS OPERATOR	0.00	0.00	0.00	28,655.53	0.00	0.00	28,655.53
0000321944	SYSTEM SAFETY COORDINATOR	90,000.04	95,481.36	5,481.32	93,511.98	0.00	10,685.26	104,197.24
0000304988	*JOURNEYMAN BUS TECHNICIAN	55,848.00	56,971.20	1,123.20	65,150.69	12,264.92	225.00	77,640.61
0000344989	MGR CREATIVE SVCS/SR DESIGNER	91,000.26	96,542.68	5,542.42	94,922.49	0.00	0.00	94,922.49
0000320690	*BUS OPERATOR	51,147.20	52,187.20	1,040.00	55,060.63	20,624.64	0.00	75,685.27
0000303473	*JOURNEYMAN BUS TECHNICIAN	54,766.40	54,828.80	62.40	57,208.83	23,026.10	225.00	80,459.93
0000337998	*JOURNEYMAN ELEC POWER ELECT	56,180.80	57,324.80	1,144.00	60,994.29	5,919.24	225.00	67,138.53
0000317433	DATABASE ADMINISTRATOR III	85,698.86	90,918.10	5,219.24	89,390.93	0.00	9,982.24	99,373.17
0000324245	*SERVICEPERSON I	39,166.40	39,956.80	790.40	35,066.56	943.61	1,694.11	37,704.28
0000331998	CONTRACT PROFESSIONAL	0.00	0.00	0.00	177,672.16	139.05	0.00	177,811.21
0000335209	*BUS OPERATOR	51,147.20	52,187.20	1,040.00	23,652.35	4,515.11	0.00	28,167.46
0000322855	*JOURNEYMAN ELEC POWER ELECT	56,180.80	57,324.80	1,144.00	65,001.62	35,404.04	225.00	100,630.66
0000338516	TRANSIT POLICE OFFICER	53,768.00	59,904.00	6,136.00	46,075.71	19,544.21	15,046.03	80,665.95
0000329037	ARCHITECT IV	75,061.74	79,633.06	4,571.32	70,947.87	0.00	7,350.96	78,298.83
0000335221	*JOURNEYMAN SUPPORT EQUIPMENT	56,180.80	57,324.80	1,144.00	59,447.85	3,230.35	225.00	62,903.20
0000315409	ELECTRICAL ENGINEER VI	94,794.44	100,567.48	5,773.04	98,881.31	0.00	14,104.15	112,985.46
0000304325	*JOURNEYMAN SUPPORT EQUIPMENT	56,700.80	57,844.80	1,144.00	60,000.00	11,201.66	225.00	71,426.66
0000322344	MGR CIP MGMT OVERSIGHT (DATE LAST EMPLOYED 18-Mar-2022)	107,048.76	113,568.00	6,519.24	81,088.51	0.00	19,269.16	100,357.67
0000321021	*BUS OPERATOR	51,147.20	52,187.20	1,040.00	58,266.94	27,812.15	0.00	86,079.09
0000303209	SUPV STATION CARE	58,968.00	60,756.80	1,788.80	50,687.85	2,489.23	14,450.20	67,627.28
0000334703	HR INFO SYSTEMS SPEC II	46,000.50	56,381.52	10,381.02	50,458.39	72.90	0.00	50,531.29
0000317403	CONTRACT PROFESSIONAL	0.00	0.00	0.00	18,905.00	0.00	6,840.06	25,745.06
0000329425	LD BREEZE CARD FULFILLMENT AGT	36,894.00	39,156.00	2,262.00	33,725.31	0.00	2,363.20	36,088.51
0000303697	*STATION AGENT	46,280.00	47,195.20	915.20	53,076.63	15,355.49	0.00	68,432.12
0000326462	TRANSIT POLICE SERGEANT	72,758.40	77,209.60	4,451.20	67,560.04	23,871.74	10,306.40	101,738.18
0000306062	*JOURNEYMAN ET-RAIL CAR MAINT	56,700.80	57,844.80	1,144.00	66,712.72	8,143.13	225.00	75,080.85

METROPOLITAN ATLANTA RAPID TRANSIT AUTHORITY (MARTA)
MARTOC REPORT

EE NUMBER	TITLE	FY 21 BASE SALARY	FY 22 BASE SALARY	DIFFERENCE +/-	REGULAR EARNINGS	OVERTIME EARNINGS	OTHER EARNINGS	TOTAL EARNINGS
0000320740	*BUS OPERATOR	51,147.20	52,187.20	1,040.00	42,187.39	12,878.34	1,014.72	56,080.45
0000347084	*HOSTLER JUNIOR APPRENTICE	40,539.20	40,539.20	0.00	26,716.78	3,540.26	0.00	30,257.04
0000304937	*BUS OPERATOR (DATE LAST EMPLOYED 01-Apr-2022)	51,667.20	52,707.20	1,040.00	47,501.56	17,026.61	1,824.48	66,352.65
0000332200	*JOURNEYMAN RAIL CAR MECHANIC	53,227.20	55,536.00	2,308.80	53,797.09	4,769.35	5,262.62	63,829.06
0000315982	*BUS OPERATOR	51,147.20	52,187.20	1,040.00	51,600.04	519.84	4,793.28	56,913.16
0000321575	DIVISION DISPATCHER	62,379.20	66,185.60	3,806.40	65,728.18	8,700.94	6,271.00	80,700.12
0000304957	GEN SUPT RAIL CAR MAINTENANCE	92,955.20	98,616.44	5,661.24	96,961.77	0.00	13,492.57	110,454.34
0000330930	TRANSIT POLICE CORPORAL	60,465.60	67,371.20	6,905.60	65,750.04	7,062.01	1,245.60	74,057.65
0000303733	*BUS OPERATOR	51,667.20	52,707.20	1,040.00	50,878.28	1,755.14	4,797.30	57,430.72
0000334031	*BUS OPERATOR	51,147.20	52,187.20	1,040.00	59,086.55	27,218.79	0.00	86,305.34
0000309665	*BUS OPERATOR	51,147.20	52,187.20	1,040.00	45,227.01	7,894.71	2,870.14	55,991.86
0000341339	*BUS OPERATOR	43,659.20	48,380.80	4,721.60	49,393.37	16,926.91	3,679.01	69,999.29
0000343403	*BUS OPERATOR	39,894.40	44,532.80	4,638.40	43,640.75	7,545.41	0.00	51,186.16
0000331936	SUPV LIGHT RAIL TRANSPORTATION	58,968.00	62,587.20	3,619.20	60,578.71	3,996.90	3,774.08	68,349.69
0000344758	*JOURNEYMAN BUS TECHNICIAN	51,771.20	53,352.00	1,580.80	54,729.83	12,702.24	225.00	67,657.07
0000302108	*BUS OPERATOR	51,667.20	52,707.20	1,040.00	63,590.10	25,981.75	0.00	89,571.85
0000344093	*APPRENTICE MECHANIC	41,849.60	45,115.20	3,265.60	46,103.18	8,545.64	0.00	54,648.82
0000342816	RADIO COMMUNICATIONS ENGINEER (DATE LAST EMPLOYED 05-Nov-2021)	82,408.56	84,880.90	2,472.34	32,551.62	0.00	8,501.18	41,052.80
0000303768	SUPV RAIL LINE	62,441.60	66,268.80	3,827.20	64,087.76	2,851.81	7,423.20	74,362.77
0000324724	*JOURNEYMAN ET-TRAIN CONTROL	56,180.80	57,324.80	1,144.00	63,937.80	37,357.57	225.00	101,520.37
0000321952	*BUS OPERATOR	51,147.20	52,187.20	1,040.00	57,599.96	33,797.18	2,766.08	94,163.22
0000340781	*CUSTODIAN LIGHT RAIL OPS	34,964.80	35,672.00	707.20	38,888.26	4,774.35	0.00	43,662.61
0000307077	DIVISION DISPATCHER	62,441.60	66,268.80	3,827.20	65,904.66	6,842.45	9,155.49	81,902.60
0000305907	MGR CONSTRUCTION PROJECTS	84,964.36	94,645.98	9,681.62	91,229.58	0.00	5,048.87	96,278.45
0000334256	SR CONTRACT SPECIALIST	87,383.14	92,705.08	5,321.94	91,149.35	0.00	5,335.70	96,485.05
0000320827	SUPV STATION CARE	40,331.20	60,756.80	20,425.60	55,592.98	16,478.88	0.00	72,071.86
0000342115	*JOURNEYMAN AA BUS TECHNICIAN	53,060.80	55,348.80	2,288.00	35,593.20	1,480.07	1,235.99	38,309.26
0000302364	*JOURNEYMAN OVERHAULER	56,700.80	57,844.80	1,144.00	48,346.79	776.92	225.00	49,348.71
0000319374	TRANSIT POLICE MAJOR	106,287.22	112,760.18	6,472.96	111,556.28	0.00	15,036.96	126,593.24
0000334278	ELEV ESCALATOR SAFE INSPEC II	73,008.00	77,473.50	4,465.50	77,026.64	3,466.84	6,264.00	86,757.48
0000338623	SUPV BUS MAINTENANCE	57,262.40	60,777.60	3,515.20	64,572.90	20,974.15	0.00	85,547.05
0000338874	*JOURNEYMAN ET-RADIO MAINT	56,180.80	57,324.80	1,144.00	62,268.16	55,489.41	225.00	117,982.57
0000338333	DIR TECH INFRASTRUCTURE & PROD	152,406.02	163,257.64	10,851.62	160,462.88	0.00	11,721.08	172,183.96
0000345629	*JOURNEYMAN ET-RADIO MAINT	52,811.20	54,308.80	1,497.60	58,714.07	43,498.45	450.00	102,662.52

METROPOLITAN ATLANTA RAPID TRANSIT AUTHORITY (MARTA)
MARTOC REPORT

EE NUMBER	TITLE	FY 21	FY 22	DIFFERENCE +/-	REGULAR EARNINGS	OVERTIME EARNINGS	OTHER EARNINGS	TOTAL EARNINGS
		BASE SALARY	BASE SALARY					
0000306598	*BUS OPERATOR (DATE LAST EMPLOYED 01-Apr-2022)	51,667.20	52,707.20	1,040.00	54,530.15	10,291.23	0.00	64,821.38
0000322678	TRANSIT POLICE OFFICER	60,465.60	67,371.20	6,905.60	59,857.36	174.42	10,095.20	70,126.98
0000341497	TRANSIT POLICE OFFICER (DATE LAST EMPLOYED 15-Feb-2022)	49,691.20	55,390.40	5,699.20	35,214.97	10,410.41	2,461.85	48,087.23
0000344750	*BUS OPERATOR	39,894.40	44,532.80	4,638.40	46,352.08	11,404.86	0.00	57,756.94
0000322112	*BUS OPERATOR	51,147.20	52,187.20	1,040.00	56,140.70	15,012.34	2,585.36	73,738.40
0000302715	SUPV BUS TRANSPORTATION (DATE LAST EMPLOYED 19-Jul-2022)	62,441.60	66,268.80	3,827.20	64,033.93	13,442.56	5,732.61	83,209.10
0000331996	SUPT BUS TRANSPORTATION	68,685.76	83,162.30	14,476.54	77,655.91	0.00	10,643.36	88,299.27
0000346713	*JOURNEYMAN BUS TECHNICIAN	52,811.20	52,811.20	0.00	42,569.92	5,846.83	0.00	48,416.75
0000302317	*BUS OPERATOR	51,667.20	52,707.20	1,040.00	62,462.82	15,534.75	0.00	77,997.57
0000335293	*JOURNEYMAN ET-RAIL CAR MAINT	56,180.80	57,324.80	1,144.00	58,392.33	3,108.84	2,385.80	63,886.97
0000335298	*JOURNEYMAN ET-RAIL CAR MAINT	56,180.80	57,324.80	1,144.00	61,156.20	2,980.70	225.00	64,361.90
0000344531	*SERVICEPERSON I	35,484.80	38,272.00	2,787.20	40,178.25	2,354.78	998.24	43,531.27
0000332902	*RAIL OPERATOR	51,147.20	52,187.20	1,040.00	48,189.51	4,398.41	4,925.53	57,513.45
0000327458	SUPV BUS TRANSPORTATION	58,843.20	62,441.60	3,598.40	62,342.84	2,856.38	5,872.00	71,071.22
0000344925	*BUS OPERATOR (DATE LAST EMPLOYED 15-Jul-2022)	36,171.20	40,705.60	4,534.40	40,733.23	2,245.61	156.76	43,135.60
0000332183	GEN FOREMAN BLDGS & GROUNDS	69,933.76	74,193.08	4,259.32	72,664.13	0.00	285.36	72,949.49
0000344486	SR PROJECT MANAGER	99,560.76	120,000.14	20,439.38	106,900.58	0.00	2,760.90	109,661.48
0000342229	*BUS OPERATOR	43,659.20	48,380.80	4,721.60	49,665.18	7,465.93	186.08	57,317.19
0000320298	*BUS OPERATOR	51,147.20	52,187.20	1,040.00	49,039.71	2,075.31	3,036.10	54,151.12
0000344874	SUPV BUS MAINTENANCE	51,771.20	58,988.80	7,217.60	58,741.52	13,364.88	0.00	72,106.40
0000344308	SUPV BUS MAINTENANCE	41,849.60	58,988.80	17,139.20	56,257.33	14,623.17	2,722.56	73,603.06
0000321410	*BUS OPERATOR	51,147.20	52,187.20	1,040.00	53,130.62	28,726.24	6,442.61	88,299.47
0000305515	*BUS OPERATOR	51,667.20	52,707.20	1,040.00	57,978.44	29,630.87	0.00	87,609.31
0000330749	SUPV BUS TRANSPORTATION	58,843.20	62,441.60	3,598.40	59,459.93	5,408.19	1,876.00	66,744.12
0000337424	TRANSIT POLICE OFFICER	57,616.00	57,616.00	0.00	20,435.80	810.23	0.00	21,246.03
0000318891	*SERVICEPERSON IV	41,849.60	42,702.40	852.80	45,348.32	6,908.60	0.00	52,256.92
0000302712	*BUS OPERATOR	51,667.20	52,707.20	1,040.00	55,810.03	12,884.24	265.31	68,959.58
0000346718	*JOURNEYMAN BUS TECHNICIAN	52,811.20	52,811.20	0.00	38,527.14	258.57	0.00	38,785.71
0000343190	COMMUNICATIONS COORD IOC	45,593.60	48,380.80	2,787.20	47,753.82	1,746.43	744.32	50,244.57
0000339171	*JOURNEYMAN AA BUS TECHNICIAN	53,518.40	57,324.80	3,806.40	42,252.17	1,924.78	3,025.58	47,202.53
0000331993	SUPV RAIL LINE	51,147.20	60,756.80	9,609.60	58,038.51	16,933.31	0.00	74,971.82
0000344107	*BUS OPERATOR	39,894.40	44,532.80	4,638.40	47,273.31	8,360.07	0.00	55,633.38
0000337230	*BUS OPERATOR	51,147.20	52,187.20	1,040.00	49,895.91	3,551.95	3,572.96	57,020.82
0000323717	*RAIL STATION CLEANER	34,964.80	35,672.00	707.20	39,684.07	34,919.41	0.00	74,603.48

MARTOC REPORT

EE NUMBER	TITLE	FY 21 BASE SALARY	FY 22 BASE SALARY	DIFFERENCE +/-	REGULAR EARNINGS	OVERTIME EARNINGS	OTHER EARNINGS	TOTAL EARNINGS
0000344757	CONTRACT EMP PT	0.00	0.00	0.00	21,751.32	897.11	0.00	22,648.43
0000304883	*BUS OPERATOR	51,667.20	52,707.20	1,040.00	57,030.77	12,783.62	5,003.18	74,817.57
0000307079	SUPV BUS TRANSPORTATION	58,843.20	62,441.60	3,598.40	62,928.86	47,239.84	12,944.80	123,113.50
0000303520	MAINTENANCE PLANNER BUS	61,692.80	65,457.60	3,764.80	67,571.35	8,796.29	0.00	76,367.64
0000333961	*JOURNEYMAN BODY REPAIR	56,180.80	57,324.80	1,144.00	59,800.37	636.24	225.00	60,661.61
0000305265	*REVENUE AGENT	49,420.80	51,396.80	1,976.00	39,606.18	1,078.46	0.00	40,684.64
0000344245	TRANSIT POLICE OFFICER (DATE LAST EMPLOYED 07-Aug-2022)	45,947.20	53,268.80	7,321.60	51,174.58	8,167.24	3,072.80	62,414.62
0000323587	*PT BUS OPERATOR (DATE LAST EMPLOYED 27-Apr-2022)	0.00	0.00	0.00	19,878.48	0.00	848.84	20,727.32
0000338088	*JOURNEYMAN BUS TECHNICIAN	55,328.00	56,451.20	1,123.20	57,395.00	16,674.31	225.00	74,294.31
0000311004	MGR ENGRG REL & RAIL CAR REHAB	110,516.12	110,516.12	0.00	33,783.88	0.00	0.00	33,783.88
0000339749	*BUS OPERATOR	47,424.00	52,187.20	4,763.20	49,900.52	6,977.58	2,982.69	59,860.79
0000323905	SR LABOR RELATIONS SPECIALIST	87,177.22	101,735.14	14,557.92	90,934.50	0.00	13,814.28	104,748.78
0000342312	*SERVICEPERSON I	39,166.40	39,956.80	790.40	43,009.89	185.49	0.00	43,195.38
0000304115	PARKING SERVICES REP	26,091.00	30,127.50	4,036.50	29,011.99	3,056.00	1,439.41	33,507.40
0000321940	TRANSIT POLICE OFFICER	60,465.60	64,771.20	4,305.60	38,732.14	70,689.39	33,287.88	142,709.41
0000336471	*BUS OPERATOR	36,171.20	40,705.60	4,534.40	41,584.01	16,183.58	0.00	57,767.59
0000334711	*BUS OPERATOR	51,147.20	52,187.20	1,040.00	55,750.26	8,219.22	1,473.75	65,443.23
0000341418	CJIT-CALL TAKER	39,707.20	42,161.60	2,454.40	42,749.91	6,702.81	1,782.84	51,235.56
0000318191	SUPV COMMUNICATIONS	53,435.20	56,721.60	3,286.40	57,146.76	3,157.44	5,354.73	65,658.93
0000302722	*MATERIAL CONTROLLER	52,124.80	53,705.60	1,580.80	56,173.86	150.74	0.00	56,324.60
0000343296	*BUS OPERATOR	39,894.40	44,532.80	4,638.40	45,522.32	9,267.05	2,174.18	56,963.55
0000342235	*PT BUS OPERATOR	0.00	0.00	0.00	22,551.39	0.00	0.00	22,551.39
0000306546	MGR QUALITY ASSURANCE	101,218.52	111,678.58	10,460.06	108,447.73	0.00	9,203.16	117,650.89
0000344646	RAIL SERVICES CONTROLLER	71,552.00	75,940.80	4,388.80	75,058.42	1,366.28	0.00	76,424.70
0000341567	*BUS OPERATOR	43,659.20	48,380.80	4,721.60	49,078.66	6,566.38	2,232.96	57,878.00
0000305863	CERTIFICATION ANALYST	72,911.28	85,087.08	12,175.80	77,245.67	0.00	4,823.52	82,069.19
0000322546	*BUS OPERATOR	51,147.20	52,187.20	1,040.00	52,492.24	4,358.18	3,083.16	59,933.58
0000337669	*BUS OPERATOR	51,147.20	52,187.20	1,040.00	49,828.98	8,438.44	2,130.57	60,397.99
0000334958	*JOURNEYMAN PAINTER	56,180.80	57,324.80	1,144.00	60,486.06	548.19	225.00	61,259.25
0000328472	*JOURNEYMAN BUS TECHNICIAN	55,328.00	56,451.20	1,123.20	53,314.55	749.77	3,877.16	57,941.48
0000335382	*SERVICEPERSON IV	41,849.60	42,702.40	852.80	47,800.02	7,695.92	321.92	55,817.86
0000304089	MAINTENANCE PLANNER BUS	62,296.00	66,102.40	3,806.40	64,278.94	4,879.34	5,493.40	74,651.68
0000345070	*JOURNEYMAN AA BUS TECHNICIAN	54,059.20	55,348.80	1,289.60	57,218.76	5,798.52	1,685.48	64,702.76
0000303382	*SERVICEPERSON I (DATE LAST EMPLOYED 01-Jan-2022)	39,686.40	39,686.40	0.00	27,957.72	3,062.34	0.00	31,020.06

METROPOLITAN ATLANTA RAPID TRANSIT AUTHORITY (MARTA)
MARTOC REPORT

EE NUMBER	TITLE	FY 21	FY 22	DIFFERENCE	REGULAR	OVERTIME	OTHER	TOTAL
		BASE SALARY	BASE SALARY	+/-	EARNINGS	EARNINGS	EARNINGS	EARNINGS
0000305545	*BUS OPERATOR	51,667.20	52,707.20	1,040.00	57,822.23	42,876.76	0.00	100,698.99
0000344452	*JOURNEYMAN BUS TECHNICIAN	52,291.20	54,142.40	1,851.20	55,934.92	4,457.12	225.00	60,617.04
0000341614	*BUS OPERATOR (DATE LAST EMPLOYED 09-Jun-2022)	43,659.20	48,380.80	4,721.60	49,914.03	14,668.71	0.00	64,582.74
0000338783	SAFETY OPERATIONAL OFFICER	37,960.00	78,253.50	40,293.50	71,244.21	5,416.32	0.00	76,660.53
0000342763	TRANSIT POLICE OFFICER	47,798.40	53,268.80	5,470.40	43,320.75	8,710.84	6,776.63	58,808.22
0000333771	SUPV BUS TRANSPORTATION	58,843.20	62,441.60	3,598.40	62,418.95	12,960.40	8,538.60	83,917.95
0000303141	MGR SVC PLANNING & SCHEDULING	100,940.32	107,087.76	6,147.44	105,292.53	0.00	5,998.19	111,290.72
0000338820	*BUS OPERATOR	47,424.00	52,187.20	4,763.20	55,640.30	13,638.07	0.00	69,278.37
0000302594	BUSINESS ANALYST III	88,036.00	102,737.44	14,701.44	91,832.26	0.00	10,964.18	102,796.44
0000342685	IT BUSINESS ANALYST III	82,080.44	87,079.20	4,998.76	85,619.03	0.00	0.00	85,619.03
0000343219	*BUS OPERATOR (DATE LAST EMPLOYED 22-Jan-2022)	39,894.40	43,659.20	3,764.80	27,560.14	9,367.40	1,438.88	38,366.42
0000305999	CONTRACT EMP PT POLICE OFFICER	0.00	0.00	0.00	49,452.75	764.78	0.00	50,217.53
0000333517	*MATERIAL CONTROLLER	45,780.80	47,798.40	2,017.60	50,623.50	7,528.72	0.00	58,152.22
0000303596	PARKING SERVICES CASHIER PT	0.00	0.00	0.00	25,051.23	557.41	0.00	25,608.64
0000304140	*JOURNEYMAN ELEC POWER ELECT	56,700.80	57,844.80	1,144.00	60,806.24	281.59	225.00	61,312.83
0000319668	*BUS OPERATOR (DATE LAST EMPLOYED 27-Jun-2022)	51,147.20	52,187.20	1,040.00	57,561.86	10,200.45	1,580.40	69,342.71
0000323623	*BUS OPERATOR	51,147.20	52,187.20	1,040.00	58,776.00	24,170.34	196.72	83,143.06
0000342910	*JOURNEYMAN TRACK MAINTAINER	52,291.20	54,308.80	2,017.60	55,350.45	7,546.95	0.00	62,897.40
0000343695	*BUS OPERATOR (DATE LAST EMPLOYED 27-Apr-2022)	41,163.20	47,132.80	5,969.60	43,000.58	5,851.05	98.12	48,949.75
0000306122	*JOURNEYMAN RAIL CAR MECHANIC (DATE LAST EMPLOYED 01-Jan-2022)	56,700.80	56,700.80	0.00	35,503.72	0.00	0.00	35,503.72
0000306123	*SERVICEPERSON I	39,686.40	40,476.80	790.40	46,006.72	10,020.40	0.00	56,027.12
0000342741	*BUS OPERATOR	43,659.20	48,380.80	4,721.60	49,754.06	34,098.34	0.00	83,852.40
0000327734	SAFETY OPERATIONAL OFFICER	72,774.00	85,429.50	12,655.50	76,749.01	1,230.64	3,854.26	81,833.91
0000334850	*BUS OPERATOR	51,147.20	52,187.20	1,040.00	52,097.84	5,246.64	0.00	57,344.48
0000344409	ART IN TRANSIT COORD	64,632.88	68,569.28	3,936.40	67,417.43	0.00	0.00	67,417.43
0000331466	SUPV BUS TRANSPORTATION	56,576.00	60,611.20	4,035.20	59,543.13	6,076.30	0.00	65,619.43
0000344089	*JOURNEYMAN BUS TECHNICIAN	52,291.20	54,142.40	1,851.20	56,512.05	12,253.99	225.00	68,991.04
0000335143	TRANSIT POLICE OFFICER	58,156.80	64,771.20	6,614.40	64,605.25	7,616.25	2,443.60	74,665.10
0000302825	*BUS OPERATOR	43,659.20	44,532.80	873.60	24,007.98	2,629.13	167.92	26,805.03
0000319204	RESIDENT ENGINEER	98,600.58	109,835.96	11,235.38	105,874.27	0.00	0.00	105,874.27
0000333474	ELEV ESCALATOR SAFE INSPEC II	68,133.00	74,373.00	6,240.00	72,532.45	1,468.00	2,069.43	76,069.88
0000347292	*PT BUS OPERATOR (DATE LAST EMPLOYED 02-Aug-2022)	23,062.00	23,062.00	0.00	18,764.14	4,307.43	0.00	23,071.57
0000346463	SR IT COMPLIANCE ANALYST	96,820.10	96,820.10	0.00	84,453.66	0.00	0.00	84,453.66
0000346749	TRANSIT POLICE OFFICER	49,233.60	49,233.60	0.00	38,092.35	1,330.23	236.70	39,659.28

MARTOC REPORT

EE NUMBER	TITLE	FY 21	FY 22	DIFFERENCE	REGULAR	OVERTIME	OTHER	TOTAL
		BASE SALARY	BASE SALARY	+/-	EARNINGS	EARNINGS	EARNINGS	EARNINGS
0000332674	*RAIL STATION CLEANER	34,964.80	35,672.00	707.20	36,661.96	1,517.28	1,609.38	39,788.62
0000342761	SR RECRUITER	65,000.00	68,958.50	3,958.50	67,731.87	0.00	328.92	68,060.79
0000328638	*BUS OPERATOR	51,147.20	52,187.20	1,040.00	37,984.59	1,087.86	3,117.34	42,189.79
0000337873	*BUS OPERATOR	51,147.20	52,187.20	1,040.00	52,082.38	3,989.31	3,179.52	59,251.21
0000346301	AUDITOR III	72,300.02	74,469.20	2,169.18	73,300.57	0.00	2,864.20	76,164.77
0000304996	*JOURNEYMAN RAIL CAR MECHANIC	56,700.80	57,844.80	1,144.00	62,351.50	14,935.40	225.00	77,511.90
0000306099	*JOURNEYMAN RAIL CAR MECHANIC	56,700.80	57,844.80	1,144.00	64,828.37	23,775.38	225.00	88,828.75
0000332735	TRANSIT POLICE SERGEANT	62,192.00	68,681.60	6,489.60	68,318.25	16,337.79	2,464.00	87,120.04
0000320317	*INFORMATION SYSTEMS REC CLERK	39,020.80	39,811.20	790.40	42,475.07	455.81	0.00	42,930.88
0000335560	*RAIL STATION CLEANER	34,964.80	35,672.00	707.20	36,897.60	0.00	0.00	36,897.60
0000339799	*JOURNEYMAN BUS TECHNICIAN	53,227.20	56,451.20	3,224.00	39,348.91	12,032.03	435.00	51,815.94
0000346834	DEPARTMENT ADMINISTRATOR	70,040.36	70,040.36	0.00	49,480.03	0.00	0.00	49,480.03
0000341471	*BUS OPERATOR (DATE LAST EMPLOYED 23-Nov-2021)	43,659.20	43,659.20	0.00	18,026.28	1,316.10	2,169.11	21,511.49
0000320999	AUDITOR III	74,103.64	78,616.72	4,513.08	63,380.34	0.00	13,920.36	77,300.70
0000337180	SUPT LIGHT RAIL TRANSPORTATION	73,350.42	77,817.74	4,467.32	76,514.23	0.00	17,186.95	93,701.18
0000305677	FIELD INSPECTOR II	57,681.00	61,210.50	3,529.50	61,510.68	4,074.35	1,523.50	67,108.53
0000344319	SUPV CAR REPAIR INSPECTION	58,968.00	62,587.20	3,619.20	58,905.62	56.70	2,628.90	61,591.22
0000305270	DISPATCHER RADIO COMMUNICATION	58,448.00	62,025.60	3,577.60	60,367.43	2,333.92	4,812.82	67,514.17
0000346488	SR PERFORMANCE ANALYST	88,580.44	88,580.44	0.00	80,445.78	0.00	0.00	80,445.78
0000332366	TRANSIT POLICE DETECTIVE	62,878.40	70,075.20	7,196.80	66,216.86	9,475.13	1,245.60	76,937.59
0000303172	CONTRACT EMP PT POLICE OFFICER	0.00	0.00	0.00	54,363.28	2,549.25	2,178.45	59,090.98
0000341492	TRANSIT POLICE OFFICER	45,947.20	51,188.80	5,241.60	46,709.33	7,991.39	5,320.52	60,021.24
0000305283	*JOURNEYMAN RAIL CAR MECHANIC	56,700.80	57,844.80	1,144.00	65,109.75	0.00	225.00	65,334.75
0000324754	IT QUALITY ASSURANCE ENGINEER	86,338.98	105,520.22	19,181.24	92,969.39	0.00	5,130.60	98,099.99
0000343441	PROJECT MANAGER II (DATE LAST EMPLOYED 13-Aug-2021)	99,560.76	102,547.64	2,986.88	15,661.31	0.00	7,706.33	23,367.64
0000325878	*STATION AGENT	45,760.00	46,675.20	915.20	50,630.06	6,762.36	0.00	57,392.42
0000302872	*JOURNEYMAN RAIL CAR MECHANIC	56,700.80	57,844.80	1,144.00	62,973.21	12,618.41	225.00	75,816.62
0000319809	*JOURNEYMAN ET-RAIL CAR MAINT	56,180.80	57,324.80	1,144.00	64,949.42	13,042.11	225.00	78,216.53
0000346618	SCHEDULE ANALYST II	52,247.78	52,247.78	0.00	43,936.79	0.00	401.91	44,338.70
0000343268	*BUS OPERATOR	39,894.40	44,532.80	4,638.40	47,277.68	10,199.11	0.00	57,476.79
0000323169	*BUS OPERATOR	51,147.20	52,187.20	1,040.00	45,718.77	5,446.83	5,915.42	57,081.02
0000303208	MOBILITY MAINTENANCE FIELD INS	63,980.80	67,912.00	3,931.20	66,762.40	0.00	9,334.10	76,096.50
0000315251	*BUS OPERATOR	51,147.20	52,187.20	1,040.00	53,578.37	12,670.22	2,003.20	68,251.79
0000317857	*JOURNEYMAN ET-TELEPHONE MAINT	56,180.80	57,324.80	1,144.00	61,771.74	16,391.06	225.00	78,387.80
0000344538	*RAIL STATION CLEANER	33,092.80	35,672.00	2,579.20	34,217.22	750.21	2,440.39	37,407.82

METROPOLITAN ATLANTA RAPID TRANSIT AUTHORITY (MARTA)
MARTOC REPORT

EE NUMBER	TITLE	FY 21 BASE SALARY	FY 22 BASE SALARY	DIFFERENCE +/-	REGULAR EARNINGS	OVERTIME EARNINGS	OTHER EARNINGS	TOTAL EARNINGS
0000335646	*JOURNEYMAN AA BUS TECHNICIAN	55,328.00	57,324.80	1,996.80	53,906.10	4,947.05	225.00	59,078.15
0000302610	IT ASSET ANALYST	84,786.00	89,949.60	5,163.60	88,106.88	0.00	3,795.49	91,902.37
0000335581	FRAUD ANALYST	81,037.06	85,972.38	4,935.32	84,532.07	0.00	0.00	84,532.07
0000321898	*BUS OPERATOR	51,147.20	52,187.20	1,040.00	59,604.26	37,760.89	0.00	97,365.15
0000324895	OPTICAL NETWORK ENGINEER	94,813.16	100,587.50	5,774.34	98,900.09	0.00	0.00	98,900.09
0000345736	*BUS OPERATOR	36,171.20	40,705.60	4,534.40	37,969.59	8,798.42	1,260.82	48,028.83
0000323711	*BUS OPERATOR	51,147.20	52,187.20	1,040.00	49,409.20	15,723.50	5,280.38	70,413.08
0000323709	SUPV BUS TRANSPORTATION	60,548.80	64,251.20	3,702.40	51,041.67	1,355.13	4,798.40	57,195.20
0000322066	*CUSTOMER INFORMATION OPERATOR	39,020.80	39,811.20	790.40	42,839.73	2,369.11	0.00	45,208.84
0000315987	*BUS OPERATOR	51,147.20	52,187.20	1,040.00	53,830.60	9,849.49	4,823.79	68,503.88
0000338613	MAINTENANCE PLANNER BUS	57,262.40	64,126.40	6,864.00	61,667.09	10,415.95	0.00	72,083.04
0000328360	TRANSIT POLICE SERGEANT	69,971.20	77,209.60	7,238.40	75,295.52	4,360.92	1,732.50	81,388.94
0000333451	ENGINEERING SVCS COORDINATOR	76,532.56	98,000.24	21,467.68	79,831.39	0.00	1,819.13	81,650.52
0000328226	EMPLOYEE RELATIONS SPECIALIST (DATE LAST EMPLOYED 01-Oct-2021)	88,051.60	88,051.60	0.00	45,719.19	0.00	8,127.87	53,847.06
0000331881	CONTRACT PROFESSIONAL	0.00	0.00	0.00	169,770.30	0.00	0.00	169,770.30
0000303775	*BUS OPERATOR	51,667.20	52,707.20	1,040.00	57,686.30	17,300.49	0.00	74,986.79
0000304648	TRANSIT POLICE MAJOR	108,924.40	116,679.94	7,755.54	115,804.12	0.00	19,449.61	135,253.73
0000343544	MGR LEARNING & DEVELOPMENT	76,600.16	95,485.52	18,885.36	87,979.87	0.00	0.00	87,979.87
0000337574	DISPATCHER RADIO COMMUNICATION	57,116.80	60,611.20	3,494.40	60,065.35	9,303.53	7,367.22	76,736.10
0000329605	DIVISION DISPATCHER	62,441.60	66,268.80	3,827.20	57,652.30	9,892.42	4,345.24	71,889.96
0000302639	CONTRACT EMP PT POLICE OFFICER	0.00	0.00	0.00	47,558.89	16,716.93	9,609.90	73,885.72
0000306014	TRANSIT POLICE OFFICER	60,465.60	64,771.20	4,305.60	55,850.36	2,911.74	15,933.50	74,695.60
0000305513	DISPATCHER-RAIL TRANSPORTATION (DATE LAST EMPLOYED 01-Sep-2021)	60,611.20	62,441.60	1,830.40	11,956.96	757.64	11,467.34	24,181.94
0000303207	MOBILITY OPERATIONS PROGRAM MGR	82,735.90	88,626.98	5,891.08	87,108.50	0.00	7,567.62	94,676.12
0000331293	*BUS OPERATOR	47,424.00	52,187.20	4,763.20	48,631.28	1,931.30	3,273.87	53,836.45
0000341823	*BUS OPERATOR	43,659.20	48,380.80	4,721.60	48,408.15	12,961.47	0.00	61,369.62
0000305220	INSTRUCTOR RAIL OPERATIONS	72,774.00	63,336.00	-9,438.00	66,529.93	13,333.20	6,296.60	86,159.73
0000333473	*SERVICEPERSON II	39,166.40	39,956.80	790.40	42,999.55	165.70	0.00	43,165.25
0000346197	TRANSIT POLICE OFFICER	45,947.20	51,188.80	5,241.60	42,523.46	12,228.18	8,166.93	62,918.57
0000336179	*LIGHT RAIL OPERATOR (DATE LAST EMPLOYED 14-Jun-2022)	36,171.20	40,705.60	4,534.40	38,279.29	1,360.11	0.00	39,639.40
0000335963	DIR FACILITIES CAP DELIVERY	98,454.46	140,000.12	41,545.66	112,712.82	0.00	3,618.82	116,331.64
0000333044	MOBILITY CUSTOMER CARE REP	42,178.50	44,752.50	2,574.00	44,582.18	5,944.91	1,873.86	52,400.95
0000341626	*BUS OPERATOR	43,659.20	48,380.80	4,721.60	45,051.32	6,406.55	2,366.52	53,824.39
0000304116	CONTRACT SPECIALIST III	79,233.44	84,059.04	4,825.60	63,252.85	0.00	3,738.26	66,991.11

METROPOLITAN ATLANTA RAPID TRANSIT AUTHORITY (MARTA)
MARTOC REPORT

EE NUMBER	TITLE	FY 21 BASE SALARY	FY 22 BASE SALARY	DIFFERENCE +/-	REGULAR EARNINGS	OVERTIME EARNINGS	OTHER EARNINGS	TOTAL EARNINGS
0000305223	(DATE LAST EMPLOYED 01-Apr-2022) *BUS OPERATOR	51,667.20	52,707.20	1,040.00	55,895.10	9,144.18	1,788.48	66,827.76
0000344328	SUPV CAR REPAIR INSPECTION (DATE LAST EMPLOYED 01-Jul-2022)	57,262.40	60,756.80	3,494.40	41,700.45	5,581.75	4,147.72	51,429.92
0000328570	SUPV RAIL LINE	51,147.20	62,587.20	11,440.00	59,914.19	20,343.76	6,081.19	86,339.14
0000335447	FOREMAN POWER (DATE LAST EMPLOYED 03-May-2022)	57,179.20	61,339.20	4,160.00	49,402.62	8,948.86	4,398.24	62,749.72
0000336902	ACCOUNTANT II	50,739.00	56,650.36	5,911.36	54,668.27	2,274.54	3,729.94	60,672.75
0000320046	*JOURNEYMAN SUPPORT EQUIPMENT	56,180.80	57,324.80	1,144.00	56,413.69	4,006.38	3,929.16	64,349.23
0000304054	*REVENUE AGENT	51,376.00	52,395.20	1,019.20	56,136.51	1,561.99	0.00	57,698.50
0000346102	*BUS OPERATOR	40,705.60	40,705.60	0.00	30,562.76	7,438.14	283.84	38,284.74
0000306636	TRANSIT POLICE SERGEANT (DATE LAST EMPLOYED 01-May-2022)	72,758.40	77,209.60	4,451.20	57,808.83	22,671.28	24,488.30	104,968.41
0000346355	*JOURNEYMAN ET-RADIO MAINT	48,755.20	53,872.00	5,116.80	50,109.17	1,257.68	225.00	51,591.85
0000327897	ADMINISTRATIVE ASSISTANT	36,640.50	38,902.50	2,262.00	38,240.28	0.00	2,147.30	40,387.58
0000342265	SUPV STATION CARE	43,659.20	60,756.80	17,097.60	56,981.72	19,989.97	0.00	76,971.69
0000302879	*BUS OPERATOR	51,147.20	52,707.20	1,560.00	57,175.55	21,687.03	0.00	78,862.58
0000345961	*BUS OPERATOR	36,171.20	40,705.60	4,534.40	41,463.53	12,655.98	0.00	54,119.51
0000320557	CONTRACT SPECIALIST III	76,532.56	81,193.58	4,661.02	79,831.62	0.00	6,802.84	86,634.46
0000338334	*JOURNEYMAN OVERHAULER	56,180.80	57,324.80	1,144.00	43,795.07	2,501.85	225.00	46,521.92
0000319700	AGM LABOR RELATIONS	175,654.18	186,351.62	10,697.44	189,725.40	0.00	0.00	189,725.40
0000338149	*BUS OPERATOR	51,147.20	52,187.20	1,040.00	49,749.81	9,864.54	3,978.40	63,592.75
0000330389	*JOURNEYMAN ELEC POWER ELECT	56,180.80	57,324.80	1,144.00	53,516.02	971.09	4,127.65	58,614.76
0000334605	*RAIL OPERATOR	51,147.20	52,187.20	1,040.00	25,552.92	272.95	3,368.24	29,194.11
0000346908	*SERVICEPERSON I	38,272.00	38,272.00	0.00	29,793.78	1,463.60	0.00	31,257.38
0000302090	SUPV CAR REPAIR INSPECTION	58,968.00	62,587.20	3,619.20	61,814.76	9,142.42	5,295.84	76,253.02
0000346630	ENTERPRISE SYSTEMS ENGINEER	90,640.42	90,640.42	0.00	75,214.50	0.00	464.83	75,679.33
0000335931	*BUS OPERATOR	51,147.20	52,187.20	1,040.00	53,210.44	3,040.80	3,198.83	59,450.07
0000317514	BUSINESS ANALYST III	88,890.88	103,735.06	14,844.18	92,722.83	0.00	4,695.28	97,418.11
0000302198	DIR CUSTOMER SERVICES	110,403.80	128,750.44	18,346.64	122,295.08	0.00	2,355.29	124,650.37
0000335110	DISPATCHER RADIO COMMUNICATION	57,116.80	60,611.20	3,494.40	59,164.73	7,055.92	9,361.46	75,582.11
0000339942	*BUS OPERATOR	47,424.00	52,187.20	4,763.20	30,003.27	6,216.60	182.40	36,402.27
0000341957	*JOURNEYMAN RAIL CAR MECHANIC	48,755.20	57,324.80	8,569.60	52,705.85	2,852.46	225.00	55,783.31
0000333983	IT QUALITY ASSURANCE ENGINEER	96,160.22	102,016.72	5,856.50	100,308.15	0.00	13,165.43	113,473.58
0000344055	CERTIFICATION ANALYST	63,340.42	67,198.04	3,857.62	66,070.42	0.00	0.00	66,070.42
0000336343	*BUS OPERATOR	51,147.20	52,187.20	1,040.00	53,729.33	13,983.84	5,019.68	72,732.85
0000322551	*BUS OPERATOR	51,147.20	52,187.20	1,040.00	56,520.65	15,443.70	0.00	71,964.35
0000307703	GRANT COORDINATOR	67,144.74	69,159.22	2,014.48	47,802.66	0.00	4,968.87	52,771.53

METROPOLITAN ATLANTA RAPID TRANSIT AUTHORITY (MARTA)
MARTOC REPORT

EE NUMBER	TITLE	FY 21 BASE SALARY	FY 22 BASE SALARY	DIFFERENCE +/-	REGULAR EARNINGS	OVERTIME EARNINGS	OTHER EARNINGS	TOTAL EARNINGS
0000331450	(DATE LAST EMPLOYED 01-Mar-2022) *JOURNEYMAN TRACK MAINTAINER	56,180.80	57,324.80	1,144.00	61,893.19	8,497.11	0.00	70,390.30
0000305818	*JOURNEYMAN ET-RAIL CAR MAINT	56,180.80	57,844.80	1,664.00	57,212.41	6,636.19	3,059.64	66,908.24
0000346717	*JOURNEYMAN ET-TRAIN CONTROL	49,732.80	49,732.80	0.00	42,872.40	1,465.34	0.00	44,337.74
0000332247	*BUS OPERATOR	51,147.20	52,187.20	1,040.00	52,920.53	4,688.47	3,564.96	61,173.96
0000345089	*SERVICEPERSON I (A) (DATE LAST EMPLOYED 05-Apr-2022)	37,502.40	40,539.20	3,036.80	25,476.39	954.10	814.42	27,244.91
0000303526	TRANSIT POLICE LIEUTENANT	82,347.20	94,036.80	11,689.60	82,902.33	9,229.72	23,606.90	115,738.95
0000345650	*JOURNEYMAN ET-HVAC	48,755.20	54,308.80	5,553.60	56,086.45	1,137.56	450.00	57,674.01
0000334476	*BUS OPERATOR	51,147.20	52,187.20	1,040.00	48,668.67	1,901.43	1,995.20	52,565.30
0000343942	*BUS OPERATOR	39,894.40	44,532.80	4,638.40	46,078.11	12,666.56	0.00	58,744.67
0000305571	ENGINEERING SVCS COORDINATOR (DATE LAST EMPLOYED 01-Apr-2022)	105,739.14	112,178.82	6,439.68	86,136.87	0.00	12,705.16	98,842.03
0000338538	*BUS OPERATOR	47,424.00	52,187.20	4,763.20	56,975.08	16,490.38	200.72	73,666.18
0000320582	*SERVICEPERSON I (DATE LAST EMPLOYED 01-Jan-2022)	39,166.40	39,166.40	0.00	25,200.37	3,813.09	0.00	29,013.46
0000344309	*SERVICEPERSON I	39,166.40	39,956.80	790.40	42,852.60	3,388.52	0.00	46,241.12
0000326789	MGR ITS APPLICATIONS	101,586.68	120,404.96	18,818.28	110,087.77	0.00	15,734.64	125,822.41
0000338674	TRANSIT POLICE SERGEANT	55,931.20	63,481.60	7,550.40	62,349.00	9,164.47	610.40	72,123.87
0000303653	*BUS OPERATOR (DATE LAST EMPLOYED 01-Dec-2021)	51,667.20	51,667.20	0.00	23,268.96	4,738.40	794.88	28,802.24
0000334245	*JOURNEYMAN OVERHAULER	55,328.00	57,324.80	1,996.80	62,155.81	11,872.45	225.00	74,253.26
0000337719	*SECRETARY (N9)	37,128.00	41,745.60	4,617.60	37,718.57	544.22	2,935.67	41,198.46
0000343132	PROJECT ENGINEER	67,074.80	71,159.92	4,085.12	73,465.64	0.00	2,657.20	76,122.84
0000344316	*BUS OPERATOR	39,894.40	44,532.80	4,638.40	42,855.44	7,884.08	1,132.77	51,872.29
0000303841	SUPV BUS TRANSPORTATION	62,441.60	66,268.80	3,827.20	61,922.69	17,944.43	11,937.79	91,804.91
0000304366	*JOURNEYMAN BUS TECHNICIAN	55,848.00	56,971.20	1,123.20	60,674.44	11,033.36	225.00	71,932.80
0000342680	*BUS OPERATOR (DATE LAST EMPLOYED 06-Apr-2022)	43,659.20	44,532.80	873.60	31,837.61	6,956.54	0.00	38,794.15
0000330290	*JOURNEYMAN ET-TRAIN CONTROL	56,180.80	57,324.80	1,144.00	64,484.09	36,068.32	225.00	100,777.41
0000305473	CONTRACT EMP PT POLICE OFFICER	0.00	0.00	0.00	14,479.10	2,781.00	2,781.00	20,041.10
0000332928	*JOURNEYMAN SUPPORT EQUIPMENT	56,180.80	57,324.80	1,144.00	61,183.88	7,494.51	225.00	68,903.39
0000345301	TRANSIT POLICE OFFICER	42,515.20	49,233.60	6,718.40	44,817.90	16,100.03	4,880.50	65,798.43
0000319450	*JOURNEYMAN ET-RAIL CAR MAINT	53,227.20	57,324.80	4,097.60	59,401.82	806.09	225.00	60,432.91
0000304696	SUPT STATION ZONE SERVICES	72,339.54	82,813.12	10,473.58	81,204.80	0.00	13,367.19	94,571.99
0000343380	*BUS OPERATOR (DATE LAST EMPLOYED 04-Feb-2022)	39,894.40	44,532.80	4,638.40	28,199.86	6,613.66	0.00	34,813.52
0000321432	SUPT BUS TRANSPORTATION	84,627.66	89,781.64	5,153.98	85,238.06	0.00	15,652.61	100,890.67
0000302078	ELECTRICAL ENGINEER VI	101,643.62	107,833.96	6,190.34	106,024.94	0.00	2,147.56	108,172.50
0000331717	INSTRUCTOR CAR MAINT MECH	62,587.20	66,414.40	3,827.20	62,572.00	95.79	0.00	62,667.79
0000339455	*JOURNEYMAN BUS TECHNICIAN	53,518.40	53,518.40	0.00	32,166.88	723.68	225.00	33,115.56

METROPOLITAN ATLANTA RAPID TRANSIT AUTHORITY (MARTA)
MARTOC REPORT

EE NUMBER	TITLE	FY 21 BASE SALARY	FY 22 BASE SALARY	DIFFERENCE +/-	REGULAR EARNINGS	OVERTIME EARNINGS	OTHER EARNINGS	TOTAL EARNINGS
	(DATE LAST EMPLOYED 31-Dec-2021)							
0000337440	*BUS OPERATOR	51,147.20	52,187.20	1,040.00	48,686.94	11,924.87	5,154.72	65,766.53
0000346548	*BUS OPERATOR	36,899.20	36,899.20	0.00	34,985.99	5,229.79	0.00	40,215.78
0000342311	*BUS OPERATOR	43,659.20	48,380.80	4,721.60	40,788.94	3,652.16	2,930.64	47,371.74
0000341480	*BUS OPERATOR	43,659.20	48,380.80	4,721.60	38,020.45	6,089.80	1,244.40	45,354.65
0000334479	SUPV RAIL LINE	51,147.20	62,587.20	11,440.00	59,890.49	12,756.17	590.16	73,236.82
0000338153	SUPV STATION CARE	51,147.20	60,756.80	9,609.60	57,029.47	19,265.38	281.56	76,576.41
0000330752	SAFETY OPERATIONAL OFFICER	63,169.60	76,791.00	13,621.40	66,745.28	1,119.08	8,565.84	76,430.20
0000327792	SUPV RAIL LINE	60,736.00	64,459.20	3,723.20	47,553.25	3,545.92	9,168.80	60,267.97
	(DATE LAST EMPLOYED 25-Apr-2022)							
0000321979	*JOURNEYMAN RAIL CAR MECHANIC	56,180.80	57,324.80	1,144.00	57,842.30	0.00	225.00	58,067.30
0000319893	*JOURNEYMAN ET-TRAIN CONTROL	56,180.80	57,324.80	1,144.00	60,254.91	15,491.37	2,655.90	78,402.18
0000344468	PROTECTIVE SPEC POLICE CADET	31,200.00	42,848.00	11,648.00	28,469.35	20,934.82	10,907.70	60,311.87
0000337722	DIR ARTS IN TRANSIT	114,000.12	123,291.48	9,291.36	121,404.21	0.00	0.00	121,404.21
0000336726	TECHNICAL WRITER	74,666.02	82,400.24	7,734.22	79,726.56	0.00	0.00	79,726.56
	(DATE LAST EMPLOYED 01-Jul-2022)							
0000317521	TRANSIT POLICE OFFICER SPECIAL	62,878.40	67,371.20	4,492.80	64,995.00	18,469.54	1,494.72	84,959.26
0000302689	*JOURNEYMAN AA BUS TECHNICIAN	56,700.80	57,844.80	1,144.00	63,940.33	12,735.17	225.00	76,900.50
0000306263	*JOURNEYMAN ELEC POWER ELECT	56,700.80	57,844.80	1,144.00	60,812.35	936.55	225.00	61,973.90
0000329358	*BUS OPERATOR	51,147.20	52,187.20	1,040.00	41,210.73	8,075.93	0.00	49,286.66
0000321577	SCOPING & SCREENING ANALYST	60,432.06	64,112.62	3,680.56	63,038.28	0.00	478.81	63,517.09
0000328287	*RAIL OPERATOR	51,147.20	52,187.20	1,040.00	53,003.78	4,594.21	3,576.96	61,174.95
0000306348	PURCHASE CARD ADMINISTRATOR	72,639.58	77,063.48	4,423.90	75,771.11	0.00	8,762.46	84,533.57
	(DATE LAST EMPLOYED 01-Jul-2022)							
0000304663	*RAIL OPERATOR	51,667.20	52,707.20	1,040.00	29,649.17	3,982.86	0.00	33,632.03
	(DATE LAST EMPLOYED 01-May-2022)							
0000337158	*BUS OPERATOR	51,147.20	52,187.20	1,040.00	52,008.50	8,149.13	4,183.12	64,340.75
0000344254	*BUS OPERATOR	39,894.40	44,532.80	4,638.40	45,841.02	8,540.84	1,641.44	56,023.30
0000328356	DIVISION DISPATCHER	62,379.20	66,185.60	3,806.40	65,392.75	1,645.63	0.00	67,038.38
0000320494	BREEZE MEDIA DIST AGENT	44,733.00	47,463.00	2,730.00	46,850.77	258.08	3,082.05	50,190.90
0000302776	CONTRACT EMP PT POLICE OFFICER	0.00	0.00	0.00	45,355.93	270.38	0.00	45,626.31
0000306003	*BUS OPERATOR	51,667.20	52,707.20	1,040.00	51,184.43	2,691.93	6,633.76	60,510.12
0000341811	*BUS OPERATOR	43,659.20	48,380.80	4,721.60	47,456.05	8,602.30	1,661.68	57,720.03
0000333956	*JOURNEYMAN BODY REPAIR	56,180.80	57,324.80	1,144.00	62,053.74	22,560.11	770.70	85,384.55
0000333959	*JOURNEYMAN BODY REPAIR	56,180.80	57,324.80	1,144.00	61,430.58	11,699.43	225.00	73,355.01
0000341993	*JOURNEYMAN BODY REPAIR	56,180.80	57,324.80	1,144.00	61,648.88	26,939.38	225.00	88,813.26
0000333597	*JOURNEYMAN BODY REPAIR	56,180.80	57,324.80	1,144.00	61,229.66	24,395.20	225.00	85,849.86
0000318545	*JOURNEYMAN STRUCTURAL INSPECT	56,180.80	57,324.80	1,144.00	62,966.06	21,451.71	0.00	84,417.77
0000327118	SUPV BUS TRANSPORTATION	62,441.60	66,268.80	3,827.20	57,368.37	15,506.54	13,226.78	86,101.69

METROPOLITAN ATLANTA RAPID TRANSIT AUTHORITY (MARTA)
MARTOC REPORT

EE NUMBER	TITLE	FY 21 BASE SALARY	FY 22 BASE SALARY	DIFFERENCE +/-	REGULAR EARNINGS	OVERTIME EARNINGS	OTHER EARNINGS	TOTAL EARNINGS
0000339544	*BUS OPERATOR	47,424.00	52,187.20	4,763.20	53,145.45	22,010.07	2,626.96	77,782.48
0000323633	SR FINANCIAL ANALYST (DATE LAST EMPLOYED 20-May-2022)	86,724.04	105,398.80	18,674.76	86,608.54	0.00	8,228.78	94,837.32
0000314813	*BUS OPERATOR	51,147.20	52,187.20	1,040.00	50,472.27	10,380.83	4,970.00	65,823.10
0000315389	*BUS OPERATOR	51,147.20	52,187.20	1,040.00	36,126.72	350.05	4,773.54	41,250.31
0000303661	CONTRACT PROFESSIONAL DISPATCH	0.00	0.00	0.00	40,917.42	3,322.13	0.00	44,239.55
0000302436	*JOURNEYMAN SUPPORT EQUIPMENT	56,700.80	57,844.80	1,144.00	66,916.99	33,252.54	225.00	100,394.53
0000330396	*BUS OPERATOR	51,147.20	52,187.20	1,040.00	44,794.72	3,168.72	5,961.60	53,925.04
0000344203	*BUS OPERATOR	39,894.40	44,532.80	4,638.40	31,855.44	4,825.32	1,534.40	38,215.16
0000341883	*BUS OPERATOR	43,659.20	48,380.80	4,721.60	40,984.57	9,599.24	3,452.35	54,036.16
0000334416	*MATERIAL CONTROLLER	41,849.60	47,798.40	5,948.80	46,200.41	4,684.73	1,608.40	52,493.54
0000342128	*MATERIAL CONTROLLER	48,942.40	52,104.00	3,161.60	54,569.17	10,056.58	0.00	64,625.75
0000332905	*BUS OPERATOR	51,147.20	52,187.20	1,040.00	60,696.33	28,474.90	1,627.68	90,798.91
0000342618	*BUS OPERATOR	43,659.20	48,380.80	4,721.60	41,461.38	8,175.14	3,682.20	53,318.72
0000305177	TRANSIT POLICE SERGEANT	60,465.60	74,235.20	13,769.60	72,813.79	10,894.56	6,902.00	90,610.35
0000334987	*JOURNEYMAN RAIL CAR MECHANIC	56,180.80	57,324.80	1,144.00	52,713.76	121.55	445.48	53,280.79
0000320099	*JOURNEYMAN SUPPORT EQUIPMENT	56,180.80	57,324.80	1,144.00	59,670.81	1,562.67	225.00	61,458.48
0000304968	*JOURNEYMAN RAIL CAR MECHANIC	56,180.80	57,844.80	1,664.00	61,823.77	4,614.58	225.00	66,663.35
0000318400	*SERVICEPERSON IV	41,849.60	42,702.40	852.80	45,017.66	3,589.72	164.24	48,771.62
0000342647	*BUS OPERATOR	39,894.40	44,532.80	4,638.40	44,922.04	8,791.41	0.00	53,713.45
0000333871	*BUS OPERATOR	51,147.20	52,187.20	1,040.00	47,028.71	3,281.10	0.00	50,309.81
0000317637	RECRUITING OFFICER II	64,173.72	68,082.04	3,908.32	66,938.46	0.00	6,013.34	72,951.80
0000321866	*RAIL STATION CLEANER	34,964.80	35,672.00	707.20	39,432.60	4,972.74	0.00	44,405.34
0000329347	*JOURNEYMAN ET-RAIL CAR MAINT	55,328.00	49,732.80	-5,595.20	56,172.60	3,603.65	225.00	60,001.25
0000332415	ENGINEERING CAD SPECIALIST III	70,626.40	74,927.84	4,301.44	73,668.65	0.00	2,797.90	76,466.55
0000320451	*RAIL STATION CLEANER	34,964.80	35,672.00	707.20	36,750.57	75.65	0.00	36,826.22
0000334840	FOREMAN SIGN SHOP	58,988.80	62,608.00	3,619.20	61,109.68	7,115.06	3,351.84	71,576.58
0000339291	*RAIL OPERATOR	47,424.00	52,187.20	4,763.20	45,749.73	3,275.59	3,197.24	52,222.56
0000343886	*BUS OPERATOR	39,894.40	44,532.80	4,638.40	43,639.07	2,845.29	2,767.46	49,251.82
0000304908	CAPITAL PROJECT COORDINATOR	70,645.12	74,947.60	4,302.48	73,687.77	0.00	8,647.83	82,335.60
0000340593	*BUS OPERATOR	43,659.20	48,380.80	4,721.60	36,135.49	3,400.00	2,972.16	42,507.65
0000303002	*BUS OPERATOR	51,667.20	52,707.20	1,040.00	62,142.77	20,431.25	1,071.13	83,645.15
0000303737	*RAIL STATION CLEANER	35,484.80	36,192.00	707.20	41,261.28	9,723.38	0.00	50,984.66
0000333775	*BUS OPERATOR	51,147.20	52,187.20	1,040.00	53,431.33	6,292.59	2,384.64	62,108.56
0000327033	*JOURNEYMAN ET-RAIL CAR MAINT	56,180.80	57,324.80	1,144.00	60,787.56	27,891.75	225.00	88,904.31

METROPOLITAN ATLANTA RAPID TRANSIT AUTHORITY (MARTA)
MARTOC REPORT

EE NUMBER	TITLE	FY 21	FY 22	DIFFERENCE	REGULAR	OVERTIME	OTHER	TOTAL
		BASE SALARY	BASE SALARY	+/-	EARNINGS	EARNINGS	EARNINGS	EARNINGS
0000343408	*RAIL STATION CLEANER	33,092.80	35,672.00	2,579.20	27,402.90	4,819.30	0.00	32,222.20
0000345663	TRANSIT POLICE OFFICER	31,200.00	51,188.80	19,988.80	39,499.40	4,965.27	984.40	45,449.07
0000325572	LEGAL DEPARTMENT ADMINISTRATOR	74,164.22	78,681.20	4,516.98	74,131.57	0.00	11,314.50	85,446.07
0000315288	MGR REV SETTLEMT & CLEARINGHSE	91,284.70	96,844.02	5,559.32	95,218.54	0.00	0.00	95,218.54
0000306125	DEPARTMENT ADMINISTRATOR	76,130.60	88,844.08	12,713.48	77,870.03	0.00	11,506.93	89,376.96
0000302192	*BUS OPERATOR	51,667.20	51,667.20	0.00	29,067.31	0.00	0.00	29,067.31
0000306654	ACCOUNTING SPECIALIST III	51,675.00	54,834.00	3,159.00	53,913.00	0.00	0.00	53,913.00
0000320742	*BUS OPERATOR	51,147.20	52,187.20	1,040.00	55,862.22	13,457.05	0.00	69,319.27
0000333089	*BUS OPERATOR	51,147.20	52,187.20	1,040.00	57,470.60	17,174.86	0.00	74,645.46
0000324182	*RAIL STATION CLEANER	34,964.80	35,672.00	707.20	36,198.28	2,936.82	2,308.17	41,443.27
0000320833	*BUS OPERATOR	51,147.20	51,147.20	0.00	41,561.34	16,615.27	0.00	58,176.61
0000345676	(DATE LAST EMPLOYED 01-Feb-2022) PROTECTIVE SPEC POLICE CADET	31,200.00	42,848.00	11,648.00	37,574.80	8,574.75	0.00	46,149.55
0000345611	*BUS OPERATOR	36,171.20	40,705.60	4,534.40	31,655.18	2,800.75	0.00	34,455.93
0000333241	(DATE LAST EMPLOYED 10-Jun-2022) AUDITOR III	68,093.74	72,240.74	4,147.00	69,842.79	0.00	1,186.98	71,029.77
0000303432	CONTRACT EMP PT POLICE OFFICER	0.00	0.00	0.00	20,561.40	0.00	0.00	20,561.40
0000332061	(DATE LAST EMPLOYED 17-Mar-2022) SUPV RAIL LINE	58,968.00	62,587.20	3,619.20	62,719.00	15,088.32	0.00	77,807.32
0000345852	*JOURNEYMAN ET-RAIL CAR MAINT	48,755.20	54,308.80	5,553.60	55,477.37	573.05	225.00	56,275.42
0000303501	*JOURNEYMAN AA BUS TECHNICIAN	56,700.80	57,844.80	1,144.00	62,686.47	5,875.15	225.00	68,786.62
0000320983	*JOURNEYMAN RAIL CAR MECHANIC	56,180.80	57,324.80	1,144.00	58,008.40	0.00	1,636.30	59,644.70
0000343551	*BUS OPERATOR	39,894.40	44,532.80	4,638.40	33,922.09	6,898.64	1,731.29	42,552.02
0000340736	SUPV LIGHT RAIL TRANSPORTATION	52,124.80	55,328.00	3,203.20	54,529.52	3,294.69	4,170.20	61,994.41
0000332060	*RAIL OPERATOR	51,147.20	52,187.20	1,040.00	55,447.18	8,287.29	2,007.20	65,741.67
0000330297	*JOURNEYMAN ET-TRAIN CONTROL	56,180.80	57,324.80	1,144.00	64,428.96	35,570.84	225.00	100,224.80
0000321030	*BUS OPERATOR	51,147.20	52,187.20	1,040.00	58,084.52	26,021.64	590.16	84,696.32
0000334115	*JOURNEYMAN ET-RADIO MAINT	56,180.80	57,324.80	1,144.00	47,685.31	18,403.47	3,250.13	69,338.91
0000306762	(DATE LAST EMPLOYED 04-Apr-2022) MGR CONFIGURATION MGMT	103,836.72	114,567.18	10,730.46	111,251.35	0.00	5,537.96	116,789.31
0000346114	SUPV COMMUNICATIONS IOC	50,731.20	62,462.40	11,731.20	54,687.53	1,060.23	0.00	55,747.76
0000319183	INSTRUCTOR TRACK	63,211.20	67,080.00	3,868.80	65,786.41	36,649.40	7,558.15	109,993.96
0000306189	*SECRETARY (N9)	43,368.00	44,241.60	873.60	49,756.56	0.00	0.00	49,756.56
0000337374	*BUS OPERATOR	51,147.20	52,187.20	1,040.00	56,721.42	15,434.69	786.88	72,942.99
0000337445	*STATION AGENT	45,760.00	46,675.20	915.20	49,017.64	15,596.96	1,987.92	66,602.52
0000302605	*MATERIAL CONTROLLER	52,644.80	52,644.80	0.00	38,892.50	3,321.96	0.00	42,214.46
0000329337	(DATE LAST EMPLOYED 01-Jan-2022) SUPV BUS TRANSPORTATION	62,441.60	66,268.80	3,827.20	68,068.14	23,005.75	3,013.92	94,087.81
0000344236	ACCOUNTING SPECIALIST II	49,257.00	52,279.50	3,022.50	51,393.05	0.00	4,421.32	55,814.37

MARTOC REPORT

EE NUMBER	TITLE	FY 21	FY 22	DIFFERENCE	REGULAR	OVERTIME	OTHER	TOTAL
		BASE SALARY	BASE SALARY	+/-	EARNINGS	EARNINGS	EARNINGS	EARNINGS
0000326195	*JOURNEYMAN RAIL CAR MECHANIC	56,180.80	57,324.80	1,144.00	61,541.10	0.00	225.00	61,766.10
0000331607	*RAIL OPERATOR	51,147.20	52,187.20	1,040.00	46,980.58	5,361.49	802.88	53,144.95
0000332064	DIVISION DISPATCHER	60,548.80	64,251.20	3,702.40	64,866.17	12,998.69	479.84	78,344.70
0000346221	*BUS OPERATOR	40,705.60	40,705.60	0.00	40,538.05	11,352.09	0.00	51,890.14
0000306058	FOREMAN TRACK & STRCT	63,211.20	67,080.00	3,868.80	60,726.44	24,700.99	4,282.20	89,709.63
0000326970	OFFICE ADMINISTRATOR II	57,560.88	61,066.46	3,505.58	60,044.48	0.00	1,520.20	61,564.68
0000338754	*BUS OPERATOR	47,424.00	52,187.20	4,763.20	55,604.30	12,798.25	1,003.60	69,406.15
0000344091	*JOURNEYMAN RAIL CAR MECHANIC	52,291.20	49,732.80	-2,558.40	55,510.65	490.25	225.00	56,225.90
0000346862	DEPARTMENT ADMINISTRATOR	75,000.12	75,000.12	0.00	39,588.41	0.00	0.00	39,588.41
0000347330	CONTRACT PROFESSIONAL	0.00	0.00	0.00	28,138.02	0.00	0.00	28,138.02
0000328544	*BUS OPERATOR	47,424.00	52,187.20	4,763.20	52,843.34	10,569.92	0.00	63,413.26
0000341700	*BUS OPERATOR	43,659.20	48,380.80	4,721.60	47,971.27	11,112.09	0.00	59,083.36
0000305787	TECH BDGT & COMPLIANCE ANALYST	93,777.32	99,488.74	5,711.42	97,530.18	0.00	7,721.51	105,251.69
0000341472	*BUS OPERATOR	43,659.20	48,380.80	4,721.60	43,010.11	4,584.78	3,071.79	50,666.68
0000328652	*STATION AGENT (DATE LAST EMPLOYED 25-Apr-2022)	45,760.00	46,675.20	915.20	43,790.18	12,000.12	2,126.08	57,916.38
0000337526	*BUS OPERATOR	51,147.20	52,187.20	1,040.00	56,299.56	8,911.50	0.00	65,211.06
0000334661	SUPT BUS COMMUNICATIONS CENTER	78,137.80	78,137.80	0.00	45,618.88	0.00	601.08	46,219.96
0000330312	*BUS OPERATOR	51,147.20	52,187.20	1,040.00	56,487.24	17,111.82	236.07	73,835.13
0000337463	COMPENSATION ANALYST III (DATE LAST EMPLOYED 25-Feb-2022)	79,223.30	81,600.22	2,376.92	56,400.82	0.00	2,679.42	59,080.24
0000343012	CONFIG MGMT SPECIALIST II	57,000.06	60,471.58	3,471.52	59,427.42	0.00	0.00	59,427.42
0000333627	*JOURNEYMAN ET-COMPUTER MAINT	56,180.80	57,324.80	1,144.00	60,320.84	5,714.67	225.00	66,260.51
0000304435	ELECTRICAL MAINTENANCE ENG	82,325.36	87,339.46	5,014.10	85,874.52	0.00	7,568.13	93,442.65
0000347685	CONTRACT PROFESSIONAL	0.00	0.00	0.00	61,875.00	0.00	0.00	61,875.00
0000304935	*JOURNEYMAN ELEC POWER ELECT	56,180.80	57,324.80	1,144.00	50,077.17	2,283.68	2,403.40	54,764.25
0000325243	MOBILITY CUSTOMER CARE REP	42,685.50	42,685.50	0.00	32,517.79	3,016.94	0.00	35,534.73
0000337284	*STATION AGENT	45,760.00	46,675.20	915.20	52,098.52	29,787.78	0.00	81,886.30
0000331103	*JOURNEYMAN SUPPORT EQUIPMENT	56,180.80	57,324.80	1,144.00	60,175.39	1,618.80	225.00	62,019.19
0000342729	SR DIR CUST EXP INNOVATION (DATE LAST EMPLOYED 31-Dec-2021)	143,100.10	143,100.10	0.00	77,054.08	0.00	17,994.69	95,048.77
0000302923	*BUS OPERATOR	51,667.20	52,707.20	1,040.00	57,311.67	4,161.35	5,214.72	66,687.74
0000326037	TRANSIT POLICE OFFICER	60,465.60	64,771.20	4,305.60	45,178.41	47,287.97	21,638.10	114,104.48
0000331402	*BUS OPERATOR	51,147.20	52,187.20	1,040.00	43,055.75	12,365.58	1,250.51	56,671.84
0000329221	SUPT STATION ZONE SERVICES	62,608.00	79,470.82	16,862.82	76,285.41	6,928.33	27,586.32	110,800.06
0000322457	*BUS OPERATOR	51,147.20	52,187.20	1,040.00	47,751.45	1,298.65	0.00	49,050.10
0000317765	*JOURNEYMAN RAIL CAR MECHANIC	56,180.80	57,324.80	1,144.00	58,997.24	40.52	927.28	59,965.04

MARTOC REPORT

EE NUMBER	TITLE	FY 21 BASE SALARY	FY 22 BASE SALARY	DIFFERENCE +/-	REGULAR EARNINGS	OVERTIME EARNINGS	OTHER EARNINGS	TOTAL EARNINGS
0000346747	*BUS OPERATOR	36,899.20	36,899.20	0.00	27,545.44	5,075.40	0.00	32,620.84
0000329342	MOBILITY CUSTOMER CARE REP	42,685.50	42,685.50	0.00	25,666.12	3,817.23	0.00	29,483.35
0000319524	SUPV RAIL CAR APPEARANCE	57,720.00	61,256.00	3,536.00	61,179.68	4,169.62	0.00	65,349.30
0000342917	SUPV LEARNING TECHNOLOGY (DATE LAST EMPLOYED 10-Jun-2022)	82,172.74	87,177.22	5,004.48	84,041.12	0.00	0.00	84,041.12
0000344069	*SERVICEPERSON IV	39,894.40	40,539.20	644.80	24,307.69	3,856.47	0.00	28,164.16
0000345364	*JOURNEYMAN AA BUS TECHNICIAN	54,059.20	55,348.80	1,289.60	57,437.43	14,040.92	1,264.60	72,742.95
0000314838	PARKING SERVICES CASHIER PT	0.00	0.00	0.00	26,288.92	416.65	212.20	26,917.77
0000332384	TRANSIT POLICE OFFICER	60,465.60	64,771.20	4,305.60	54,087.87	25,039.11	12,798.54	91,925.52
0000321477	RAIL SERVICES CONTROLLER	86,632.00	91,915.20	5,283.20	92,108.71	46,521.74	14,582.70	153,213.15
0000326874	*BUS OPERATOR	51,147.20	52,187.20	1,040.00	57,627.46	50,524.30	196.72	108,348.48
0000334858	*BUS OPERATOR	51,147.20	52,187.20	1,040.00	52,244.66	9,750.58	3,828.57	65,823.81
0000342350	ACCOUNTANT III	64,644.58	68,581.50	3,936.92	67,430.36	0.00	2,560.92	69,991.28
0000342504	*BUS OPERATOR (DATE LAST EMPLOYED 11-May-2022)	43,659.20	44,532.80	873.60	35,070.12	3,180.98	2,263.65	40,514.75
0000306558	FARE COLLECTION COORDINATOR OP	54,990.00	58,363.50	3,373.50	59,454.85	5,707.51	2,840.07	68,002.43
0000335102	*RAIL OPERATOR	51,147.20	52,187.20	1,040.00	51,344.59	3,951.46	4,375.84	59,671.89
0000315361	SUPV BUS TRANSPORTATION	62,379.20	66,185.60	3,806.40	64,882.13	25,119.00	10,139.84	100,140.97
0000337524	*RAIL STATION CLEANER	34,964.80	35,672.00	707.20	39,096.40	63.18	0.00	39,159.58
0000320498	*JOURNEYMAN AA BUS TECHNICIAN	56,180.80	57,324.80	1,144.00	62,131.82	263.36	225.00	62,620.18
0000343939	*BUS OPERATOR	39,894.40	44,532.80	4,638.40	39,883.39	6,528.17	1,370.24	47,781.80
0000302849	*RAIL OPERATOR	51,667.20	52,707.20	1,040.00	56,229.49	7,224.61	2,477.25	65,931.35
0000303937	CONTRACT PROFESSIONAL DISPATCH	0.00	0.00	0.00	27,859.80	1,699.20	0.00	29,559.00
0000304399	*STATION AGENT	46,280.00	47,195.20	915.20	47,349.56	3,254.55	3,598.72	54,202.83
0000316068	SUPV RAIL CAR APPEARANCE	57,720.00	61,256.00	3,536.00	56,799.77	2,273.23	5,321.16	64,394.16
0000341565	BENEFITS-CUSTOMER SVC REP	51,517.96	60,121.10	8,603.14	55,532.77	0.00	3,180.56	58,713.33
0000333342	FIELD INSPECTOR III	62,692.50	66,534.00	3,841.50	61,390.88	9,458.91	2,856.60	73,706.39
0000344990	*JOURNEYMAN BUS TECHNICIAN	51,771.20	53,352.00	1,580.80	57,589.07	4,147.97	225.00	61,962.04
0000344747	*BUS OPERATOR	39,894.40	44,532.80	4,638.40	24,949.58	1,550.73	153.44	26,653.75
0000322932	SUPV RAIL LINE	58,968.00	62,587.20	3,619.20	46,258.72	11,098.61	5,138.04	62,495.37
0000322694	*BUS OPERATOR	51,147.20	52,187.20	1,040.00	56,015.67	13,765.73	0.00	69,781.40
0000338637	*DYNAMOMETER OPERATOR	54,059.20	55,140.80	1,081.60	30,602.93	1,530.98	225.00	32,358.91
0000331046	*BUS OPERATOR	51,147.20	52,187.20	1,040.00	57,453.28	15,051.74	0.00	72,505.02
0000333061	MEDIA SALES REP	25,467.00	30,127.50	4,660.50	29,658.77	3,727.95	872.55	34,259.27
0000347428	TRANSIT POLICE OFFICER	51,188.80	51,188.80	0.00	20,717.36	350.70	0.00	21,068.06
0000344809	*BUS OPERATOR	39,894.40	44,532.80	4,638.40	46,086.77	9,026.48	0.00	55,113.25
0000305793	*JOURNEYMAN AA BUS TECHNICIAN	56,700.80	57,844.80	1,144.00	61,079.29	18,135.44	225.00	79,439.73

METROPOLITAN ATLANTA RAPID TRANSIT AUTHORITY (MARTA)
MARTOC REPORT

EE NUMBER	TITLE	FY 21 BASE SALARY	FY 22 BASE SALARY	DIFFERENCE +/-	REGULAR EARNINGS	OVERTIME EARNINGS	OTHER EARNINGS	TOTAL EARNINGS
0000336455	FIELD INSPECTOR III	57,681.00	66,222.00	8,541.00	61,093.85	10,628.60	8,053.75	79,776.20
0000347290	FIELD INSPECTOR I	55,009.50	55,009.50	0.00	29,747.46	5,374.04	0.00	35,121.50
0000338284	CLAIMS ADJUSTER II	50,286.86	59,740.20	9,453.34	56,145.48	0.00	0.00	56,145.48
0000334392	*BUS OPERATOR	51,147.20	52,187.20	1,040.00	52,588.35	4,901.15	2,862.81	60,352.31
0000302448	*DYNAMOMETER OPERATOR	56,700.80	57,844.80	1,144.00	64,077.50	16,727.80	225.00	81,030.30
0000346809	*BUS OPERATOR	36,899.20	36,899.20	0.00	30,906.15	6,765.41	0.00	37,671.56
0000337845	TRANSIT POLICE OFFICER SPECIAL	55,931.20	62,296.00	6,364.80	62,313.64	18,935.60	1,430.00	82,679.24
0000302960	QUALITY CTRL INSP BUS MAINT	56,700.80	64,467.00	7,766.20	61,609.23	2,686.23	2,869.80	67,165.26
0000341702	*BUS OPERATOR	43,659.20	48,380.80	4,721.60	45,432.60	10,443.57	2,636.06	58,512.23
0000342756	RECRUITING OFFICER II	60,000.20	60,000.20	0.00	46,674.71	825.00	646.16	48,145.87
0000333326	*JOURNEYMAN OVERHAULER	55,328.00	57,324.80	1,996.80	54,222.16	1,268.00	225.00	55,715.16
0000337652	*BUS OPERATOR	51,147.20	52,187.20	1,040.00	55,670.16	13,048.53	2,589.36	71,308.05
0000324859	INSTRUCTOR CAR MAINT ELECT	62,088.00	65,894.40	3,806.40	64,780.80	0.00	2,560.70	67,341.50
0000323668	*BUS OPERATOR	51,147.20	52,187.20	1,040.00	50,178.17	4,921.15	3,624.79	58,724.11
0000338649	SECURITY TECHNICIAN (DATE LAST EMPLOYED 04-May-2022)	37,960.00	40,289.60	2,329.60	34,028.64	0.00	981.48	35,010.12
0000345649	*JOURNEYMAN ET-RADIO MAINT	52,811.20	54,308.80	1,497.60	60,674.63	32,405.54	450.00	93,530.17
0000323416	*BUS OPERATOR	51,147.20	52,187.20	1,040.00	52,239.94	14,124.08	265.46	66,629.48
0000334993	SYSTEM SAFETY COORDINATOR	85,332.52	90,529.66	5,197.14	89,014.07	0.00	7,319.90	96,333.97
0000346792	DEPARTMENT ADMINISTRATOR	66,572.22	66,572.22	0.00	48,125.70	0.00	0.00	48,125.70
0000333102	TRANSIT POLICE LIEUTENANT	72,758.40	84,011.20	11,252.80	78,611.18	18,801.40	4,239.60	101,652.18
0000326468	TEST ENGINEER	83,588.70	95,452.50	11,863.80	91,102.18	0.00	0.00	91,102.18
0000341910	TRANSIT POLICE OFFICER SPECIAL	45,947.20	53,268.80	7,321.60	42,449.86	25,542.53	8,195.20	76,187.59
0000340595	*BUS OPERATOR	43,659.20	48,380.80	4,721.60	46,647.89	4,544.78	3,666.89	54,859.56
0000338546	CLAIMS ADJUSTER III	64,765.22	72,100.08	7,334.86	69,513.80	0.00	0.00	69,513.80
0000315363	TRANSIT POLICE SERGEANT	72,758.40	77,209.60	4,451.20	78,118.52	21,449.29	1,834.20	101,402.01
0000318835	*BUS OPERATOR	51,147.20	52,187.20	1,040.00	51,557.01	6,134.42	4,549.99	62,241.42
0000314749	*BUS OPERATOR	51,147.20	52,187.20	1,040.00	55,653.47	17,873.32	1,385.04	74,911.83
0000344162	CRIMINAL JUSTICE INFO TECH REC	31,678.40	33,633.60	1,955.20	28,674.29	1,002.54	1,630.14	31,306.97
0000341118	*JOURNEYMAN ELEC POWER ELECT	54,433.60	57,324.80	2,891.20	60,735.17	23,977.83	225.00	84,938.00
0000339132	MGR COMMUNICATIONS	110,000.02	113,300.20	3,300.18	111,522.77	0.00	2,115.39	113,638.16
0000330891	*BUS OPERATOR	51,147.20	52,187.20	1,040.00	54,639.95	8,570.58	983.60	64,194.13
0000338305	*JOURNEYMAN OVERHAULER	56,180.80	57,324.80	1,144.00	49,958.19	2,329.98	2,768.04	55,056.21
0000341503	FIELD INSPECTOR III	54,346.50	62,751.00	8,404.50	60,067.11	13,959.12	0.00	74,026.23
0000302326	*JOURNEYMAN ET-RAIL CAR MAINT (DATE LAST EMPLOYED 01-Mar-2022)	56,700.80	57,844.80	1,144.00	49,498.17	4,784.13	225.00	54,507.30

METROPOLITAN ATLANTA RAPID TRANSIT AUTHORITY (MARTA)
MARTOC REPORT

EE NUMBER	TITLE	FY 21	FY 22	DIFFERENCE	REGULAR	OVERTIME	OTHER	TOTAL
		BASE SALARY	BASE SALARY	+/-	EARNINGS	EARNINGS	EARNINGS	EARNINGS
0000305180	*JOURNEYMAN ET-TELEPHONE MAINT	56,180.80	57,324.80	1,144.00	61,384.58	9,411.97	225.00	71,021.55
0000302862	SUPV PARKING SVC	42,120.00	44,694.00	2,574.00	42,289.63	2,971.27	3,701.47	48,962.37
0000336993	*BUS OPERATOR	43,659.20	48,380.80	4,721.60	47,251.19	3,012.80	1,658.81	51,922.80
0000327868	SUPV CUSTOMER INFO CENTR (DATE LAST EMPLOYED 01-Nov-2021)	60,000.20	61,800.44	1,800.24	18,946.22	0.00	3,903.57	22,849.79
0000340199	PROTECTIVE SPEC POLICE CADET	31,200.00	42,848.00	11,648.00	37,920.56	10,412.48	2,139.78	50,472.82
0000342960	*BUS OPERATOR	39,894.40	44,532.80	4,638.40	49,334.52	10,831.94	0.00	60,166.46
0000342309	*RAIL STATION CLEANER	34,964.80	35,672.00	707.20	29,866.98	0.00	1,492.88	31,359.86
0000326992	SR DEV PROJECT MANAGER	82,257.76	87,267.70	5,009.94	85,803.75	0.00	4,822.02	90,625.77
0000327635	SUPV RAIL LINE (DATE LAST EMPLOYED 01-Feb-2022)	62,608.00	64,500.80	1,892.80	23,573.88	3,433.75	1,736.56	28,744.19
0000305251	*JOURNEYMAN ET-RAIL CAR MAINT	56,700.80	57,844.80	1,144.00	55,744.03	579.06	2,607.84	58,930.93
0000304897	*JOURNEYMAN RAIL CAR MECHANIC	56,700.80	57,844.80	1,144.00	60,708.74	194.23	225.00	61,127.97
0000322486	*RAIL STATION CLEANER	34,964.80	35,672.00	707.20	40,933.46	5,274.08	0.00	46,207.54
0000338949	TRANSIT POLICE OFFICER (DATE LAST EMPLOYED 03-Jan-2022)	51,708.80	55,390.40	3,681.60	18,565.90	0.00	13,823.87	32,389.77
0000331723	FARE COLLECTION PROCESSOR	30,127.50	30,127.50	0.00	20,200.27	0.00	0.00	20,200.27
0000343526	*BUS OPERATOR	39,894.40	44,532.80	4,638.40	45,509.49	11,007.41	2,694.37	59,211.27
0000329996	*JOURNEYMAN RAIL CAR MECHANIC	56,180.80	57,324.80	1,144.00	57,677.68	327.42	2,429.80	60,434.90
0000341615	CONTRACT PROFESSIONAL (DATE LAST EMPLOYED 04-Nov-2021)	0.00	0.00	0.00	57,551.23	1,438.81	0.00	58,990.04
0000334760	*BUS OPERATOR	51,147.20	52,187.20	1,040.00	47,417.05	1,712.15	4,560.56	53,689.76
0000342127	TRANSIT POLICE OFFICER	49,691.20	55,390.40	5,699.20	54,073.57	2,840.37	256.10	57,170.04
0000346090	*BUS OPERATOR (DATE LAST EMPLOYED 01-Jul-2022)	36,171.20	40,705.60	4,534.40	31,647.74	4,985.03	139.12	36,771.89
0000338009	SYSTEMS ENGINEER V	80,000.18	84,872.32	4,872.14	83,446.52	0.00	0.00	83,446.52
0000337862	*BUS OPERATOR	51,147.20	52,187.20	1,040.00	53,503.84	6,649.90	4,355.84	64,509.58
0000346814	SR ADMINISTRATIVE ASSISTANT	51,519.00	51,519.00	0.00	39,168.00	0.00	0.00	39,168.00
0000343780	*SERVICEPERSON IV	41,849.60	42,702.40	852.80	46,627.77	17,753.76	0.00	64,381.53
0000342921	FOREMAN TRACK & STRCT	52,811.20	60,756.80	7,945.60	62,905.96	17,002.50	0.00	79,908.46
0000338150	*BUS OPERATOR (DATE LAST EMPLOYED 18-Jul-2022)	51,147.20	52,187.20	1,040.00	53,745.66	12,226.79	983.60	66,956.05
0000302751	*JOURNEYMAN RAIL CAR MECHANIC	56,700.80	57,844.80	1,144.00	66,482.74	0.00	225.00	66,707.74
0000320972	*JOURNEYMAN PAINTER	56,180.80	57,324.80	1,144.00	61,729.92	4,495.71	225.00	66,450.63
0000347066	SECURITY TECHNICIAN	60,112.00	60,112.00	0.00	38,823.75	0.00	0.00	38,823.75
0000337931	*BUS OPERATOR	51,147.20	52,187.20	1,040.00	46,972.26	1,920.17	3,410.42	52,302.85
0000307088	*SERVICEPERSON IV	41,849.60	42,702.40	852.80	49,373.29	30,177.46	0.00	79,550.75
0000331803	*APPRENTICE MECHANIC	41,849.60	45,115.20	3,265.60	42,217.14	14,175.37	1,926.55	58,319.06
0000320442	*BUS OPERATOR	39,894.40	44,532.80	4,638.40	41,962.02	4,608.28	3,184.00	49,754.30
0000347384	PROTECTIVE SPEC POLICE CADET	42,848.00	42,848.00	0.00	21,016.00	455.78	0.00	21,471.78

METROPOLITAN ATLANTA RAPID TRANSIT AUTHORITY (MARTA)
MARTOC REPORT

EE NUMBER	TITLE	FY 21	FY 22	DIFFERENCE	REGULAR	OVERTIME	OTHER	TOTAL
		BASE SALARY	BASE SALARY	+/-	EARNINGS	EARNINGS	EARNINGS	EARNINGS
0000302656	*STATION AGENT	46,280.00	47,195.20	915.20	52,329.61	28,331.80	3,406.65	84,068.06
0000338215	*BUS OPERATOR	47,424.00	52,187.20	4,763.20	56,306.26	12,675.59	0.00	68,981.85
0000339659	*SERVICEPERSON I	39,166.40	39,956.80	790.40	44,065.44	2,948.01	0.00	47,013.45
0000346687	*BUS OPERATOR (DATE LAST EMPLOYED 26-Mar-2022)	36,899.20	36,899.20	0.00	25,591.57	2,709.34	0.00	28,300.91
0000341334	*SERVICEPERSON I	39,166.40	39,956.80	790.40	42,758.84	2,705.41	0.00	45,464.25
0000341662	*JOURNEYMAN ELEC POWER ELECT	54,433.60	57,324.80	2,891.20	61,098.83	12,911.87	225.00	74,235.70
0000335808	*JOURNEYMAN ET-HVAC (DATE LAST EMPLOYED 31-Dec-2021)	56,180.80	56,180.80	0.00	35,943.91	81.03	225.00	36,249.94
0000335998	*BUS OPERATOR	51,147.20	52,187.20	1,040.00	35,625.65	3,119.77	2,183.92	40,929.34
0000330298	*SERVICEPERSON IV	41,849.60	42,702.40	852.80	47,270.87	7,517.37	0.00	54,788.24
0000316115	*JOURNEYMAN ELEC POWER ELECT	56,180.80	57,324.80	1,144.00	52,798.95	9,411.28	4,784.68	66,994.91
0000323962	TRANSIT POLICE OFFICER	60,465.60	64,771.20	4,305.60	61,867.81	26,636.70	4,611.50	93,116.01
0000335636	DIR TRANSIT ORIENTED DEV	123,521.32	133,588.78	10,067.46	131,543.26	0.00	0.00	131,543.26
0000337437	*SERVICEPERSON II	39,166.40	39,956.80	790.40	42,567.94	199.30	0.00	42,767.24
0000343054	*BUS OPERATOR	39,894.40	44,532.80	4,638.40	47,105.95	7,921.07	0.00	55,027.02
0000339173	*BUS OPERATOR	47,424.00	52,187.20	4,763.20	52,811.37	8,865.94	3,025.58	64,702.89
0000338007	*BUS OPERATOR	51,147.20	52,187.20	1,040.00	55,558.13	10,082.83	3,384.24	69,025.20
0000315253	*BUS OPERATOR	51,147.20	52,187.20	1,040.00	53,175.97	10,065.09	4,576.56	67,817.62
0000345702	*JOURNEYMAN ET-RADIO MAINT	52,811.20	54,308.80	1,497.60	57,205.58	18,860.03	450.00	76,515.61
0000343773	*BUS OPERATOR	39,894.40	44,532.80	4,638.40	47,652.47	15,682.64	0.00	63,335.11
0000321796	SR FINANCIAL ANALYST	96,681.78	109,698.94	13,017.16	103,434.27	0.00	4,024.65	107,458.92
0000346949	PERFORMANCE ANALYST	72,184.58	72,184.58	0.00	46,793.92	0.00	0.00	46,793.92
0000344408	TRANSIT POLICE OFFICER	42,515.20	47,340.80	4,825.60	38,708.99	10,342.33	3,171.82	52,223.14
0000334968	*JOURNEYMAN AA BUS TECHNICIAN	56,180.80	57,324.80	1,144.00	57,657.20	2,454.47	225.00	60,336.67
0000302553	*BUS OPERATOR	51,667.20	52,707.20	1,040.00	56,106.26	25,395.36	4,897.41	86,399.03
0000336912	*BUS OPERATOR	51,147.20	52,187.20	1,040.00	45,267.25	2,162.59	200.72	47,630.56
0000303400	*BUS OPERATOR	51,147.20	52,707.20	1,560.00	46,852.00	13,284.14	4,000.40	64,136.54
0000346650	*SERVICEPERSON I	38,272.00	38,272.00	0.00	31,828.16	818.88	0.00	32,647.04
0000336892	*JOURNEYMAN ET-TRAIN CONTROL	56,180.80	57,324.80	1,144.00	61,654.44	21,317.27	225.00	83,196.71
0000304527	*REVENUE AGENT	51,376.00	52,395.20	1,019.20	56,161.04	12,195.08	0.00	68,356.12
0000333339	*REVENUE AGENT	45,760.00	46,716.80	956.80	47,948.85	5,275.99	1,059.68	54,284.52
0000303972	*REVENUE AGENT	51,376.00	52,395.20	1,019.20	55,643.67	9,581.17	0.00	65,224.84
0000306691	*BUS OPERATOR	51,147.20	52,187.20	1,040.00	55,322.39	11,548.36	2,263.55	69,134.30
0000345561	ARCHITECT V	87,000.16	92,298.70	5,298.54	90,750.65	0.00	4,907.90	95,658.55
0000322373	*BUS OPERATOR	51,147.20	52,187.20	1,040.00	42,263.38	5,066.61	4,163.12	51,493.11
0000302263	TRANSIT POLICE LIEUTENANT	79,164.80	87,380.80	8,216.00	86,172.94	9,976.19	0.00	96,149.13

METROPOLITAN ATLANTA RAPID TRANSIT AUTHORITY (MARTA)
MARTOC REPORT

EE NUMBER	TITLE	FY 21 BASE SALARY	FY 22 BASE SALARY	DIFFERENCE +/-	REGULAR EARNINGS	OVERTIME EARNINGS	OTHER EARNINGS	TOTAL EARNINGS
0000324753	IT QUALITY ASSURANCE ENGINEER	88,960.82	105,520.22	16,559.40	98,377.36	0.00	0.00	98,377.36
0000324857	*BUS OPERATOR	51,147.20	52,187.20	1,040.00	56,116.07	7,823.08	0.00	63,939.15
0000338765	*RAIL STATION CLEANER	34,964.80	35,672.00	707.20	39,096.40	88.26	0.00	39,184.66
0000321904	SUPV RAIL LINE	62,587.20	66,414.40	3,827.20	62,405.70	10,532.19	240.72	73,178.61
0000343250	SUPV STATION CARE (DATE LAST EMPLOYED 19-Nov-2021)	58,968.00	60,756.80	1,788.80	26,287.15	3,174.84	1,616.19	31,078.18
0000331124	SUPV BUS & RAIL STORES	60,777.60	64,500.80	3,723.20	63,411.20	0.00	0.00	63,411.20
0000304661	*BUS OPERATOR	51,667.20	52,707.20	1,040.00	55,752.70	2,863.99	0.00	58,616.69
0000346292	*BUS OPERATOR	36,899.20	36,899.20	0.00	41,118.80	15,761.41	0.00	56,880.21
0000343228	*BUS OPERATOR	39,894.40	44,532.80	4,638.40	44,760.64	9,546.59	167.92	54,475.15
0000305859	*STATION AGENT	46,280.00	47,195.20	915.20	45,774.40	4,550.93	3,560.00	53,885.33
0000345627	*JOURNEYMAN BUS TECHNICIAN	48,755.20	53,352.00	4,596.80	52,789.13	4,421.12	225.00	57,435.25
0000303507	BUYER PLANNER III	76,835.46	81,514.94	4,679.48	80,147.32	0.00	1,521.94	81,669.26
0000346300	MGR EMPLOYEE RELATIONS	94,722.16	97,563.96	2,841.80	96,031.83	0.00	0.00	96,031.83
0000322183	*BUS OPERATOR	51,147.20	52,187.20	1,040.00	57,285.53	22,361.67	0.00	79,647.20
0000346137	*PT BUS OPERATOR (DATE LAST EMPLOYED 24-May-2022)	0.00	0.00	0.00	34,470.28	10,835.35	139.12	45,444.75
0000333279	*INFORMATION SYSTEMS REC CLERK (DATE LAST EMPLOYED 08-Aug-2022)	37,419.20	39,811.20	2,392.00	21,785.45	175.88	1,050.56	23,011.89
0000302618	SUPV FIELD DATA COLLECTION (DATE LAST EMPLOYED 01-Jan-2022)	68,558.36	70,615.22	2,056.86	37,944.27	0.00	432.03	38,376.30
0000319316	TRANSIT POLICE LIEUTENANT (DATE LAST EMPLOYED 01-Aug-2021)	88,628.80	88,628.80	0.00	8,522.00	0.00	12,758.29	21,280.29
0000328736	RESIDENT ENGINEER	98,465.38	109,685.42	11,220.04	106,147.07	0.00	10,225.83	116,372.90
0000305277	INSTRUCTOR CAR MAINT ELECT	62,587.20	66,414.40	3,827.20	53,086.00	3,546.56	12,400.00	69,032.56
0000306435	MAINTENANCE PLANNER BUS	62,296.00	66,102.40	3,806.40	65,574.92	5,553.98	0.00	71,128.90
0000304153	*CUSTOMER INFORMATION OPERATOR	39,540.80	40,331.20	790.40	42,647.42	506.44	152.08	43,305.94
0000332613	*BUS OPERATOR	51,147.20	52,187.20	1,040.00	56,930.96	11,873.56	0.00	68,804.52
0000337278	*BUS OPERATOR	51,147.20	52,187.20	1,040.00	55,884.18	23,773.35	1,581.76	81,239.29
0000334709	SR CAPITAL PROJECT COORDINATOR (DATE LAST EMPLOYED 02-Oct-2021)	81,059.94	83,491.98	2,432.04	23,990.67	0.00	0.00	23,990.67
0000344676	PROJECT MANAGER I	82,367.22	87,383.66	5,016.44	85,916.48	0.00	0.00	85,916.48
0000346996	*JOURNEYMAN BUS TECHNICIAN	49,732.80	49,732.80	0.00	35,816.96	2,349.51	0.00	38,166.47
0000320666	MAINTENANCE PLANNER FACILITIES	65,208.00	69,201.60	3,993.60	68,490.36	5,446.54	4,950.72	78,887.62
0000331370	TRANSIT POLICE DETECTIVE	62,878.40	67,371.20	4,492.80	62,106.99	21,903.95	13,662.92	97,673.86
0000340894	PROJECT MANAGER II (DATE LAST EMPLOYED 20-Aug-2021)	99,560.50	102,547.38	2,986.88	17,633.29	0.00	9,909.76	27,543.05
0000334021	*BUS OPERATOR (DATE LAST EMPLOYED 15-Jan-2022)	51,147.20	51,147.20	0.00	24,643.42	2,400.13	1,950.73	28,994.28
0000333593	*JOURNEYMAN TRACK WALKER	56,180.80	57,324.80	1,144.00	62,463.33	24,068.98	0.00	86,532.31
0000341660	*SERVICEPERSON V	50,960.00	54,142.40	3,182.40	55,856.53	16,247.73	0.00	72,104.26
0000302146	GEN SUPT BUS TRANS OPERATIONS	89,264.76	93,781.74	4,516.98	88,273.89	0.00	8,064.95	96,338.84

METROPOLITAN ATLANTA RAPID TRANSIT AUTHORITY (MARTA)
MARTOC REPORT

EE NUMBER	TITLE	FY 21 BASE SALARY	FY 22 BASE SALARY	DIFFERENCE +/-	REGULAR EARNINGS	OVERTIME EARNINGS	OTHER EARNINGS	TOTAL EARNINGS
0000335375	*HOSTLER JUNIOR APPRENTICE (DATE LAST EMPLOYED 03-Jan-2022)	41,849.60	41,849.60	0.00	20,115.55	1,584.47	0.00	21,700.02
0000334189	*SERVICEPERSON IV (DATE LAST EMPLOYED 04-May-2022)	41,849.60	42,702.40	852.80	42,414.52	2,427.53	0.00	44,842.05
0000315283	FOREMAN COMMUNICATION	60,756.80	64,480.00	3,723.20	65,196.73	25,497.86	5,197.20	95,891.79
0000321609	*RAIL OPERATOR	51,147.20	52,187.20	1,040.00	47,601.28	9,253.49	4,777.28	61,632.05
0000330611	*JOURNEYMAN ET-HVAC	56,180.80	57,324.80	1,144.00	60,870.09	8,001.91	225.00	69,097.00
0000303731	GEN SUPT BUS MAINT (DATE LAST EMPLOYED 01-Nov-2021)	88,129.08	89,891.88	1,762.80	23,795.61	0.00	13,825.06	37,620.67
0000303150	SUPT RAIL CAR MAINT	79,925.04	84,792.76	4,867.72	83,368.43	0.00	10,233.40	93,601.83
0000345001	*BUS OPERATOR	36,171.20	40,705.60	4,534.40	42,523.49	9,063.11	2,571.40	54,158.00
0000344950	*JOURNEYMAN BUS TECHNICIAN	51,771.20	53,352.00	1,580.80	56,375.55	6,258.85	225.00	62,859.40
0000332082	*BUS OPERATOR	51,147.20	52,187.20	1,040.00	50,054.14	9,189.25	4,609.27	63,852.66
0000346311	EMPLOYEE RELATIONS SPECIALIST (DATE LAST EMPLOYED 08-Jul-2022)	73,500.18	75,705.24	2,205.06	74,517.78	0.00	2,869.34	77,387.12
0000327675	FOREMAN POWER	60,756.80	65,124.80	4,368.00	61,552.92	3,807.85	4,668.31	70,029.08
0000306076	SUPV STATION CARE	58,968.00	60,756.80	1,788.80	63,992.22	40,942.24	2,268.00	107,202.46
0000347444	*BUS OPERATOR	36,899.20	36,899.20	0.00	18,432.11	1,591.05	0.00	20,023.16
0000304130	*JOURNEYMAN BODY REPAIR (DATE LAST EMPLOYED 01-Sep-2021)	56,700.80	56,700.80	0.00	21,090.26	276.01	0.00	21,366.27
0000304987	*BUS OPERATOR (DATE LAST EMPLOYED 01-Apr-2022)	51,667.20	52,707.20	1,040.00	38,639.42	1,095.84	2,996.80	42,732.06
0000303662	*JOURNEYMAN RAIL CAR MECHANIC	56,700.80	57,844.80	1,144.00	65,727.26	5,179.59	225.00	71,131.85
0000302524	BUSINESS ANALYST III (DATE LAST EMPLOYED 01-Jul-2022)	88,890.88	94,304.60	5,413.72	92,722.79	0.00	24,180.67	116,903.46
0000320578	*RAIL OPERATOR	51,147.20	52,187.20	1,040.00	47,627.82	3,893.20	1,589.76	53,110.78
0000306669	PARKING SERVICES CASHIER PT	0.00	0.00	0.00	25,766.45	2,029.53	0.00	27,795.98
0000302589	DIR REVENUE OPERATIONS (DATE LAST EMPLOYED 01-Sep-2021)	118,792.96	118,792.96	0.00	13,706.91	0.00	16,905.25	30,612.16
0000337696	*JOURNEYMAN ET-TRAIN CONTROL	56,180.80	57,324.80	1,144.00	63,356.04	27,833.07	225.00	91,414.11
0000339457	*JOURNEYMAN ET-RAIL CAR MAINT	56,180.80	57,324.80	1,144.00	51,043.62	6,813.87	9,926.12	67,783.61
0000342762	CJIT-POLICE DISPATCHER	40,601.60	43,846.40	3,244.80	40,740.45	11,462.35	3,942.00	56,144.80
0000306190	FARE COLLECTION PROCESSOR	33,540.00	35,607.00	2,067.00	35,195.70	784.06	2,658.00	38,637.76
0000341659	*JOURNEYMAN ET-TRAIN CONTROL	56,180.80	57,324.80	1,144.00	62,050.41	29,632.29	225.00	91,907.70
0000320920	FOREMAN TRAIN CONTROL	63,211.20	67,080.00	3,868.80	68,697.08	18,576.25	4,734.10	92,007.43
0000320499	*JOURNEYMAN TRACK WALKER	56,180.80	57,324.80	1,144.00	65,175.29	25,812.00	0.00	90,987.29
0000345664	*JOURNEYMAN ET-TRAIN CONTROL	52,811.20	54,308.80	1,497.60	58,788.46	14,669.40	225.00	73,682.86
0000336148	*JOURNEYMAN ET-TRAIN CONTROL	56,180.80	57,324.80	1,144.00	61,086.48	27,797.07	765.20	89,648.75
0000320692	*JOURNEYMAN SUPPORT EQUIPMENT	53,227.20	57,324.80	4,097.60	58,014.27	4,552.38	225.00	62,791.65
0000346276	*JOURNEYMAN BUS TECHNICIAN	48,755.20	52,811.20	4,056.00	53,227.27	4,341.03	225.00	57,793.30
0000335856	*BUS OPERATOR	51,147.20	52,187.20	1,040.00	55,585.59	13,059.45	1,405.04	70,050.08
0000335512	FOREMAN COMMUNICATION	56,180.80	62,587.20	6,406.40	63,467.75	12,631.58	4,814.40	80,913.73

METROPOLITAN ATLANTA RAPID TRANSIT AUTHORITY (MARTA)
MARTOC REPORT

EE NUMBER	TITLE	FY 21 BASE SALARY	FY 22 BASE SALARY	DIFFERENCE +/-	REGULAR EARNINGS	OVERTIME EARNINGS	OTHER EARNINGS	TOTAL EARNINGS
0000346078	*BUS OPERATOR	36,171.20	40,705.60	4,534.40	39,004.29	12,365.94	834.72	52,204.95
0000318116	*BUS OPERATOR	51,147.20	52,187.20	1,040.00	56,501.24	18,594.32	3,211.52	78,307.08
0000335692	IT QUALITY ASSURANCE ANALYST	79,644.24	84,494.80	4,850.56	83,077.77	0.00	0.00	83,077.77
0000346264	TRANSIT POLICE OFFICER	39,291.20	45,531.20	6,240.00	41,231.20	5,698.93	3,502.40	50,432.53
0000338968	*STATION AGENT	45,760.00	46,675.20	915.20	49,562.50	2,994.42	0.00	52,556.92
0000340141	*SERVICEPERSON I	39,166.40	39,956.80	790.40	26,991.57	943.72	2,055.14	29,990.43
0000321602	*SERVICEPERSON I	39,166.40	39,956.80	790.40	27,313.37	112.98	461.04	27,887.39
0000343497	*LIGHT RAIL OPERATOR	39,894.40	44,532.80	4,638.40	46,589.34	13,586.75	2,338.40	62,514.49
0000302511	SUPV CAR REPAIR INSPECTION	56,700.80	58,968.00	2,267.20	58,955.75	11,411.56	3,627.00	73,994.31
0000306517	CONTRACTS RECORDS ADMIN	43,777.50	46,468.50	2,691.00	45,682.60	0.00	6,419.30	52,101.90
0000321623	SUPT CONTROL CENTER	93,695.94	99,402.42	5,706.48	96,623.31	0.00	1,113.56	97,736.87
0000304915	SR RETIREMENT BENEFITS ANLYST	75,060.18	91,488.28	16,428.10	77,427.86	0.00	5,297.33	82,725.19
0000342971	*BUS OPERATOR	39,894.40	44,532.80	4,638.40	46,136.44	19,042.12	2,608.48	67,787.04
0000332066	ACCOUNTING SPECIALIST III	50,739.00	53,859.00	3,120.00	54,073.16	5,527.91	5,352.49	64,953.56
0000318805	TRANSIT POLICE OFFICER	60,465.60	64,771.20	4,305.60	64,523.71	11,631.49	5,797.60	81,952.80
0000345550	TRANSIT POLICE OFFICER	40,851.20	45,531.20	4,680.00	44,766.59	7,616.66	0.00	52,383.25
0000329512	OFFICE ADMINISTRATOR II	57,560.88	61,066.46	3,505.58	59,823.05	0.00	3,477.67	63,300.72
0000334902	ROOF INSPECTOR III	71,872.58	76,249.68	4,377.10	74,971.09	0.00	0.00	74,971.09
0000317355	WEB DEVELOPER III	85,509.06	90,716.86	5,207.80	87,480.12	0.00	8,489.05	95,969.17
0000335915	FOREMAN TRACK & STRCT	58,968.00	62,587.20	3,619.20	64,991.42	26,404.27	1,394.87	92,790.56
0000317445	TRANSIT POLICE CORPORAL	60,465.60	67,371.20	6,905.60	57,452.92	21,207.83	11,530.84	90,191.59
0000334254	TECHNICAL INSPECTOR	50,876.80	53,996.80	3,120.00	52,716.18	898.72	478.24	54,093.14
0000330966	*CUSTOMER INFO REPRESENTATIVE	39,020.80	39,811.20	790.40	43,057.11	7,334.63	1,146.13	51,537.87
0000332128	*BUS OPERATOR	51,147.20	52,187.20	1,040.00	53,795.43	4,896.06	2,376.64	61,068.13
0000335867	TRANSIT POLICE OFFICER	55,931.20	57,616.00	1,684.80	30,706.57	443.69	752.92	31,903.18
0000326061	SUPPORT ANALYST II	59,396.74	63,014.38	3,617.64	61,960.18	0.00	0.00	61,960.18
0000347475	*JOURNEYMAN BUS TECHNICIAN	49,732.80	49,732.80	0.00	23,144.22	2,518.56	0.00	25,662.78
0000347153	CONTRACT PROFESSIONAL	0.00	0.00	0.00	70,707.55	19,407.06	0.00	90,114.61
0000342765	*MATERIAL CONTROLLER	46,716.80	46,716.80	0.00	32,048.02	0.00	0.00	32,048.02
0000303181	SUPV CAR REPAIR INSPECTION	62,608.00	66,456.00	3,848.00	68,669.73	6,428.69	2,518.40	77,616.82
0000324715	SUPV BUS TRANSPORTATION	62,379.20	66,185.60	3,806.40	70,331.48	25,892.60	1,236.08	97,460.16
0000346128	*APPRENTICE MECHANIC	37,752.00	45,115.20	7,363.20	44,547.87	971.51	0.00	45,519.38
0000315310	*SERVICEPERSON I (A)	39,728.00	40,539.20	811.20	44,656.44	6,692.29	0.00	51,348.73
0000305197	*BUS OPERATOR	51,667.20	52,707.20	1,040.00	26,581.53	244.41	0.00	26,825.94

METROPOLITAN ATLANTA RAPID TRANSIT AUTHORITY (MARTA)
MARTOC REPORT

AS OF : 30-JUN-
DATE PRINTED : 24-AUG-2022

EE NUMBER	TITLE	FY 21 BASE SALARY	FY 22 BASE SALARY	DIFFERENCE +/-	REGULAR EARNINGS	OVERTIME EARNINGS	OTHER EARNINGS	TOTAL EARNINGS
0000335450	*BUS OPERATOR	51,147.20	52,187.20	1,040.00	48,176.18	5,748.29	4,363.84	58,288.31
0000329331	SUPT BUS COMMUNICATIONS CENTER	70,144.62	78,137.80	7,993.18	73,626.82	0.00	11,306.96	84,933.78
0000331118	INSTRUCTOR BUS OPERATIONS	51,147.20	58,344.00	7,196.80	56,658.97	9,963.29	0.00	66,622.26
0000344922	*BUS OPERATOR	36,171.20	40,705.60	4,534.40	41,044.24	8,151.37	1,095.92	50,291.53
0000336149	SR INFORMATION SYSTEMS ANALYST	83,018.00	95,524.00	12,506.00	86,885.25	0.00	0.00	86,885.25
0000305852	FACILITIES & MOVING COORD	47,326.50	55,234.14	7,907.64	47,272.78	18.21	7,214.61	54,505.60
0000321905	*PT BUS OPERATOR	0.00	0.00	0.00	22,883.10	0.00	0.00	22,883.10
0000335384	*BUS OPERATOR	51,147.20	52,187.20	1,040.00	50,144.78	4,507.32	1,180.32	55,832.42
0000305644	FOREMAN TRAIN CONTROL	60,777.60	64,500.80	3,723.20	66,415.37	22,579.56	3,612.00	92,606.93
0000304642	*SERVICEPERSON V	53,580.80	54,662.40	1,081.60	60,273.49	9,947.42	0.00	70,220.91
0000334394	*STATION AGENT	45,760.00	46,675.20	915.20	50,314.30	346.50	0.00	50,660.80
0000336311	CONTRACT SPECIALIST III	76,185.72	80,825.68	4,639.96	79,160.19	0.00	310.87	79,471.06
0000338537	*RAIL OPERATOR	47,424.00	52,187.20	4,763.20	40,748.36	4,495.37	3,939.44	49,183.17
0000347159	*BUS OPERATOR	36,899.20	36,899.20	0.00	25,841.86	5,307.95	0.00	31,149.81
0000326472	FIELD INSPECTOR III	64,447.50	68,406.00	3,958.50	70,952.57	14,224.39	6,810.00	91,986.96
0000343678	*JOURNEYMAN BUS TECHNICIAN	52,291.20	53,060.80	769.60	24,494.58	1,140.75	225.00	25,860.33
0000305814	*STATION AGENT	46,280.00	47,195.20	915.20	49,473.31	1,303.11	0.00	50,776.42
0000336312	SR DATABASE ADMINISTRATOR	104,860.60	111,246.98	6,386.38	109,381.32	0.00	0.00	109,381.32
0000335630	*JOURNEYMAN OVERHAULER	56,180.80	57,324.80	1,144.00	59,847.01	11,673.21	225.00	71,745.22
0000332792	BUDGET & GRANTS ADMINISTRATOR	60,028.28	79,131.00	19,102.72	59,608.38	0.00	6,299.23	65,907.61
0000346170	SUPV CUSTOMER INFO CENTR (DATE LAST EMPLOYED 03-Jan-2022)	65,000.26	65,000.26	0.00	35,000.30	0.00	2,063.01	37,063.31
0000344164	*BUS OPERATOR	39,894.40	44,532.80	4,638.40	35,960.63	3,217.43	2,960.84	42,138.90
0000303186	*BUS OPERATOR	51,667.20	52,707.20	1,040.00	63,721.79	48,161.64	0.00	111,883.43
0000333694	*JOURNEYMAN OVERHAULER	56,180.80	57,324.80	1,144.00	59,529.69	1,110.65	225.00	60,865.34
0000344198	*JOURNEYMAN ET-RAIL CAR MAINT	53,227.20	57,324.80	4,097.60	59,002.82	11,166.78	225.00	70,394.60
0000335989	*BUS OPERATOR	51,147.20	52,187.20	1,040.00	49,530.85	2,797.60	798.89	53,127.34
0000327737	FARE COLLECTION PROCESSOR	26,091.00	30,127.50	4,036.50	28,614.08	219.43	103.43	28,936.94
0000321601	*SERVICEPERSON I	39,166.40	39,956.80	790.40	43,294.80	1,575.87	0.00	44,870.67
0000331291	*BUS OPERATOR	51,147.20	52,187.20	1,040.00	51,582.69	7,514.25	4,223.80	63,320.74
0000331189	*JOURNEYMAN RAIL CAR MECHANIC	56,180.80	57,324.80	1,144.00	62,279.40	5,994.36	225.00	68,498.76
0000340014	AGM RESEARCH & ANALYSIS	162,685.38	167,566.10	4,880.72	164,937.30	0.00	0.00	164,937.30
0000342160	*BUS OPERATOR (DATE LAST EMPLOYED 08-Jul-2022)	43,659.20	48,380.80	4,721.60	41,869.65	5,536.89	3,816.57	51,223.11
0000320320	*RAIL STATION CLEANER	34,964.80	35,672.00	707.20	39,480.31	2,777.73	0.00	42,258.04
0000302149	*JOURNEYMAN RAIL CAR MECHANIC	56,700.80	57,844.80	1,144.00	51,766.26	15,743.75	4,421.33	71,931.34
0000335495	*BUS OPERATOR	51,147.20	52,187.20	1,040.00	42,918.63	3,396.17	4,359.41	50,674.21

METROPOLITAN ATLANTA RAPID TRANSIT AUTHORITY (MARTA)
MARTOC REPORT

EE NUMBER	TITLE	FY 21 BASE SALARY	FY 22 BASE SALARY	DIFFERENCE +/-	REGULAR EARNINGS	OVERTIME EARNINGS	OTHER EARNINGS	TOTAL EARNINGS
0000338097	CONTRACT PROFESSIONAL	0.00	0.00	0.00	66,226.04	0.00	0.00	66,226.04
0000324935	RADIO COMMUNICATIONS ENGINEER	63,772.80	89,507.08	25,734.28	73,911.92	11,897.68	3,789.60	89,599.20
0000346617	*BUS OPERATOR	36,899.20	36,899.20	0.00	34,756.23	12,889.38	0.00	47,645.61
0000331994	*BUS OPERATOR	51,147.20	52,187.20	1,040.00	54,278.03	1,573.14	1,401.04	57,252.21
0000302058	*BUS OPERATOR	51,667.20	52,707.20	1,040.00	56,363.28	6,908.03	405.44	63,676.75
0000332235	SECURITY TECHNICIAN	39,166.40	60,112.00	20,945.60	40,872.80	0.00	2,328.00	43,200.80
0000342983	*BUS OPERATOR	39,894.40	44,532.80	4,638.40	42,259.74	5,120.37	3,164.88	50,544.99
0000304950	*JOURNEYMAN RAIL CAR MECHANIC	56,700.80	57,844.80	1,144.00	62,541.56	0.00	225.00	62,766.56
0000341509	TRANSIT POLICE OFFICER	49,691.20	55,390.40	5,699.20	43,044.72	30,772.44	13,466.84	87,284.00
0000307095	*REVENUE AGENT	50,856.00	52,395.20	1,539.20	52,868.44	731.69	978.00	54,578.13
0000303793	TRANSIT POLICE OFFICER SPECIAL	62,878.40	62,878.40	0.00	38,757.04	0.00	1,209.20	39,966.24
0000334494	*BUS OPERATOR (DATE LAST EMPLOYED 04-May-2022)	51,147.20	52,187.20	1,040.00	31,018.34	324.97	1,905.25	33,248.56
0000316333	*BUS OPERATOR	51,147.20	52,187.20	1,040.00	51,957.70	15,762.64	3,768.90	71,489.24
0000316843	*MATERIAL CONTROLLER	52,124.80	53,185.60	1,060.80	57,935.07	9,279.25	0.00	67,214.32
0000340740	GEN SUPT LIGHT RAIL	89,620.70	94,833.70	5,213.00	93,250.13	0.00	12,474.55	105,724.68
0000340451	*BUS OPERATOR	43,659.20	48,380.80	4,721.60	34,819.12	5,053.67	2,528.80	42,401.59
0000320763	*SERVICEPERSON I (A)	39,728.00	40,539.20	811.20	35,073.25	171.90	563.46	35,808.61
0000343160	RAIL SERVICES CONTROLLER	76,835.20	81,536.00	4,700.80	80,563.75	2,915.25	3,136.00	86,615.00
0000337446	CJIT-POLICE DISPATCHER	44,387.20	47,112.00	2,724.80	37,498.76	21,587.67	13,164.46	72,250.89
0000315209	TRANSIT POLICE LIEUTENANT	88,628.80	94,036.80	5,408.00	94,501.28	3,901.83	10,937.85	109,340.96
0000331813	*JOURNEYMAN ELEC POWER ELECT	56,180.80	57,324.80	1,144.00	52,475.22	40.52	3,042.84	55,558.58
0000332120	*BUS OPERATOR	51,147.20	52,187.20	1,040.00	57,127.17	19,231.42	0.00	76,358.59
0000341731	*JOURNEYMAN ET-COMPUTER MAINT	56,180.80	57,324.80	1,144.00	56,315.47	13,367.12	3,514.60	73,197.19
0000341474	*BUS OPERATOR	39,894.40	44,532.80	4,638.40	48,058.08	29,627.02	171.28	77,856.38
0000343525	*BUS OPERATOR	39,894.40	44,532.80	4,638.40	40,010.61	2,423.57	3,320.07	45,754.25
0000307132	*BUS OPERATOR	51,147.20	52,707.20	1,560.00	57,432.62	12,078.15	0.00	69,510.77
0000342926	*JOURNEYMAN ELEC POWER ELECT	48,755.20	54,308.80	5,553.60	37,213.92	5,154.27	428.12	42,796.31
0000304627	SUPV TECH SUPPORT SVCS CENTR	77,812.02	82,551.04	4,739.02	80,268.50	0.00	8,982.39	89,250.89
0000306773	MGR CAD	102,486.02	116,380.94	13,894.92	112,100.12	0.00	10,762.14	122,862.26
0000328464	*JOURNEYMAN RAIL CAR MECHANIC	48,755.20	57,324.80	8,569.60	56,061.81	1,879.76	1,327.40	59,268.97
0000321706	*JOURNEYMAN TRACK WALKER	56,180.80	57,324.80	1,144.00	62,611.38	11,315.44	0.00	73,926.82
0000306118	SUPV BUS TRANSPORTATION (DATE LAST EMPLOYED 01-Apr-2022)	62,441.60	66,268.80	3,827.20	32,914.60	645.43	6,432.50	39,992.53
0000304986	SUPV RAIL LINE	62,608.00	66,456.00	3,848.00	68,033.08	11,180.17	5,976.50	85,189.75
0000337528	*BUS OPERATOR	51,147.20	52,187.20	1,040.00	33,663.13	6,858.99	1,245.98	41,768.10

METROPOLITAN ATLANTA RAPID TRANSIT AUTHORITY (MARTA)
MARTOC REPORT

EE NUMBER	TITLE	FY 21	FY 22	DIFFERENCE	REGULAR	OVERTIME	OTHER	TOTAL
		BASE SALARY	BASE SALARY	+/-	EARNINGS	EARNINGS	EARNINGS	EARNINGS
0000346651	*SERVICEPERSON I	38,272.00	38,272.00	0.00	34,456.56	1,682.52	0.00	36,139.08
0000302200	*JOURNEYMAN RAIL CAR MECHANIC	56,700.80	57,844.80	1,144.00	65,120.74	47,927.88	225.00	113,273.62
0000320152	*RAIL OPERATOR	51,147.20	52,187.20	1,040.00	45,829.35	3,472.22	5,951.75	55,253.32
0000304907	DIVISION DISPATCHER (DATE LAST EMPLOYED 01-Apr-2022)	62,379.20	66,185.60	3,806.40	51,255.71	3,154.54	4,861.47	59,271.72
0000347403	*BUS OPERATOR	36,899.20	36,899.20	0.00	19,560.35	3,050.89	0.00	22,611.24
0000335438	*BUS OPERATOR	51,147.20	52,187.20	1,040.00	50,787.30	1,790.10	3,827.86	56,405.26
0000336496	*BUS OPERATOR	51,147.20	52,187.20	1,040.00	48,943.64	3,163.88	3,389.06	55,496.58
0000331882	TRANSIT POLICE SERGEANT	62,878.40	74,235.20	11,356.80	73,199.39	8,147.80	2,333.10	83,680.29
0000346483	PROTECTIVE SPEC POLICE CADET (DATE LAST EMPLOYED 23-Feb-2022)	42,848.00	42,848.00	0.00	21,049.65	1,810.13	1,816.31	24,676.09
0000338873	*JOURNEYMAN ET-RADIO MAINT	56,180.80	57,324.80	1,144.00	62,382.96	19,118.81	225.00	81,726.77
0000319543	DISPATCHER RADIO COMMUNICATION	57,116.80	60,611.20	3,494.40	60,729.02	8,209.57	3,462.80	72,401.39
0000316273	*RAIL OPERATOR (DATE LAST EMPLOYED 01-Jan-2022)	51,147.20	51,147.20	0.00	22,284.38	2,112.82	9,049.12	33,446.32
0000319050	*JOURNEYMAN STRUCTURAL INSPECT	56,180.80	57,324.80	1,144.00	62,680.78	25,686.03	0.00	88,366.81
0000320366	*RAIL STATION CLEANER	34,964.80	35,672.00	707.20	36,993.91	7,802.48	2,469.60	47,265.99
0000302190	*JOURNEYMAN ET-RADIO MAINT (DATE LAST EMPLOYED 01-Jan-2022)	56,700.80	56,700.80	0.00	33,207.16	163.56	225.00	33,595.72
0000338543	*BUS OPERATOR	47,424.00	52,187.20	4,763.20	43,280.53	3,513.87	926.32	47,720.72
0000305638	*SERVICEPERSON I	35,484.80	36,732.80	1,248.00	37,528.21	5,522.75	555.52	43,606.48
0000305930	CONTRACT PROFESSIONAL DISPATCH	0.00	0.00	0.00	67,593.35	6,595.56	0.00	74,188.91
0000344756	*JOURNEYMAN BUS TECHNICIAN	52,291.20	54,142.40	1,851.20	56,601.40	11,595.24	225.00	68,421.64
0000335496	*JOURNEYMAN ET-RADIO MAINT	56,180.80	57,324.80	1,144.00	58,394.58	1,381.00	225.00	60,000.58
0000342908	INTERIM GENERAL MANAGER CEO	325,000.00	348,140.00	23,140.00	359,179.48	0.00	0.00	359,179.48
0000326347	*JOURNEYMAN RAIL CAR MECHANIC	56,180.80	57,324.80	1,144.00	59,230.97	1,649.12	225.00	61,105.09
0000333580	*BUS OPERATOR	51,147.20	52,187.20	1,040.00	48,009.98	1,452.44	4,810.94	54,273.36
0000341604	*BUS OPERATOR	43,659.20	48,380.80	4,721.60	49,812.22	13,758.23	1,343.37	64,913.82
0000346519	RAIL SERVICES CONTROLLER (DATE LAST EMPLOYED 24-Jan-2022)	76,835.20	76,835.20	0.00	39,304.16	0.00	2,511.92	41,816.08
0000345954	*PT BUS OPERATOR	23,062.00	23,062.00	0.00	21,550.00	104.34	0.00	21,654.34
0000335505	*BUS OPERATOR	51,147.20	52,187.20	1,040.00	56,193.12	6,245.26	0.00	62,438.38
0000303371	*RAIL OPERATOR	51,667.20	52,707.20	1,040.00	58,535.71	20,768.73	0.00	79,304.44
0000342407	*BUS OPERATOR	43,659.20	48,380.80	4,721.60	41,326.26	7,295.91	0.00	48,622.17
0000303715	*BUS OPERATOR	51,667.20	52,707.20	1,040.00	28,429.46	3,901.39	0.00	32,330.85
0000347446	*BUS OPERATOR	36,899.20	36,899.20	0.00	18,467.56	2,675.66	0.00	21,143.22
0000305573	*BUS OPERATOR	51,667.20	52,707.20	1,040.00	57,234.18	15,093.24	0.00	72,327.42
0000322347	MGR INSURANCE SAFETY	81,149.64	86,091.98	4,942.34	85,104.44	0.00	4,776.76	89,881.20
0000333478	*JOURNEYMAN AA BUS TECHNICIAN	56,180.80	57,324.80	1,144.00	58,513.13	24,566.22	225.00	83,304.35

METROPOLITAN ATLANTA RAPID TRANSIT AUTHORITY (MARTA)
MARTOC REPORT

EE NUMBER	TITLE	FY 21	FY 22	DIFFERENCE +/-	REGULAR EARNINGS	OVERTIME EARNINGS	OTHER EARNINGS	TOTAL EARNINGS
		BASE SALARY	BASE SALARY					
0000319031	SUPV BUS TRANSPORTATION (DATE LAST EMPLOYED 24-Jan-2022)	58,843.20	60,611.20	1,768.00	34,904.51	1,078.06	10,276.81	46,259.38
0000304690	*BUS OPERATOR	51,667.20	52,707.20	1,040.00	60,194.59	30,836.87	0.00	91,031.46
0000318791	SUPV BUS TRANSPORTATION (DATE LAST EMPLOYED 26-Jan-2022)	56,576.00	58,843.20	2,267.20	33,614.27	3,257.71	10,618.37	47,490.35
0000302547	*BUS OPERATOR	51,667.20	52,707.20	1,040.00	57,422.44	14,429.56	0.00	71,852.00
0000337494	BUYER PLANNER III	72,184.32	76,580.40	4,396.08	75,294.77	0.00	0.00	75,294.77
0000326268	*JOURNEYMAN RAIL CAR MECHANIC	56,180.80	57,324.80	1,144.00	60,299.91	0.00	225.00	60,524.91
0000332782	SR FINANCIAL ANALYST	100,081.54	112,849.88	12,768.34	106,842.49	0.00	3,964.78	110,807.27
0000339024	*JOURNEYMAN AA BUS TECHNICIAN	54,433.60	57,324.80	2,891.20	66,521.34	52,736.83	225.00	119,483.17
0000327676	*JOURNEYMAN RAIL CAR MECHANIC	56,180.80	57,324.80	1,144.00	60,460.21	15,206.75	225.00	75,891.96
0000343495	*BUS OPERATOR	39,894.40	44,532.80	4,638.40	22,523.25	3,286.98	460.32	26,270.55
0000332900	*BUS OPERATOR	51,147.20	52,187.20	1,040.00	55,747.99	11,313.05	209.76	67,270.80
0000332002	*BUS OPERATOR	51,147.20	52,187.20	1,040.00	37,214.58	2,780.05	401.44	40,396.07
0000306235	*JOURNEYMAN ET-RAIL CAR MAINT	56,700.80	57,844.80	1,144.00	63,066.96	4,906.80	225.00	68,198.76
0000339301	CUSTOMER CARE FIELD REP (DATE LAST EMPLOYED 09-Feb-2022)	44,382.00	45,727.50	1,345.50	22,985.63	0.00	2,916.53	25,902.16
0000332953	REDUCED FARE REPRESENTATIVE	33,871.50	35,958.00	2,086.50	33,342.22	67.55	1,745.25	35,155.02
0000345738	*BUS OPERATOR (DATE LAST EMPLOYED 10-Jun-2022)	36,171.20	40,705.60	4,534.40	35,610.24	7,239.98	0.00	42,850.22
0000341411	CONTRACT EMP PT	0.00	0.00	0.00	22,133.69	151.11	0.00	22,284.80
0000302720	*BUS OPERATOR	51,667.20	52,707.20	1,040.00	41,101.40	4,926.36	6,232.32	52,260.08
0000345673	SR SERVICE PLANNER	73,000.20	84,965.14	11,964.94	79,904.41	0.00	0.00	79,904.41
0000343454	TRANSIT POLICE OFFICER	39,291.20	47,340.80	8,049.60	41,602.64	6,595.14	3,278.45	51,476.23
0000305970	CONTRACT PROFESSIONAL	0.00	0.00	0.00	50,208.73	3,067.13	0.00	53,275.86
0000306527	*BUS OPERATOR (DATE LAST EMPLOYED 01-May-2022)	51,667.20	52,707.20	1,040.00	47,755.28	12,488.54	4,382.81	64,626.63
0000345974	MGR BUSINESS DEV SALES	100,000.16	103,000.30	3,000.14	101,385.46	0.00	0.00	101,385.46
0000342228	CONTRACT SPECIALIST II (DATE LAST EMPLOYED 25-Mar-2022)	62,125.18	65,908.96	3,783.78	49,593.92	0.00	2,566.75	52,160.67
0000340394	PROTECTIVE SPEC POLICE CADET	31,200.00	42,848.00	11,648.00	37,266.80	2,516.85	0.00	39,783.65
0000303155	SUPV BUS TRANSPORTATION	62,379.20	66,185.60	3,806.40	54,297.08	3,447.66	3,576.04	61,320.78
0000338055	*STATION AGENT	45,760.00	46,675.20	915.20	47,878.72	3,362.04	2,555.29	53,796.05
0000325943	*BUS OPERATOR (DATE LAST EMPLOYED 01-Apr-2022)	51,147.20	52,187.20	1,040.00	30,708.70	3,325.92	3,900.22	37,934.84
0000329417	*JOURNEYMAN ET-RADIO MAINT	56,180.80	57,324.80	1,144.00	62,965.75	32,262.05	225.00	95,452.80
0000337474	*BUS OPERATOR	51,147.20	52,187.20	1,040.00	56,044.83	12,848.37	1,526.53	70,419.73
0000345266	PROTECTIVE SPEC POLICE CADET	31,200.00	42,848.00	11,648.00	34,824.36	2,466.85	2,266.00	39,557.21
0000334658	*BUS OPERATOR	51,147.20	52,187.20	1,040.00	38,775.61	3,409.47	2,847.97	45,033.05
0000315206	SUPT RAIL CAR MAINT	75,316.02	87,893.52	12,577.50	77,950.86	0.00	5,611.33	83,562.19
0000344793	*JOURNEYMAN BUS TECHNICIAN	52,291.20	54,142.40	1,851.20	56,817.35	14,006.57	225.00	71,048.92

MARTOC REPORT

EE NUMBER	TITLE	FY 21	FY 22	DIFFERENCE +/-	REGULAR EARNINGS	OVERTIME EARNINGS	OTHER EARNINGS	TOTAL EARNINGS
		BASE SALARY	BASE SALARY					
0000305844	*BUS OPERATOR	51,667.20	52,707.20	1,040.00	59,072.98	24,363.93	0.00	83,436.91
0000319880	*BUS OPERATOR	51,147.20	52,187.20	1,040.00	50,215.45	12,288.99	4,383.84	66,888.28
0000328129	*BUS OPERATOR	51,147.20	52,187.20	1,040.00	53,435.90	8,355.32	2,107.56	63,898.78
0000334980	*BUS OPERATOR (DATE LAST EMPLOYED 06-May-2022)	51,147.20	52,187.20	1,040.00	39,079.17	5,219.11	1,204.32	45,502.60
0000342006	*BUS OPERATOR	43,659.20	48,380.80	4,721.60	46,250.37	5,471.78	2,466.56	54,188.71
0000304367	*LIGHT RAIL OPERATOR	39,894.40	44,532.80	4,638.40	44,681.70	544.45	0.00	45,226.15
0000307024	SYSTEM SAFETY COORDINATOR	96,408.00	102,279.32	5,871.32	100,565.27	0.00	509.24	101,074.51
0000343787	*BUS OPERATOR	39,894.40	44,532.80	4,638.40	45,859.58	7,008.26	0.00	52,867.84
0000345231	CJIT-CALL TAKER	39,707.20	42,161.60	2,454.40	38,879.77	10,221.93	3,658.74	52,760.44
0000302675	*JOURNEYMAN SUPPORT EQUIPMENT (DATE LAST EMPLOYED 01-Apr-2022)	56,700.80	57,844.80	1,144.00	59,969.79	61.34	1,097.32	61,128.45
0000337707	DIR TECH SUPPORT SERVICES	148,405.92	158,972.58	10,566.66	156,249.19	0.00	9,375.31	165,624.50
0000317959	*BUS OPERATOR	51,147.20	52,187.20	1,040.00	43,519.68	997.20	393.44	44,910.32
0000342704	*JOURNEYMAN BUS TECHNICIAN	53,060.80	54,600.00	1,539.20	56,538.51	5,063.53	225.00	61,827.04
0000330540	SR INSTRUCTOR BUS TRANSPORT	75,835.24	80,453.88	4,618.64	79,104.24	0.00	6,008.52	85,112.76
0000338639	ACCOUNTANT III (DATE LAST EMPLOYED 22-Mar-2022)	64,517.44	66,453.14	1,935.70	30,595.68	0.00	3,600.07	34,195.75
0000345363	*JOURNEYMAN BUS TECHNICIAN	48,755.20	53,352.00	4,596.80	60,876.05	38,712.77	225.00	99,813.82
0000303492	*SERVICEPERSON V	53,580.80	54,662.40	1,081.60	52,739.64	3,047.75	0.00	55,787.39
0000302829	SR EXECUTIVE ADMINISTRATOR	83,000.06	88,054.98	5,054.92	86,580.19	0.00	10,012.25	96,592.44
0000303122	SUPV BUS TRANSPORTATION	65,956.80	70,012.80	4,056.00	66,045.27	80.72	3,109.59	69,235.58
0000331588	*BUS OPERATOR	51,147.20	51,147.20	0.00	22,321.37	2,091.79	2,950.80	27,363.96
0000303217	TRANSIT POLICE LIEUTENANT	88,628.80	94,036.80	5,408.00	93,576.00	1,311.09	0.00	94,887.09
0000346997	*JOURNEYMAN BUS TECHNICIAN	49,732.80	49,732.80	0.00	25,213.90	1,739.08	0.00	26,952.98
0000344459	*BUS OPERATOR	39,894.40	44,532.80	4,638.40	41,844.05	6,451.44	3,131.62	51,427.11
0000335205	*BUS OPERATOR	51,147.20	52,187.20	1,040.00	55,819.37	5,746.90	396.64	61,962.91
0000330683	*RAIL OPERATOR (DATE LAST EMPLOYED 21-Apr-2022)	51,147.20	52,187.20	1,040.00	41,816.17	4,262.11	3,171.53	49,249.81
0000343485	FIRE PROTECTION ENGINEER VI	95,962.10	101,806.38	5,844.28	100,099.78	0.00	3,801.58	103,901.36
0000302302	*BUS OPERATOR	51,667.20	52,707.20	1,040.00	54,061.30	37,967.88	0.00	92,029.18
0000317917	SR ADJUSTER LIABILITY LITIG	69,356.82	87,550.32	18,193.50	80,413.61	0.00	4,410.34	84,823.95
0000320361	*SERVICEPERSON I	35,484.80	39,956.80	4,472.00	33,468.15	1,683.42	3,998.28	39,149.85
0000318792	*BUS OPERATOR	51,147.20	52,187.20	1,040.00	54,074.21	6,568.86	2,163.92	62,806.99
0000319671	CONTRACT EMP PT POLICE OFFICER	0.00	0.00	0.00	50,029.56	38.63	0.00	50,068.19
0000316610	*BUS OPERATOR	51,147.20	52,187.20	1,040.00	46,044.66	3,956.01	6,668.44	56,669.11
0000342506	*BUS OPERATOR	43,659.20	48,380.80	4,721.60	48,992.11	10,723.44	0.00	59,715.55
0000304686	*BUS OPERATOR	51,667.20	52,707.20	1,040.00	56,706.77	13,979.81	0.00	70,686.58

METROPOLITAN ATLANTA RAPID TRANSIT AUTHORITY (MARTA)
MARTOC REPORT

EE NUMBER	TITLE	FY 21	FY 22	DIFFERENCE	REGULAR	OVERTIME	OTHER	TOTAL
		BASE SALARY	BASE SALARY	+/-	EARNINGS	EARNINGS	EARNINGS	EARNINGS
0000322946	CAPITAL PROJECT COORDINATOR	72,745.92	77,176.32	4,430.40	75,979.53	0.00	0.00	75,979.53
0000337368	*RAIL STATION CLEANER	34,964.80	35,672.00	707.20	31,049.69	3,960.38	0.00	35,010.07
0000336501	*BUS OPERATOR	47,424.00	52,187.20	4,763.20	21,241.53	5,148.00	0.00	26,389.53
0000302098	ELECTRICAL ENGINEER VI	102,512.28	108,755.66	6,243.38	106,930.33	0.00	12,592.59	119,522.92
0000342609	CONFIG MGMT SPECIALIST III	65,726.96	69,729.92	4,002.96	68,559.64	0.00	347.18	68,906.82
0000346049	*BUS OPERATOR	36,171.20	40,705.60	4,534.40	41,455.83	16,154.09	0.00	57,609.92
0000304269	*BUS OPERATOR	51,147.20	52,707.20	1,560.00	52,756.92	14,118.58	3,480.68	70,356.18
0000347449	*BUS OPERATOR	36,899.20	36,899.20	0.00	17,477.66	4,341.45	0.00	21,819.11
0000343520	*BUS OPERATOR	39,894.40	44,532.80	4,638.40	44,948.68	11,163.02	2,867.04	58,978.74
0000303694	CONTRACT EMP PT POLICE OFFICER	0.00	0.00	0.00	49,416.70	3,236.78	0.00	52,653.48
0000343473	*BUS OPERATOR	39,894.40	44,532.80	4,638.40	41,210.80	3,648.75	5,326.28	50,185.83
0000305366	CONTRACT SUPV OPERATIONS	0.00	0.00	0.00	19,840.00	5,564.50	0.00	25,404.50
0000317910	TRANSIT POLICE OFFICER	60,465.60	67,371.20	6,905.60	49,779.43	27,253.68	15,649.93	92,683.04
0000333697	TRANSIT POLICE SERGEANT (DATE LAST EMPLOYED 18-Feb-2022)	57,532.80	61,048.00	3,515.20	39,383.29	3,087.11	5,392.77	47,863.17
0000327311	*JOURNEYMAN RAIL CAR MECHANIC	56,180.80	57,324.80	1,144.00	57,508.95	496.32	225.00	58,230.27
0000328954	*SERVICEPERSON I	39,166.40	39,956.80	790.40	43,846.26	6,461.65	150.64	50,458.55
0000305652	*BUS OPERATOR	51,667.20	52,707.20	1,040.00	58,240.51	40,420.96	212.39	98,873.86
0000304650	SUPV RIDESTORE OPERATIONS	59,476.56	63,098.88	3,622.32	58,505.85	0.00	9,987.94	68,493.79
0000334018	*BUS OPERATOR	51,147.20	52,187.20	1,040.00	55,554.83	17,552.11	1,180.32	74,287.26
0000304626	MGR MEDIA SALES	77,523.42	82,245.02	4,721.60	72,324.70	0.00	12,290.77	84,615.47
0000339128	*MATERIAL CONTROLLER	41,849.60	47,798.40	5,948.80	44,899.16	6,895.25	1,244.60	53,039.01
0000322991	OFFICE ADMINISTRATOR II	60,302.58	63,975.08	3,672.50	55,940.57	0.00	6,963.90	62,904.47
0000303663	*BUS OPERATOR	51,667.20	52,707.20	1,040.00	57,608.90	15,216.52	0.00	72,825.42
0000320931	FOREMAN POWER	62,608.00	66,456.00	3,848.00	67,716.90	14,284.04	1,240.40	83,241.34
0000344471	TRANSIT POLICE OFFICER	39,291.20	45,531.20	6,240.00	34,000.87	14,284.25	11,298.66	59,583.78
0000304127	*BUS OPERATOR	51,667.20	52,707.20	1,040.00	41,905.35	1,241.82	4,237.12	47,384.29
0000347067	*BUS OPERATOR	36,899.20	36,899.20	0.00	27,372.79	10,744.32	0.00	38,117.11
0000320286	SCHEDULE ANALYST II (DATE LAST EMPLOYED 09-May-2022)	60,302.58	63,975.08	3,672.50	51,871.71	0.00	5,087.74	56,959.45
0000315036	RAIL SERVICES CONTROLLER	76,835.20	81,536.00	4,700.80	80,489.00	3,149.45	7,891.00	91,529.45
0000337401	INSTRUCTOR BUS OPERATIONS	58,344.00	61,921.60	3,577.60	60,019.57	24,992.22	693.60	85,705.39
0000343387	*BUS OPERATOR	39,894.40	44,532.80	4,638.40	42,338.45	6,174.63	3,464.01	51,977.09
0000334470	*JOURNEYMAN ELEC POWER ELECT	56,180.80	57,324.80	1,144.00	60,597.98	22,843.45	2,151.63	85,593.06
0000319447	ASST SUPV FIELD DATA COLL	54,350.40	57,660.72	3,310.32	56,693.67	0.00	0.00	56,693.67
0000324740	SR DIR CUSTOMER & EMP EXPER	150,000.24	157,590.42	7,590.18	160,062.86	0.00	0.00	160,062.86
0000343775	*BUS OPERATOR	39,894.40	44,532.80	4,638.40	31,572.90	4,216.00	1,841.68	37,630.58

METROPOLITAN ATLANTA RAPID TRANSIT AUTHORITY (MARTA)
MARTOC REPORT

EE NUMBER	TITLE	FY 21 BASE SALARY	FY 22 BASE SALARY	DIFFERENCE +/-	REGULAR EARNINGS	OVERTIME EARNINGS	OTHER EARNINGS	TOTAL EARNINGS
0000346226	REGIONAL PLANNER III	56,000.10	69,525.30	13,525.20	62,682.45	0.00	0.00	62,682.45
0000315290	QA ENGINEER	78,956.02	83,764.72	4,808.70	82,359.81	0.00	6,959.46	89,319.27
0000304899	*BUS OPERATOR	51,667.20	52,707.20	1,040.00	56,071.72	6,422.07	0.00	62,493.79
0000315236	*JOURNEYMAN TRACK WALKER	56,180.80	57,324.80	1,144.00	64,602.05	20,536.40	0.00	85,138.45
0000322680	*JOURNEYMAN RAIL CAR MECHANIC	56,180.80	57,324.80	1,144.00	60,724.19	6,546.41	225.00	67,495.60
0000347152	FIELD INSPECTOR I	54,892.50	54,892.50	0.00	31,659.31	5,134.94	0.00	36,794.25
0000331668	*STATION AGENT	45,760.00	46,675.20	915.20	45,388.50	3,630.00	6,761.92	55,780.42
0000330892	SUPV BUS TRANSPORTATION	58,843.20	62,441.60	3,598.40	56,860.08	6,107.43	4,325.04	67,292.55
0000319607	*JOURNEYMAN ET-RAIL CAR MAINT	56,180.80	57,324.80	1,144.00	70,133.02	20,669.75	225.00	91,027.77
0000338910	*BUS OPERATOR	47,424.00	52,187.20	4,763.20	20,678.17	3,429.32	0.00	24,107.49
0000337602	*RAIL STATION CLEANER	34,964.80	35,672.00	707.20	39,249.14	14,293.10	0.00	53,542.24
0000344109	*BUS OPERATOR	39,894.40	44,532.80	4,638.40	44,736.56	3,474.25	0.00	48,210.81
0000327289	*BUS OPERATOR	51,147.20	52,187.20	1,040.00	55,201.23	10,971.64	0.00	66,172.87
0000322447	*BUS OPERATOR	51,147.20	52,187.20	1,040.00	50,822.09	9,612.13	2,980.64	63,414.86
0000329338	SUPV RAIL LINE	62,379.20	66,185.60	3,806.40	64,993.35	11,189.87	1,482.72	77,665.94
0000305758	*SERVICEPERSON I	39,686.40	40,476.80	790.40	47,723.28	14,035.12	0.00	61,758.40
0000320876	*JOURNEYMAN ELEC POWER ELECT	56,180.80	57,324.80	1,144.00	60,631.16	3,547.32	225.00	64,403.48
0000322378	GEN SUPT CONTROL CENTER	120,000.14	127,308.48	7,308.34	125,175.66	0.00	7,374.84	132,550.50
0000321954	*RAIL OPERATOR	51,147.20	52,187.20	1,040.00	39,838.16	664.09	6,036.60	46,538.85
0000302142	INSTRUCTOR CAR MAINT ELECT	62,691.20	66,539.20	3,848.00	65,683.84	3,774.71	1,242.00	70,700.55
0000333412	*BUS OPERATOR	51,147.20	52,187.20	1,040.00	56,595.04	19,242.34	790.88	76,628.26
0000328919	DISPATCHER RADIO COMMUNICATION	61,193.60	64,937.60	3,744.00	64,483.26	6,460.78	242.48	71,186.52
0000344352	TRANSIT POLICE SERGEANT	55,931.20	65,998.40	10,067.20	64,547.04	28,455.27	317.30	93,319.61
0000343058	*BUS OPERATOR	39,894.40	44,532.80	4,638.40	44,763.03	8,106.05	2,248.05	55,117.13
0000319812	*BUS OPERATOR	51,147.20	52,187.20	1,040.00	56,498.33	18,156.75	0.00	74,655.08
0000343713	*JOURNEYMAN AA BUS TECHNICIAN	54,246.40	57,324.80	3,078.40	56,897.46	9,703.87	225.00	66,826.33
0000346696	SR GRAPHICS DESIGNER	68,874.26	68,874.26	0.00	57,507.04	0.00	0.00	57,507.04
0000326198	IT QUALITY ASSURANCE ENGINEER	99,458.84	105,516.32	6,057.48	103,748.39	0.00	11,956.11	115,704.50
0000305856	MOBILITY CUSTOMER CARE REP	37,011.00	40,423.50	3,412.50	38,337.56	647.00	879.76	39,864.32
0000302325	*JOURNEYMAN BUS TECHNICIAN	55,328.00	56,971.20	1,643.20	66,202.46	61,591.00	225.00	128,018.46
0000343173	*BUS OPERATOR	39,894.40	44,532.80	4,638.40	46,165.01	10,635.39	2,309.76	59,110.16
0000335739	*BUS OPERATOR	51,147.20	52,187.20	1,040.00	50,812.01	9,881.17	1,581.76	62,274.94
0000335872	SR CONTRACT SPECIALIST (DATE LAST EMPLOYED 20-Apr-2022)	87,381.84	92,703.78	5,321.94	68,137.83	0.00	7,694.93	75,832.76
0000313012	MGR ARCHITECTURE	108,965.22	122,560.10	13,594.88	103,710.59	0.00	23,456.17	127,166.76

MARTOC REPORT

EE NUMBER	TITLE	FY 21	FY 22	DIFFERENCE +/-	REGULAR EARNINGS	OVERTIME EARNINGS	OTHER EARNINGS	TOTAL EARNINGS
		BASE SALARY	BASE SALARY					
0000334178	*RAIL OPERATOR	51,147.20	52,187.20	1,040.00	50,117.33	1,879.74	4,163.12	56,160.19
0000343980	*BUS OPERATOR (DATE LAST EMPLOYED 15-Jul-2022)	39,894.40	44,532.80	4,638.40	28,903.73	1,447.75	2,910.94	33,262.42
0000343519	*BUS OPERATOR	39,894.40	44,532.80	4,638.40	42,035.15	4,415.86	1,884.08	48,335.09
0000311394	*JOURNEYMAN ET-RAIL CAR MAINT (DATE LAST EMPLOYED 01-Mar-2022)	56,180.80	56,180.80	0.00	36,792.56	303.88	225.00	37,321.44
0000341154	*BUS OPERATOR	43,659.20	48,380.80	4,721.60	46,221.31	8,465.85	4,620.16	59,307.32
0000332720	SUPV CAR REPAIR INSPECTION	64,459.20	68,390.40	3,931.20	68,185.50	20,384.49	6,849.05	95,419.04
0000302526	*RAIL STATION CLEANER	34,964.80	35,672.00	707.20	35,592.33	456.93	1,621.68	37,670.94
0000303973	*JOURNEYMAN ET-TRAIN CONTROL	56,180.80	57,844.80	1,664.00	69,744.35	36,309.78	225.00	106,279.13
0000341608	*BUS OPERATOR	43,659.20	48,380.80	4,721.60	51,921.67	13,124.42	0.00	65,046.09
0000323243	*BUS OPERATOR	51,147.20	52,187.20	1,040.00	47,150.08	12,470.35	2,199.92	61,820.35
0000344212	*BUS OPERATOR (DATE LAST EMPLOYED 14-May-2022)	39,894.40	44,532.80	4,638.40	44,565.00	8,314.04	0.00	52,879.04
0000342403	*BUS OPERATOR	43,659.20	48,380.80	4,721.60	48,825.43	12,742.98	1,057.28	62,625.69
0000333105	*BUS OPERATOR	51,147.20	52,187.20	1,040.00	56,744.61	5,113.85	0.00	61,858.46
0000321836	INSTRUCTOR BUS OPERATIONS	60,673.60	64,396.80	3,723.20	64,174.08	5,432.12	4,808.00	74,414.20
0000317785	*BUS OPERATOR (DATE LAST EMPLOYED 11-Mar-2022)	51,147.20	52,187.20	1,040.00	31,660.76	989.82	1,782.48	34,433.06
0000330980	SUPV RAIL LINE	51,147.20	62,587.20	11,440.00	60,707.02	33,698.88	6,198.54	100,604.44
0000320428	*BUS OPERATOR	51,147.20	52,187.20	1,040.00	41,571.74	426.38	4,986.03	46,984.15
0000327455	*BUS OPERATOR	51,147.20	52,187.20	1,040.00	44,067.64	9,237.43	4,827.45	58,132.52
0000328291	*BUS OPERATOR (DATE LAST EMPLOYED 27-Jan-2022)	51,147.20	51,147.20	0.00	33,722.78	376.62	1,967.20	36,066.60
0000330915	*BUS OPERATOR	51,147.20	52,187.20	1,040.00	53,138.64	6,805.44	3,163.52	63,107.60
0000337878	DIVISION DISPATCHER	51,147.20	58,843.20	7,696.00	56,339.51	6,195.48	590.16	63,125.15
0000320171	BUSINESS MGMT SPECIALIST	75,448.88	80,043.86	4,594.98	78,404.21	0.00	5,688.98	84,093.19
0000331311	*RAIL OPERATOR	47,424.00	52,187.20	4,763.20	46,018.63	8,034.52	3,404.03	57,457.18
0000304741	*PT BUS OPERATOR	0.00	0.00	0.00	24,257.09	0.00	0.00	24,257.09
0000347958	DEPUTY CHIEF MECHANICAL OFF	185,000.14	185,000.14	0.00	35,577.00	0.00	0.00	35,577.00
0000317666	GIS ANALYST III	82,628.78	87,661.34	5,032.56	85,216.51	0.00	317.81	85,534.32
0000321158	MGR COST ESTIMATION	105,835.08	112,280.74	6,445.66	110,399.45	0.00	8,511.21	118,910.66
0000335307	*BUS OPERATOR	51,147.20	52,187.20	1,040.00	33,899.12	3,526.29	0.00	37,425.41
0000305221	TRANSIT POLICE OFFICER SPECIAL (DATE LAST EMPLOYED 01-Jun-2022)	62,878.40	67,371.20	4,492.80	66,113.15	13,746.58	10,488.36	90,348.09
0000331584	*JOURNEYMAN ET-TELEPHONE MAINT	56,180.80	49,732.80	-6,448.00	58,532.44	9,211.56	765.20	68,509.20
0000303721	SUPV BUS MAINTENANCE	57,262.40	60,777.60	3,515.20	60,446.43	11,216.48	2,430.40	74,093.31
0000318898	*BUS OPERATOR	51,147.20	52,187.20	1,040.00	44,390.20	7,703.33	5,701.89	57,795.42
0000344312	*JOURNEYMAN TRACK MAINTAINER	53,227.20	55,536.00	2,308.80	57,599.14	10,164.02	0.00	67,763.16
0000334696	MECHANICAL ENGINEER VI	84,880.90	90,050.22	5,169.32	88,541.33	0.00	4,333.27	92,874.60

MARTOC REPORT

EE NUMBER	TITLE	FY 21	FY 22	DIFFERENCE +/-	REGULAR EARNINGS	OVERTIME EARNINGS	OTHER EARNINGS	TOTAL EARNINGS
		BASE SALARY	BASE SALARY					
0000320167	*JOURNEYMAN ET-RADIO MAINT	56,180.80	57,324.80	1,144.00	61,410.60	47,955.78	225.00	109,591.38
0000330686	DISPATCHER RADIO COMMUNICATION	57,116.80	60,611.20	3,494.40	52,365.22	6,974.68	3,621.12	62,961.02
0000332890	*BUS OPERATOR	51,147.20	52,187.20	1,040.00	44,342.27	9,640.43	5,100.54	59,083.24
0000322926	*BUS OPERATOR	51,147.20	52,187.20	1,040.00	57,043.18	15,231.84	0.00	72,275.02
0000302242	SUPT RAIL LINE (DATE LAST EMPLOYED 01-Jan-2022)	73,515.26	75,720.84	2,205.58	33,989.59	0.00	3,611.31	37,600.90
0000323512	*BUS OPERATOR	51,147.20	52,187.20	1,040.00	51,805.14	6,012.88	590.16	58,408.18
0000324863	DIVISION DISPATCHER	56,576.00	60,611.20	4,035.20	57,248.83	5,256.53	226.32	62,731.68
0000342303	*BUS OPERATOR	43,659.20	48,380.80	4,721.60	28,728.50	2,621.81	1,007.52	32,357.83
0000331115	*BUS OPERATOR	51,147.20	52,187.20	1,040.00	56,042.46	6,679.93	397.44	63,119.83
0000334842	*BUS OPERATOR	51,147.20	52,187.20	1,040.00	44,872.31	10,853.25	2,019.67	57,745.23
0000342653	*BUS OPERATOR	39,894.40	44,532.80	4,638.40	42,781.71	12,632.27	0.00	55,413.98
0000323019	*BUS OPERATOR	51,147.20	52,187.20	1,040.00	42,608.52	6,002.55	0.00	48,611.07
0000317769	*JOURNEYMAN RAIL CAR MECHANIC	56,180.80	57,324.80	1,144.00	60,667.07	0.00	1,327.40	61,994.47
0000338083	SUPV BUS TRANSPORTATION	51,147.20	58,843.20	7,696.00	53,121.42	4,726.07	1,232.79	59,080.28
0000316942	OFFICE ADMINISTRATOR II	65,635.96	69,633.46	3,997.50	68,465.58	0.00	2,600.20	71,065.78
0000302942	GEN SUPT BUS TRANS OPERATIONS (DATE LAST EMPLOYED 01-Jul-2022)	83,987.02	89,102.00	5,114.98	62,953.01	0.00	33,484.80	96,437.81
0000330985	SUPV LIGHT RAIL TRANSPORTATION	51,147.20	53,705.60	2,558.40	52,999.40	6,147.60	2,231.92	61,378.92
0000331309	*JOURNEYMAN TRACK MECHANIC	56,180.80	57,324.80	1,144.00	61,930.56	16,357.42	225.00	78,512.98
0000302127	*JOURNEYMAN ET-RAIL CAR MAINT	56,700.80	57,844.80	1,144.00	65,130.58	6,464.12	225.00	71,819.70
0000341622	*JOURNEYMAN RAIL CAR MECHANIC	48,755.20	57,324.80	8,569.60	56,871.65	1,198.86	225.00	58,295.51
0000302135	CONTRACT SERVICES COORDINATOR	60,777.60	64,500.80	3,723.20	63,411.20	0.00	0.00	63,411.20
0000338535	*BUS OPERATOR	51,147.20	52,187.20	1,040.00	49,300.27	3,715.21	7,763.77	60,779.25
0000347371	TRANSIT POLICE OFFICER	51,188.80	51,188.80	0.00	24,522.56	767.06	0.00	25,289.62
0000345496	WARRANTY SPECIALIST	87,000.16	92,298.70	5,298.54	90,750.71	0.00	0.00	90,750.71
0000315140	MGR ACCOUNTING	107,690.96	114,249.46	6,558.50	91,941.60	0.00	20,392.88	112,334.48
0000343089	*BUS OPERATOR	39,894.40	44,532.80	4,638.40	45,831.93	10,846.11	2,197.25	58,875.29
0000345006	MGR CONTRACTS	98,000.24	103,968.54	5,968.30	102,226.64	0.00	5,939.97	108,166.61
0000319681	IT ANALYST	74,934.34	79,498.12	4,563.78	77,868.69	0.00	8,268.47	86,137.16
0000328834	*BUS OPERATOR	51,147.20	52,187.20	1,040.00	58,750.34	19,237.64	401.44	78,389.42
0000302256	SUPT BUS MAINTENANCE GARAGE	75,021.44	79,590.68	4,569.24	80,634.31	0.00	10,788.43	91,422.74
0000302550	SUPT STATION ZONE SERVICES	82,220.06	87,227.40	5,007.34	84,154.09	0.00	16,057.42	100,211.51
0000339805	*JOURNEYMAN BUS TECHNICIAN	53,227.20	56,451.20	3,224.00	58,091.41	3,385.71	225.00	61,702.12
0000332702	DIVISION DISPATCHER	58,760.00	62,358.40	3,598.40	61,491.36	2,178.45	7,019.20	70,689.01
0000305368	CONTRACT PROFESSIONAL DISPATCH	0.00	0.00	0.00	64,264.01	8,679.23	0.00	72,943.24
0000303760	DIVISION DISPATCHER	63,044.80	66,892.80	3,848.00	67,598.87	24,670.61	7,889.60	100,159.08

METROPOLITAN ATLANTA RAPID TRANSIT AUTHORITY (MARTA)
MARTOC REPORT

EE NUMBER	TITLE	FY 21 BASE SALARY	FY 22 BASE SALARY	DIFFERENCE +/-	REGULAR EARNINGS	OVERTIME EARNINGS	OTHER EARNINGS	TOTAL EARNINGS
0000303724	*JOURNEYMAN RAIL CAR MECHANIC	56,700.80	57,844.80	1,144.00	62,265.43	12,280.29	225.00	74,770.72
0000316111	*BUS OPERATOR	51,147.20	52,187.20	1,040.00	50,663.17	5,221.13	393.44	56,277.74
0000303213	*JOURNEYMAN ET-TRAIN CONTROL	56,180.80	57,844.80	1,664.00	60,706.10	3,337.99	225.00	64,269.09
0000328469	*JOURNEYMAN BUS TECHNICIAN	55,328.00	56,451.20	1,123.20	60,807.42	406.30	225.00	61,438.72
0000343053	*BUS OPERATOR	39,894.40	44,532.80	4,638.40	31,877.18	5,562.99	1,817.12	39,257.29
0000315741	*RAIL STATION CLEANER	34,964.80	35,672.00	707.20	22,588.00	2,778.67	731.24	26,097.91
0000334407	*SERVICEPERSON IV	41,849.60	42,702.40	852.80	39,729.18	3,659.35	3,161.09	46,549.62
0000328832	*BUS OPERATOR	51,147.20	52,187.20	1,040.00	55,429.45	9,652.02	3,010.80	68,092.27
0000315202	FOREMAN TRAIN CONTROL	63,814.40	67,724.80	3,910.40	69,818.58	31,625.06	4,109.30	105,552.94
0000315256	*BUS OPERATOR	39,894.40	44,532.80	4,638.40	49,299.18	11,858.47	0.00	61,157.65
0000340147	*RAIL STATION CLEANER	34,964.80	35,672.00	707.20	24,166.12	2,469.60	1,613.77	28,249.49
0000342163	*BUS OPERATOR (DATE LAST EMPLOYED 17-Mar-2022)	39,894.40	43,659.20	3,764.80	19,460.91	1,930.58	1,299.92	22,691.41
0000334851	*BUS OPERATOR	51,147.20	52,187.20	1,040.00	46,742.30	6,154.99	3,147.52	56,044.81
0000303699	*BUS OPERATOR	51,667.20	52,707.20	1,040.00	56,861.71	15,095.27	596.16	72,553.14
0000305187	*JOURNEYMAN ET-RADIO MAINT	56,700.80	57,844.80	1,144.00	69,742.45	55,784.04	225.00	125,751.49
0000347355	ACCOUNTANT II	55,000.14	55,000.14	0.00	25,384.74	0.00	617.13	26,001.87
0000335286	MOBILITY CUSTOMER CARE REP	40,930.50	43,426.50	2,496.00	42,906.76	3,172.15	0.00	46,078.91
0000340898	*SERVICEPERSON I	37,502.40	39,956.80	2,454.40	42,935.74	98.20	0.00	43,033.94
0000331647	SUPV BUS TRANSPORTATION	58,843.20	62,441.60	3,598.40	61,113.77	12,756.97	5,117.88	78,988.62
0000323534	*JOURNEYMAN ET-COMPUTER MAINT	56,180.80	57,324.80	1,144.00	64,163.27	26,815.94	225.00	91,204.21
0000341772	*BUS OPERATOR	43,659.20	48,380.80	4,721.60	45,896.60	9,880.65	4,680.85	60,458.10
0000305204	*BUS OPERATOR	51,667.20	52,707.20	1,040.00	62,549.62	40,073.77	0.00	102,623.39
0000338517	TRANSIT POLICE SERGEANT	57,532.80	63,481.60	5,948.80	57,871.13	13,243.62	6,118.90	77,233.65
0000320321	CONTRACT SERVICES INSPECTOR	36,732.80	38,979.20	2,246.40	38,393.56	443.16	1,455.20	40,291.92
0000324726	*BUS OPERATOR	51,147.20	52,187.20	1,040.00	57,269.31	18,227.05	794.88	76,291.24
0000303197	*JOURNEYMAN OVERHAULER	56,700.80	57,844.80	1,144.00	60,123.66	969.88	225.00	61,318.54
0000341476	*BUS OPERATOR	43,659.20	48,380.80	4,721.60	44,469.22	5,426.27	1,394.16	51,289.65
0000332051	SUPV RAIL LINE	58,968.00	62,587.20	3,619.20	65,178.77	13,868.46	1,134.62	80,181.85
0000314918	DISPATCHER-RAIL TRANSPORTATION	60,028.80	63,710.40	3,681.60	63,638.26	5,946.49	0.00	69,584.75
0000303695	*BUS OPERATOR	51,667.20	52,707.20	1,040.00	55,746.47	9,326.21	3,203.52	68,276.20
0000322148	SUPV BUS MAINTENANCE	62,608.00	66,456.00	3,848.00	66,154.53	15,477.96	1,922.62	83,555.11
0000338349	*BUS OPERATOR	43,659.20	48,380.80	4,721.60	40,154.78	3,284.06	3,447.84	46,886.68
0000335551	*RAIL OPERATOR (DATE LAST EMPLOYED 09-Jun-2022)	51,147.20	52,187.20	1,040.00	55,011.08	9,553.86	2,163.92	66,728.86
0000342747	*BUS OPERATOR	39,894.40	44,532.80	4,638.40	48,679.20	13,069.97	167.92	61,917.09

METROPOLITAN ATLANTA RAPID TRANSIT AUTHORITY (MARTA)
MARTOC REPORT

EE NUMBER	TITLE	FY 21	FY 22	DIFFERENCE +/-	REGULAR EARNINGS	OVERTIME EARNINGS	OTHER EARNINGS	TOTAL EARNINGS
		BASE SALARY	BASE SALARY					
0000311602	DISPATCHER RADIO COMMUNICATION	51,147.20	54,912.00	3,764.80	41,259.77	2,322.86	1,967.20	45,549.83
0000337575	*BUS OPERATOR	47,424.00	52,187.20	4,763.20	52,117.63	10,160.51	2,962.40	65,240.54
0000346864	DEPARTMENT ADMINISTRATOR (DATE LAST EMPLOYED 10-Mar-2022)	64,306.84	64,306.84	0.00	28,681.04	0.00	968.89	29,649.93
0000339003	PROJECT MANAGER I	87,048.00	99,554.78	12,506.78	95,073.55	0.00	5,385.08	100,458.63
0000340988	*BUS OPERATOR	43,659.20	48,380.80	4,721.60	50,937.40	9,983.03	2,339.96	63,260.39
0000344406	*BUS OPERATOR	39,894.40	44,532.80	4,638.40	30,760.57	1,172.20	2,121.86	34,054.63
0000317199	TRANSIT POLICE SERGEANT	72,758.40	80,766.40	8,008.00	81,581.86	19,419.88	7,530.79	108,532.53
0000331116	SUPV RAIL LINE	58,968.00	62,587.20	3,619.20	62,907.27	18,884.11	4,657.42	86,448.80
0000302850	*BUS OPERATOR (DATE LAST EMPLOYED 01-Apr-2022)	51,667.20	52,707.20	1,040.00	40,433.19	4,004.50	3,369.60	47,807.29
0000322332	*JOURNEYMAN SUPPORT EQUIPMENT	56,180.80	57,324.80	1,144.00	59,508.75	1,231.95	225.00	60,965.70
0000337240	*BUS OPERATOR	51,147.20	52,187.20	1,040.00	46,161.24	2,449.05	2,634.75	51,245.04
0000332336	DIR CONTRACTS & PROCUREMENT	130,000.00	148,000.06	18,000.06	135,603.88	0.00	9,439.99	145,043.87
0000322186	*RAIL STATION CLEANER	29,577.60	32,032.00	2,454.40	34,453.92	1,727.51	0.00	36,181.43
0000344776	GOVT AFFAIRS PROG MGR (DATE LAST EMPLOYED 01-Dec-2021)	90,500.02	90,500.02	0.00	41,073.21	0.00	2,710.83	43,784.04
0000335203	INSTRUCTOR BUS TECHNICAL	60,756.80	64,480.00	3,723.20	63,906.42	5,977.29	4,887.20	74,770.91
0000338439	*RAIL OPERATOR (DATE LAST EMPLOYED 29-Jun-2022)	47,424.00	52,187.20	4,763.20	48,000.49	2,538.11	3,552.32	54,090.92
0000330553	*BUS OPERATOR (DATE LAST EMPLOYED 08-Feb-2022)	51,147.20	52,187.20	1,040.00	28,635.25	1,613.02	1,385.04	31,633.31
0000339633	CONTRACT SPECIALIST III	78,507.00	83,288.40	4,781.40	81,570.08	0.00	320.34	81,890.42
0000345972	SVC DESK SUPPORT AGENT (DATE LAST EMPLOYED 07-Jul-2022)	42,295.50	47,190.00	4,894.50	45,179.50	18.15	0.00	45,197.65
0000333341	SUPV BUS MAINTENANCE	57,262.40	60,777.60	3,515.20	59,669.42	11,742.39	3,934.53	75,346.34
0000302116	SUPT CONTROL CENTER	92,795.04	98,446.66	5,651.62	95,695.26	0.00	12,731.67	108,426.93
0000321480	*RAIL OPERATOR	51,147.20	52,187.20	1,040.00	57,352.05	9,060.59	995.60	67,408.24
0000322221	*RAIL STATION CLEANER	34,964.80	35,672.00	707.20	35,624.17	6,969.65	2,840.40	45,434.22
0000303499	TRANSIT POLICE CORPORAL (DATE LAST EMPLOYED 01-Jul-2022)	62,878.40	67,371.20	4,492.80	51,389.63	41,131.51	28,651.00	121,172.14
0000331399	*BUS OPERATOR	51,147.20	52,187.20	1,040.00	57,702.66	9,380.34	0.00	67,083.00
0000320950	SR ASSOCIATE COUNSEL (DATE LAST EMPLOYED 01-Sep-2021)	107,429.40	110,652.36	3,222.96	19,027.42	0.00	4,924.89	23,952.31
0000320485	SUPV BUS TRANSPORTATION	62,441.60	66,268.80	3,827.20	66,718.72	9,271.89	6,046.44	82,037.05
0000343789	*BUS OPERATOR	39,894.40	44,532.80	4,638.40	29,970.76	6,799.90	342.56	37,113.22
0000341082	*RAIL STATION CLEANER	34,964.80	35,672.00	707.20	39,624.19	10,498.20	0.00	50,122.39
0000303390	*SERVICEPERSON I	39,686.40	40,476.80	790.40	46,985.50	36,880.05	2,622.24	86,487.79
0000346169	*JOURNEYMAN TRACK MAINTAINER	48,755.20	53,872.00	5,116.80	55,702.09	16,308.55	0.00	72,010.64
0000342206	*RAIL STATION CLEANER	34,964.80	35,672.00	707.20	36,799.36	252.15	2,028.08	39,079.59
0000342737	*BUS OPERATOR	39,894.40	44,532.80	4,638.40	45,566.25	9,114.09	507.12	55,187.46
0000331662	INSTRUCTOR BUS OPERATIONS	58,905.60	62,504.00	3,598.40	61,492.84	2,481.96	0.00	63,974.80

MARTOC REPORT

EE NUMBER	TITLE	FY 21	FY 22	DIFFERENCE	REGULAR	OVERTIME	OTHER	TOTAL
		BASE SALARY	BASE SALARY	+/-	EARNINGS	EARNINGS	EARNINGS	EARNINGS
0000347521	*JOURNEYMAN BUS TECHNICIAN	49,732.80	49,732.80	0.00	20,331.26	1,975.39	0.00	22,306.65
0000344908	*BUS OPERATOR	36,171.20	40,705.60	4,534.40	44,317.08	7,359.22	0.00	51,676.30
0000333046	*BUS OPERATOR	51,147.20	52,187.20	1,040.00	53,170.58	3,654.55	2,585.36	59,410.49
0000321067	DIVISION DISPATCHER	57,116.80	60,611.20	3,494.40	60,176.08	2,317.51	0.00	62,493.59
0000346233	*JOURNEYMAN TRACK MAINTAINER	48,755.20	53,872.00	5,116.80	54,892.07	7,586.77	0.00	62,478.84
0000335304	*BUS OPERATOR	51,147.20	52,187.20	1,040.00	23,223.29	132.06	590.16	23,945.51
0000304714	MAINTENANCE PLANNER BUS	61,131.20	64,875.20	3,744.00	67,536.82	12,319.62	0.00	79,856.44
0000305191	*SERVICEPERSON I	39,686.40	40,476.80	790.40	47,054.64	15,760.35	0.00	62,814.99
0000343712	BUILDING MAINT SPEC I	43,153.50	45,805.50	2,652.00	47,606.57	1,140.48	855.00	49,602.05
0000334988	*BUS OPERATOR	51,147.20	52,187.20	1,040.00	46,585.56	7,117.16	3,978.40	57,681.12
0000339168	*BUS OPERATOR (DATE LAST EMPLOYED 14-Jun-2022)	47,424.00	52,187.20	4,763.20	34,130.29	10,661.28	0.00	44,791.57
0000315243	*BUS OPERATOR	51,147.20	52,187.20	1,040.00	56,291.79	25,091.63	2,034.64	83,418.06
0000322131	*BUS OPERATOR (DATE LAST EMPLOYED 01-Jan-2022)	51,147.20	51,147.20	0.00	21,763.45	3,641.69	1,055.42	26,460.56
0000335377	*SERVICEPERSON I	39,166.40	39,956.80	790.40	44,181.22	1,532.49	0.00	45,713.71
0000303471	*JOURNEYMAN ET-TELEPHONE MAINT	56,700.80	57,844.80	1,144.00	53,524.48	20,094.23	6,985.48	80,604.19
0000323415	*RAIL OPERATOR	51,147.20	52,187.20	1,040.00	48,114.82	12,048.65	2,601.36	62,764.83
0000320655	*BUS OPERATOR	51,147.20	52,187.20	1,040.00	57,938.01	19,442.92	0.00	77,380.93
0000342976	*BUS OPERATOR	39,894.40	44,532.80	4,638.40	41,484.71	11,155.02	1,670.40	54,310.13
0000335493	TRANSIT POLICE SERGEANT	62,878.40	68,681.60	5,803.20	65,202.66	20,582.00	4,754.88	90,539.54
0000347383	TRANSIT POLICE OFFICER	51,188.80	51,188.80	0.00	24,526.64	320.01	0.00	24,846.65
0000303099	*BUS OPERATOR	51,667.20	52,707.20	1,040.00	57,687.64	17,800.43	0.00	75,488.07
0000316471	*MATERIAL CONTROLLER	52,124.80	53,185.60	1,060.80	58,695.66	12,012.70	818.24	71,526.60
0000323657	*BUS OPERATOR	51,147.20	52,187.20	1,040.00	57,366.04	8,625.89	0.00	65,991.93
0000343234	FIELD DATA COLLECTION SPEC	40,833.00	40,833.00	0.00	28,042.63	138.55	471.16	28,652.34
0000346271	*SERVICEPERSON I	35,484.80	38,272.00	2,787.20	38,048.21	2,293.77	0.00	40,341.98
0000321978	BREEZE MEDIA DIST AGENT	50,641.50	53,742.00	3,100.50	48,076.17	1,247.74	6,727.90	56,051.81
0000321040	*JOURNEYMAN RAIL CAR MECHANIC	56,180.80	57,324.80	1,144.00	61,236.47	0.00	225.00	61,461.47
0000316314	SR SAFETY OPS OFFICER BUS/RAIL	98,904.00	98,904.00	0.00	90,394.80	941.48	3,158.90	94,495.18
0000336160	MGR ENVIRON HEALTH & SAFETY	104,704.86	116,635.74	11,930.88	113,221.93	0.00	3,485.79	116,707.72
0000345549	TRAINING & DEVELOPMENT SPEC	56,996.94	60,468.20	3,471.26	59,453.10	0.00	0.00	59,453.10
0000320314	SUPV STATION CARE	58,968.00	62,587.20	3,619.20	54,238.48	647.12	4,792.19	59,677.79
0000328461	SUPT RAIL CAR MAINT	64,459.20	81,000.14	16,540.94	69,562.78	8,698.20	0.00	78,260.98
0000347028	SR PERFORMANCE ANALYST	88,580.44	88,580.44	0.00	54,116.33	0.00	0.00	54,116.33
0000314986	SUPV CAR REPAIR INSPECTION	58,968.00	60,756.80	1,788.80	62,859.18	6,531.11	3,738.88	73,129.17
0000333469	SUPV BUS MAINTENANCE	60,756.80	64,480.00	3,723.20	65,385.82	21,909.36	0.00	87,295.18

METROPOLITAN ATLANTA RAPID TRANSIT AUTHORITY (MARTA)
MARTOC REPORT

EE NUMBER	TITLE	FY 21 BASE SALARY	FY 22 BASE SALARY	DIFFERENCE +/-	REGULAR EARNINGS	OVERTIME EARNINGS	OTHER EARNINGS	TOTAL EARNINGS
0000329112	BUYER PLANNER III	75,019.36	79,588.34	4,568.98	78,251.28	0.00	0.00	78,251.28
0000320105	CONTRACT EMP PT POLICE OFFICER	0.00	0.00	0.00	2,598.06	33,881.85	31,888.80	68,368.71
0000303175	*MATERIAL CONTROLLER LEAD	54,267.20	55,348.80	1,081.60	60,338.32	19,672.22	0.00	80,010.54
0000324897	DIR EXEC OFFICE ADMIN & ASST	120,000.14	160,000.10	39,999.96	141,939.02	0.00	18,075.35	160,014.37
0000344659	*JOURNEYMAN BUS TECHNICIAN (DATE LAST EMPLOYED 14-Feb-2022)	51,771.20	53,352.00	1,580.80	39,660.95	6,628.50	225.00	46,514.45
0000334345	*BUS OPERATOR	51,147.20	52,187.20	1,040.00	56,166.40	7,624.88	0.00	63,791.28
0000344664	MECHANICAL ENGINEER VI	80,000.18	84,872.32	4,872.14	83,446.05	0.00	0.00	83,446.05
0000337229	*BUS OPERATOR	51,147.20	51,147.20	0.00	21,133.64	660.62	590.16	22,384.42
0000346631	DEPUTY CHF BUS OPERATIONS	191,897.68	191,897.68	0.00	167,392.24	0.00	0.00	167,392.24
0000303198	*RAIL OPERATOR	51,667.20	52,707.20	1,040.00	60,593.14	41,006.38	0.00	101,599.52
0000344568	*BUS OPERATOR	39,894.40	44,532.80	4,638.40	38,467.55	8,692.18	1,450.02	48,609.75
0000345901	*BUS OPERATOR (DATE LAST EMPLOYED 18-Apr-2022)	36,171.20	40,705.60	4,534.40	31,038.80	4,363.50	0.00	35,402.30
0000332477	DEPUTY CHIEF LEGAL COUNSEL	136,560.06	190,550.36	53,990.30	174,614.39	0.00	0.00	174,614.39
0000303788	CONTRACT PROFESSIONAL	0.00	0.00	0.00	158,548.80	0.00	0.00	158,548.80
0000331053	*RAIL STATION CLEANER	34,964.80	35,672.00	707.20	39,976.60	11,694.85	0.00	51,671.45
0000323736	*SERVICEPERSON IV	41,849.60	42,702.40	852.80	18,202.40	6,944.28	0.00	25,146.68
0000337235	TRANSIT POLICE DETECTIVE	60,465.60	67,371.20	6,905.60	62,017.30	22,221.48	7,600.64	91,839.42
0000340066	*BUS OPERATOR	43,659.20	48,380.80	4,721.60	32,851.56	3,210.93	3,035.45	39,097.94
0000342820	OPEN RECORDS ADMINISTRATOR	62,497.50	73,164.00	10,666.50	69,156.76	0.00	0.00	69,156.76
0000334471	*BUS OPERATOR	51,147.20	52,187.20	1,040.00	59,601.20	34,924.74	2,104.44	96,630.38
0000347409	*JOURNEYMAN TRACK MAINTAINER	49,732.80	49,732.80	0.00	25,388.25	3,138.21	0.00	28,526.46
0000304979	*JOURNEYMAN RAIL CAR MECHANIC	56,700.80	57,844.80	1,144.00	64,458.44	41,900.64	669.96	107,029.04
0000324186	*JOURNEYMAN SUPPORT EQUIPMENT	53,227.20	57,324.80	4,097.60	59,576.03	12,786.39	225.00	72,587.42
0000332755	SUPV RAIL LINE	58,968.00	62,587.20	3,619.20	64,148.33	24,933.74	584.20	89,666.27
0000304128	DEPUTY CHF FINANCE/TREASURY	210,000.18	225,044.04	15,043.86	221,737.98	0.00	16,218.64	237,956.62
0000335329	*BUS OPERATOR	51,147.20	52,187.20	1,040.00	56,970.86	9,645.45	0.00	66,616.31
0000344127	PROTECTIVE SPEC POLICE CADET	31,200.00	46,072.00	14,872.00	37,760.64	4,769.39	2,652.50	45,182.53
0000342637	SR COST ESTIMATOR	86,528.52	91,798.46	5,269.94	90,261.38	0.00	3,427.87	93,689.25
0000332092	BUSINESS ANALYST III (DATE LAST EMPLOYED 31-Dec-2021)	88,036.00	90,677.08	2,641.08	48,724.25	0.00	4,839.84	53,564.09
0000330454	*RAIL STATION CLEANER	34,964.80	35,672.00	707.20	32,865.83	14,293.24	1,193.27	48,352.34
0000330923	TRANSIT POLICE OFFICER	58,156.80	64,771.20	6,614.40	52,315.45	31,750.67	18,725.26	102,791.38
0000335515	*JOURNEYMAN ET-RAIL CAR MAINT	56,180.80	57,324.80	1,144.00	62,161.86	9,480.19	225.00	71,867.05
0000316222	*JOURNEYMAN MACHINIST	56,180.80	57,324.80	1,144.00	63,604.59	26,486.37	225.00	90,315.96
0000315747	CONTRACT EMP PT POLICE OFFICER	0.00	0.00	0.00	59,493.97	4,928.57	0.00	64,422.54

METROPOLITAN ATLANTA RAPID TRANSIT AUTHORITY (MARTA)
MARTOC REPORT

EE NUMBER	TITLE	FY 21	FY 22	DIFFERENCE +/-	REGULAR EARNINGS	OVERTIME EARNINGS	OTHER EARNINGS	TOTAL EARNINGS
		BASE SALARY	BASE SALARY					
0000324011	OFFICE ADMINISTRATOR I	48,628.32	51,589.98	2,961.66	50,724.21	0.00	5,779.81	56,504.02
0000305695	TRANSIT SERVICE SPECIALIST	41,145.00	43,680.00	2,535.00	43,102.05	733.73	3,261.00	47,096.78
0000327739	DEPARTMENT ADMINISTRATOR	60,615.10	64,306.84	3,691.74	63,228.92	0.00	6,104.12	69,333.04
0000343232	*BUS OPERATOR	39,894.40	44,532.80	4,638.40	46,689.00	10,229.70	1,343.36	58,262.06
0000321619	*BUS OPERATOR	51,147.20	52,187.20	1,040.00	31,808.20	5,587.30	790.88	38,186.38
0000344259	*SERVICEPERSON I	39,166.40	39,956.80	790.40	36,094.19	6,153.87	0.00	42,248.06
0000343634	*JOURNEYMAN BUS TECHNICIAN	52,291.20	54,308.80	2,017.60	57,566.22	9,248.88	225.00	67,040.10
0000332115	*RAIL OPERATOR	51,147.20	52,187.20	1,040.00	53,037.38	10,989.46	4,560.56	68,587.40
0000305674	PARKING SERVICES ADMINISTRATOR	56,823.00	60,283.86	3,460.86	57,027.36	0.00	11,384.71	68,412.07
0000332124	*BUS OPERATOR	51,147.20	52,187.20	1,040.00	52,366.35	12,279.20	2,974.80	67,620.35
0000324947	*JOURNEYMAN ET-RADIO MAINT	56,180.80	57,324.80	1,144.00	63,443.76	33,976.31	445.48	97,865.55
0000333589	ACCOUNTANT III	55,000.14	66,452.88	11,452.74	61,079.37	0.00	5,975.47	67,054.84
0000344801	*BUS OPERATOR	36,171.20	40,705.60	4,534.40	43,150.20	10,411.52	0.00	53,561.72
0000345895	*JOURNEYMAN BUS TECHNICIAN	48,755.20	52,811.20	4,056.00	54,783.26	10,285.47	225.00	65,293.73
0000336095	*BUS OPERATOR	51,147.20	52,187.20	1,040.00	37,644.50	10,344.30	3,435.79	51,424.59
0000304146	*RAIL OPERATOR	51,667.20	52,707.20	1,040.00	60,097.36	41,309.04	1,601.76	103,008.16
0000334124	*JOURNEYMAN TRACK MAINTAINER	56,180.80	57,324.80	1,144.00	61,217.73	15,462.33	0.00	76,680.06
0000334755	*BUS OPERATOR	51,147.20	52,187.20	1,040.00	45,293.62	2,216.49	3,782.16	51,292.27
0000323713	SUPV RAIL LINE	51,147.20	62,587.20	11,440.00	60,772.00	18,140.34	196.72	79,109.06
0000332899	*BUS OPERATOR	51,147.20	52,187.20	1,040.00	38,612.45	4,472.27	3,597.67	46,682.39
0000340925	*JOURNEYMAN ET-RADIO MAINT	56,180.80	57,324.80	1,144.00	63,793.78	81,981.23	225.00	146,000.01
0000317428	*SERVICEPERSON I	39,166.40	39,956.80	790.40	47,060.40	10,026.66	0.00	57,087.06
0000304080	*RAIL STATION CLEANER	35,484.80	36,192.00	707.20	39,046.59	0.00	0.00	39,046.59
0000347381	SOCIAL MEDIA SPECIALIST	63,773.84	63,773.84	0.00	31,887.01	0.00	0.00	31,887.01
0000318787	*JOURNEYMAN RAIL CAR MECHANIC	56,180.80	57,324.80	1,144.00	53,332.56	648.24	225.00	54,205.80
0000334167	*BUS OPERATOR	51,147.20	52,187.20	1,040.00	50,584.98	6,859.30	1,585.76	59,030.04
0000305627	*BUS OPERATOR	51,667.20	52,707.20	1,040.00	55,355.97	13,388.79	1,593.76	70,338.52
0000326726	*BUS OPERATOR	51,147.20	52,187.20	1,040.00	49,055.72	2,856.99	3,462.60	55,375.31
0000329219	*JOURNEYMAN BUS TECHNICIAN	53,060.80	54,308.80	1,248.00	57,375.93	21,818.28	1,245.40	80,439.61
0000315910	*LIGHT RAIL OPERATOR	36,899.20	36,899.20	0.00	27,857.17	7,653.12	0.00	35,510.29
0000308759	MGR CIP MONITOR & REPORT	109,585.32	124,442.76	14,857.44	119,425.94	0.00	12,309.74	131,735.68
0000321365	RAIL SERVICES CONTROLLER	79,851.20	84,739.20	4,888.00	82,800.36	5,197.69	1,265.60	89,263.65
0000335047	TRANSIT POLICE SERGEANT	62,192.00	68,681.60	6,489.60	68,925.65	15,034.37	3,547.00	87,507.02
0000316650	DIVISION DISPATCHER	62,379.20	66,185.60	3,806.40	64,013.09	12,830.65	4,485.36	81,329.10
0000334973	DIVISION DISPATCHER	58,760.00	62,358.40	3,598.40	61,790.13	5,641.19	2,386.20	69,817.52

METROPOLITAN ATLANTA RAPID TRANSIT AUTHORITY (MARTA)
MARTOC REPORT

EE NUMBER	TITLE	FY 21 BASE SALARY	FY 22 BASE SALARY	DIFFERENCE +/-	REGULAR EARNINGS	OVERTIME EARNINGS	OTHER EARNINGS	TOTAL EARNINGS
0000321039	*SERVICEPERSON I (A)	39,728.00	40,539.20	811.20	43,281.78	631.47	0.00	43,913.25
0000339234	CONTRACT SPECIALIST III (DATE LAST EMPLOYED 26-Jul-2022)	76,532.56	81,193.58	4,661.02	79,831.64	0.00	0.00	79,831.64
0000304103	TRANSIT POLICE MAJOR	106,287.22	113,855.04	7,567.82	113,025.17	0.00	19,653.26	132,678.43
0000304930	*MATERIAL CONTROLLER	52,644.80	53,705.60	1,060.80	53,218.16	4,200.89	2,636.32	60,055.37
0000305904	SUPT RAIL CAR MAINT	60,736.00	84,792.76	24,056.76	72,525.92	3,291.20	9,812.67	85,629.79
0000328134	TRANSIT POLICE OFFICER	58,156.80	64,771.20	6,614.40	60,991.67	20,595.80	6,012.60	87,600.07
0000337913	TRANSIT POLICE OFFICER	55,931.20	59,904.00	3,972.80	51,962.34	9,787.58	6,380.80	68,130.72
0000347168	CONTRACT SPECIALIST III	81,193.58	81,193.58	0.00	47,354.52	0.00	0.00	47,354.52
0000334692	*STATION AGENT	45,760.00	46,675.20	915.20	49,948.00	7,786.02	0.00	57,734.02
0000316163	SVC DESK SUPPORT AGENT	54,350.40	51,187.50	-3,162.90	51,554.45	0.00	5,398.44	56,952.89
0000303448	CONTRACT PROFESSIONAL DISPATCH	0.00	0.00	0.00	58,708.83	1,824.66	0.00	60,533.49
0000323616	*BUS OPERATOR	51,147.20	52,187.20	1,040.00	55,904.13	18,663.68	3,171.52	77,739.33
0000304440	FOREMAN POWER	62,608.00	66,456.00	3,848.00	67,595.26	20,465.40	2,751.44	90,812.10
0000336153	*JOURNEYMAN ET-RAIL CAR MAINT	56,180.80	57,324.80	1,144.00	60,884.18	477.51	225.00	61,586.69
0000329830	SUPV RAIL LINE	62,608.00	66,456.00	3,848.00	66,751.94	4,798.22	4,435.40	75,985.56
0000321899	*BUS OPERATOR	51,147.20	52,187.20	1,040.00	43,384.08	5,705.65	4,796.43	53,886.16
0000341163	*RAIL OPERATOR	46,196.80	52,187.20	5,990.40	43,289.63	9,761.61	2,842.88	55,894.12
0000306252	*BUS OPERATOR	51,667.20	52,707.20	1,040.00	57,396.08	25,332.75	0.00	82,728.83
0000331377	FOREMAN POWER	61,360.00	65,124.80	3,764.80	61,567.15	17,883.66	5,348.64	84,799.45
0000306507	*BUS OPERATOR	51,147.20	52,707.20	1,560.00	62,057.69	26,838.28	804.88	89,700.85
0000346279	*JOURNEYMAN TRACK MAINTAINER	48,755.20	53,872.00	5,116.80	54,444.06	10,863.48	0.00	65,307.54
0000345282	TECHNICAL WRITER	84,098.56	89,220.30	5,121.74	87,389.69	0.00	1,221.59	88,611.28
0000335218	SUPV BUS TRANSPORTATION	60,611.20	64,334.40	3,723.20	55,233.80	7,357.25	240.16	62,831.21
0000338762	*BUS OPERATOR	47,424.00	52,187.20	4,763.20	48,719.41	4,735.12	4,532.38	57,986.91
0000339745	*RAIL STATION CLEANER	34,964.80	35,672.00	707.20	36,217.90	14,496.19	2,222.60	52,936.69
0000347160	*BUS OPERATOR	36,899.20	36,899.20	0.00	25,325.32	5,448.34	0.00	30,773.66
0000321841	MGR AUDIT	96,272.02	103,126.92	6,854.90	101,583.62	0.00	7,047.14	108,630.76
0000302037	*BUS OPERATOR	51,147.20	52,707.20	1,560.00	54,136.79	16,176.70	3,402.24	73,715.73
0000340775	SR SAFETY OPS OFFICER BUS/RAIL	74,295.00	98,904.00	24,609.00	96,355.24	1,751.02	0.00	98,106.26
0000302492	*REVENUE AGENT	51,376.00	52,395.20	1,019.20	52,274.21	333.45	0.00	52,607.66
0000344307	*SERVICEPERSON I (DATE LAST EMPLOYED 23-Jun-2022)	39,166.40	39,166.40	0.00	19,080.96	1,193.36	615.19	20,889.51
0000302718	MGR CRIMINAL JUSTICE COMM/RECD	88,173.54	93,543.58	5,370.04	80,282.62	0.00	7,865.96	88,148.58
0000305660	FOREMAN TRAIN CONTROL	63,814.40	67,724.80	3,910.40	72,456.30	22,308.70	1,302.40	96,067.40
0000321835	*MATERIAL CONTROLLER (DATE LAST EMPLOYED 01-May-2022)	52,124.80	53,185.60	1,060.80	44,819.34	273.11	0.00	45,092.45

METROPOLITAN ATLANTA RAPID TRANSIT AUTHORITY (MARTA)
MARTOC REPORT

EE NUMBER	TITLE	FY 21	FY 22	DIFFERENCE	REGULAR	OVERTIME	OTHER	TOTAL
		BASE SALARY	BASE SALARY	+/-	EARNINGS	EARNINGS	EARNINGS	EARNINGS
0000346681	*BUS OPERATOR (DATE LAST EMPLOYED 19-Jun-2022)	36,899.20	36,899.20	0.00	30,178.44	3,507.47	139.12	33,825.03
0000338760	DISPATCHER RADIO COMMUNICATION	57,116.80	60,611.20	3,494.40	61,362.73	6,825.10	4,044.38	72,232.21
0000335565	*RAIL OPERATOR (DATE LAST EMPLOYED 14-Apr-2022)	51,147.20	52,187.20	1,040.00	28,047.15	541.89	0.00	28,589.04
0000315331	*SERVICEPERSON II	39,166.40	39,956.80	790.40	44,338.21	1,553.62	0.00	45,891.83
0000335454	CUSTOMER CARE FIELD REP	45,727.50	48,535.50	2,808.00	47,313.58	0.00	0.00	47,313.58
0000342764	DIR SAFETY	120,000.14	138,571.16	18,571.02	132,131.10	0.00	0.00	132,131.10
0000302280	INSTRUCTOR BUS OPERATIONS	64,396.80	68,328.00	3,931.20	67,178.40	0.00	0.00	67,178.40
0000338233	*JOURNEYMAN BUS TECHNICIAN	55,328.00	56,451.20	1,123.20	56,162.76	3,799.52	4,693.80	64,656.08
0000347155	SUPV SECURITY TECHNICIAN	77,278.50	77,278.50	0.00	47,805.37	2,549.87	0.00	50,355.24
0000331539	TRANSIT POLICE OFFICER	55,931.20	62,296.00	6,364.80	55,840.60	22,688.39	5,600.65	84,129.64
0000341797	*BUS OPERATOR (DATE LAST EMPLOYED 30-Nov-2021)	43,659.20	43,659.20	0.00	16,900.38	1,688.58	1,706.70	20,295.66
0000347129	*JOURNEYMAN BUS TECHNICIAN	49,732.80	49,732.80	0.00	33,650.31	1,237.84	0.00	34,888.15
0000341468	*BUS OPERATOR	43,659.20	48,380.80	4,721.60	45,398.44	4,510.83	4,450.96	54,360.23
0000320501	*JOURNEYMAN PAINTER (DATE LAST EMPLOYED 01-May-2022)	56,180.80	57,324.80	1,144.00	58,779.32	8,042.35	225.00	67,046.67
0000326657	*BUS OPERATOR	51,147.20	52,187.20	1,040.00	55,983.25	21,746.74	1,200.32	78,930.31
0000327838	*JOURNEYMAN SUPPORT EQUIPMENT	56,180.80	57,324.80	1,144.00	60,148.44	692.06	225.00	61,065.50
0000307043	*SERVICEPERSON I	39,166.40	39,956.80	790.40	27,848.39	0.00	4,879.40	32,727.79
0000322017	LOST & FOUND COORDINATOR	29,250.00	31,044.00	1,794.00	30,532.99	115.90	0.00	30,648.89
0000333880	*BUS OPERATOR	51,147.20	52,187.20	1,040.00	52,404.93	7,121.59	1,449.78	60,976.30
0000338750	*BUS OPERATOR	47,424.00	52,187.20	4,763.20	56,253.70	12,826.66	0.00	69,080.36
0000330999	*BUS OPERATOR	51,147.20	52,187.20	1,040.00	46,785.77	2,218.38	3,564.97	52,569.12
0000335863	*BUS OPERATOR	51,147.20	52,187.20	1,040.00	48,417.78	21,527.52	2,671.72	72,617.02
0000329418	*JOURNEYMAN RAIL CAR MECHANIC	56,180.80	57,324.80	1,144.00	60,535.12	344.38	225.00	61,104.50
0000331460	TRANSIT POLICE SERGEANT	62,878.40	68,681.60	5,803.20	67,181.97	17,116.69	1,518.92	85,817.58
0000343386	*BUS OPERATOR	39,894.40	44,532.80	4,638.40	26,066.91	2,697.14	2,173.12	30,937.17
0000335879	TRANSIT POLICE OFFICER	51,708.80	57,616.00	5,907.20	55,480.14	1,667.64	0.00	57,147.78
0000322124	DIVISION DISPATCHER	62,441.60	66,268.80	3,827.20	66,218.82	4,144.31	4,931.58	75,294.71
0000343953	*BUS OPERATOR	39,894.40	44,532.80	4,638.40	40,053.76	3,512.90	2,018.67	45,585.33
0000303705	DIR RISK MANAGEMENT	115,649.04	139,050.08	23,401.04	130,076.61	0.00	5,348.08	135,424.69
0000331923	*LIGHT RAIL OPERATOR	36,171.20	40,705.60	4,534.40	41,546.69	3,335.32	0.00	44,882.01
0000320608	FOREMAN CUSTODIAL SERVICES (DATE LAST EMPLOYED 31-Aug-2021)	53,268.80	54,870.40	1,601.60	24,259.99	0.00	457.17	24,717.16
0000341705	*BUS OPERATOR	43,659.20	48,380.80	4,721.60	48,716.91	6,595.46	1,175.45	56,487.82
0000340896	*JOURNEYMAN RAIL CAR MECHANIC	53,227.20	55,536.00	2,308.80	55,050.38	2,433.09	225.00	57,708.47
0000318890	SR DIR MARKETING & SALES (DATE LAST EMPLOYED 14-Jan-2022)	153,000.12	160,650.36	7,650.24	92,742.05	0.00	22,785.99	115,528.04

METROPOLITAN ATLANTA RAPID TRANSIT AUTHORITY (MARTA)
MARTOC REPORT

EE NUMBER	TITLE	FY 21	FY 22	DIFFERENCE +/-	REGULAR EARNINGS	OVERTIME EARNINGS	OTHER EARNINGS	TOTAL EARNINGS
		BASE SALARY	BASE SALARY					
0000302079	*BUS OPERATOR	51,667.20	52,707.20	1,040.00	55,960.26	6,000.71	608.16	62,569.13
0000342923	*JOURNEYMAN ELEC POWER ELECT	48,755.20	54,308.80	5,553.60	57,232.90	21,349.11	225.00	78,807.01
0000326209	*JOURNEYMAN RAIL CAR MECHANIC	56,180.80	57,324.80	1,144.00	44,731.19	688.76	225.00	45,644.95
0000332664	SUPV RAIL LINE	58,968.00	62,587.20	3,619.20	64,461.30	34,162.81	6,178.10	104,802.21
0000343334	SR OCCUP MED SVCS SPEC	52,531.70	55,731.26	3,199.56	54,587.75	0.00	3,523.36	58,111.11
0000340734	SUPV CAR REPAIR INSPECTION	58,968.00	60,756.80	1,788.80	60,608.56	10,010.90	0.00	70,619.46
0000346711	*JOURNEYMAN ET-RADIO MAINT (DATE LAST EMPLOYED 10-Feb-2022)	49,732.80	49,732.80	0.00	21,608.69	843.84	0.00	22,452.53
0000334387	*RAIL OPERATOR	51,147.20	52,187.20	1,040.00	55,318.69	10,021.23	2,966.80	68,306.72
0000332670	*BUS OPERATOR	51,147.20	52,187.20	1,040.00	56,690.64	16,280.11	0.00	72,970.75
0000323515	*BUS OPERATOR	51,147.20	52,187.20	1,040.00	56,405.14	9,518.18	0.00	65,923.32
0000330977	*BUS OPERATOR	51,147.20	52,187.20	1,040.00	56,313.53	7,943.40	1,515.21	65,772.14
0000335144	*SERVICEPERSON I	39,166.40	39,956.80	790.40	40,720.55	981.03	1,205.12	42,906.70
0000347396	*BUS OPERATOR	36,899.20	36,899.20	0.00	20,013.77	2,917.28	0.00	22,931.05
0000323244	*BUS OPERATOR	51,147.20	52,187.20	1,040.00	46,319.14	5,680.29	0.00	51,999.43
0000321143	*JOURNEYMAN TRACK MAINTAINER	56,180.80	57,324.80	1,144.00	58,910.13	2,753.58	0.00	61,663.71
0000344404	TRANSIT POLICE OFFICER (DATE LAST EMPLOYED 13-Apr-2022)	45,947.20	53,268.80	7,321.60	42,519.64	12,722.21	2,885.48	58,127.33
0000346343	SYSTEM SAFETY ENGINEER III (DATE LAST EMPLOYED 30-Nov-2021)	101,000.12	101,000.12	0.00	36,515.46	0.00	5,083.16	41,598.62
0000325657	TRANSIT POLICE SERGEANT (DATE LAST EMPLOYED 17-Dec-2021)	72,758.40	74,942.40	2,184.00	38,229.69	7,252.50	3,783.15	49,265.34
0000335302	*BUS OPERATOR	51,147.20	52,187.20	1,040.00	45,620.56	3,007.67	3,197.08	51,825.31
0000329827	*BUS OPERATOR	51,147.20	52,187.20	1,040.00	50,772.51	16,636.06	4,935.84	72,344.41
0000314920	*BUS OPERATOR	51,147.20	52,187.20	1,040.00	55,602.22	17,714.11	4,187.75	77,504.08
0000334628	GEN SUPT BUS MAINT BSN SYS	92,705.34	98,351.24	5,645.90	99,089.59	0.00	7,707.50	106,797.09
0000305227	*JOURNEYMAN ELEC POWER ELECT	56,180.80	57,844.80	1,664.00	62,769.14	5,239.61	225.00	68,233.75
0000303110	CONTRACT PROFESSIONAL	0.00	0.00	0.00	34,885.80	95.01	0.00	34,980.81
0000320480	TRANSIT POLICE SERGEANT	72,758.40	77,209.60	4,451.20	77,295.93	13,888.31	5,895.60	97,079.84
0000336510	*BUS OPERATOR (DATE LAST EMPLOYED 07-Apr-2022)	51,147.20	52,187.20	1,040.00	39,408.61	5,615.08	1,192.32	46,216.01
0000340094	*BUS OPERATOR	47,424.00	52,187.20	4,763.20	53,517.14	12,587.91	0.00	66,105.05
0000304105	QUALITY CONTROL INSPECTOR	67,782.00	71,935.50	4,153.50	70,722.81	0.00	8,715.93	79,438.74
0000315525	*JOURNEYMAN ET-TELEPHONE MAINT	56,180.80	57,324.80	1,144.00	60,859.28	10,558.11	225.00	71,642.39
0000335116	*BUS OPERATOR	51,147.20	52,187.20	1,040.00	28,289.84	1,740.07	196.72	30,226.63
0000343397	*BUS OPERATOR	39,894.40	44,532.80	4,638.40	43,500.18	5,252.63	2,185.28	50,938.09
0000336456	FIELD INSPECTOR II	57,681.00	61,210.50	3,529.50	61,429.12	20,742.91	5,348.09	87,520.12
0000303714	MGR REPROGRAPHICS	81,992.56	86,986.12	4,993.56	85,202.39	0.00	9,463.02	94,665.41
0000321301	*SERVICEPERSON IV	41,849.60	42,702.40	852.80	45,432.91	7,702.16	0.00	53,135.07

MARTOC REPORT

EE NUMBER	TITLE	FY 21	FY 22	DIFFERENCE	REGULAR	OVERTIME	OTHER	TOTAL
		BASE SALARY	BASE SALARY	+/-	EARNINGS	EARNINGS	EARNINGS	EARNINGS
0000315912	SUPV BUS TRANSPORTATION (DATE LAST EMPLOYED 01-Jul-2022)	62,379.20	66,185.60	3,806.40	64,864.32	9,297.56	1,482.72	75,644.60
0000337723	*JOURNEYMAN ET-TELEPHONE MAINT	56,180.80	57,324.80	1,144.00	59,040.51	6,556.41	1,737.56	67,334.48
0000327313	*JOURNEYMAN RAIL CAR MECHANIC	56,180.80	57,324.80	1,144.00	59,675.21	3,034.05	873.24	63,582.50
0000318947	*RAIL OPERATOR	51,147.20	52,187.20	1,040.00	48,072.19	4,905.96	6,494.12	59,472.27
0000330296	*JOURNEYMAN ET-TRAIN CONTROL	56,180.80	57,324.80	1,144.00	59,658.28	1,082.74	225.00	60,966.02
0000338156	MGR TECHNOLOGY BUS DEVELOP	116,342.72	125,824.92	9,482.20	123,628.49	0.00	3,758.77	127,387.26
0000341951	ADMINISTRATIVE ASSISTANT	36,640.50	38,902.50	2,262.00	39,710.85	1,758.53	0.00	41,469.38
0000336901	*BUS OPERATOR	51,147.20	52,187.20	1,040.00	52,971.82	16,291.38	1,188.32	70,451.52
0000316969	TRANSIT POLICE CORPORAL	62,878.40	67,371.20	4,492.80	69,212.46	15,904.20	6,353.00	91,469.66
0000332724	*JOURNEYMAN ET-TRAIN CONTROL	56,180.80	57,324.80	1,144.00	60,168.04	20,738.63	225.00	81,131.67
0000342881	*BUS OPERATOR	39,894.40	44,532.80	4,638.40	48,598.28	22,558.50	0.00	71,156.78
0000314192	*BUS OPERATOR	51,147.20	52,187.20	1,040.00	56,191.04	8,338.92	0.00	64,529.96
0000334861	*BUS OPERATOR	51,147.20	52,187.20	1,040.00	21,187.60	405.83	698.61	22,292.04
0000306004	SUPV RAIL LINE	62,608.00	66,456.00	3,848.00	69,622.33	24,528.54	4,578.24	98,729.11
0000335580	*BUS OPERATOR	51,147.20	52,187.20	1,040.00	33,624.93	6,213.12	0.00	39,838.05
0000334665	*BUS OPERATOR	51,147.20	52,187.20	1,040.00	51,583.16	7,859.97	196.72	59,639.85
0000332989	*BUS OPERATOR (DATE LAST EMPLOYED 17-Mar-2022)	51,147.20	52,187.20	1,040.00	35,315.33	395.99	1,585.76	37,297.08
0000326786	*BUS OPERATOR	43,659.20	48,380.80	4,721.60	39,755.80	6,545.21	4,799.34	51,100.35
0000336231	DIR LEARNING & DEVELOPMENT	116,975.56	125,304.66	8,329.10	123,158.76	0.00	7,249.40	130,408.16
0000343064	*BUS OPERATOR	39,894.40	44,532.80	4,638.40	41,716.84	11,059.01	2,926.80	55,702.65
0000322817	DIVISION DISPATCHER	57,116.80	60,611.20	3,494.40	62,191.73	8,648.92	2,297.20	73,137.85
0000345741	*BUS OPERATOR	36,171.20	36,899.20	728.00	20,506.87	9,407.10	0.00	29,913.97
0000304344	SUPV RAIL LINE	62,608.00	66,456.00	3,848.00	53,385.35	7,629.02	12,780.00	73,794.37
0000305672	*JOURNEYMAN BUS TECHNICIAN	55,848.00	56,971.20	1,123.20	60,544.45	30,626.96	225.00	91,396.41
0000342615	TRANSIT POLICE OFFICER	31,200.00	45,531.20	14,331.20	38,898.10	3,526.11	437.80	42,862.01
0000335556	*BUS OPERATOR	51,147.20	52,187.20	1,040.00	56,552.18	12,420.99	397.44	69,370.61
0000330613	*JOURNEYMAN ET-RADIO MAINT	56,180.80	57,324.80	1,144.00	65,248.64	58,472.62	225.00	123,946.26
0000305526	INSTRUCTOR BUS TECHNICAL (DATE LAST EMPLOYED 01-Apr-2022)	59,696.00	63,356.80	3,660.80	49,200.54	7,560.50	6,302.23	63,063.27
0000343681	*BUS OPERATOR	39,894.40	44,532.80	4,638.40	47,058.66	15,115.60	0.00	62,174.26
0000326484	RAIL SERVICES CONTROLLER	86,632.00	91,915.20	5,283.20	78,337.16	1,468.24	12,159.88	91,965.28
0000341878	*BUS OPERATOR	43,659.20	48,380.80	4,721.60	48,729.84	6,758.87	0.00	55,488.71
0000345677	CJIT-CALL TAKER	40,601.60	42,161.60	1,560.00	43,929.86	13,881.24	1,180.20	58,991.30
0000335267	SR TECH PROJECT MANAGER	115,224.20	122,241.60	7,017.40	119,736.22	0.00	1,808.22	121,544.44
0000346482	COMMUNICATIONS COORD IOC	48,380.80	48,380.80	0.00	43,375.80	786.99	0.00	44,162.79

MARTOC REPORT

EE NUMBER	TITLE	FY 21	FY 22	DIFFERENCE	REGULAR	OVERTIME	OTHER	TOTAL
		BASE SALARY	BASE SALARY	+/-	EARNINGS	EARNINGS	EARNINGS	EARNINGS
0000304711	TRANSIT POLICE OFFICER	60,465.60	64,771.20	4,305.60	63,549.86	30,697.45	6,396.60	100,643.91
0000337439	*BUS OPERATOR	51,147.20	52,187.20	1,040.00	54,387.92	17,015.55	2,798.08	74,201.55
0000338230	TRANSIT POLICE CORPORAL	55,931.20	62,296.00	6,364.80	50,618.55	22,472.55	12,344.40	85,435.50
0000341115	CJIT-POLICE DISPATCHER	41,828.80	44,408.00	2,579.20	36,525.60	13,203.00	8,625.00	58,353.60
0000337234	*BUS OPERATOR	51,147.20	52,187.20	1,040.00	56,801.47	11,653.96	0.00	68,455.43
0000344521	COMMUNICATIONS COORD IOC	45,593.60	48,380.80	2,787.20	45,973.95	1,016.89	1,620.48	48,611.32
0000304893	*JOURNEYMAN ELEC POWER ELECT	56,700.80	57,844.80	1,144.00	58,757.92	12,429.51	2,227.32	73,414.75
0000322980	*JOURNEYMAN BUS TECHNICIAN	55,328.00	56,451.20	1,123.20	66,125.53	43,852.25	225.00	110,202.78
0000304040	*BUS OPERATOR (DATE LAST EMPLOYED 01-Apr-2022)	51,667.20	52,707.20	1,040.00	48,798.23	7,556.01	397.44	56,751.68
0000319963	BUYER PLANNER III	75,365.16	79,954.94	4,589.78	78,612.86	0.00	8,078.71	86,691.57
0000305676	*JOURNEYMAN BUS TECHNICIAN	55,848.00	56,971.20	1,123.20	60,324.50	6,118.63	225.00	66,668.13
0000331045	*SERVICEPERSON I	39,166.40	39,956.80	790.40	42,242.54	2,713.81	0.00	44,956.35
0000305498	*BUS OPERATOR	51,667.20	52,707.20	1,040.00	49,986.48	4,248.21	6,395.04	60,629.73
0000332250	*BUS OPERATOR	51,147.20	52,187.20	1,040.00	56,902.03	12,380.18	0.00	69,282.21
0000341799	*BUS OPERATOR	43,659.20	48,380.80	4,721.60	46,696.71	6,803.12	4,529.37	58,029.20
0000329574	*BUS OPERATOR	51,147.20	52,187.20	1,040.00	53,128.66	6,932.63	4,958.01	65,019.30
0000302479	CONTRACT PROFESSIONAL (DATE LAST EMPLOYED 31-Dec-2021)	0.00	0.00	0.00	22,387.08	1,261.78	0.00	23,648.86
0000304954	*SERVICEPERSON IV	42,369.60	43,222.40	852.80	49,839.72	18,161.54	329.20	68,330.46
0000326540	*MATERIAL CONTROLLER LEAD	50,523.20	53,705.60	3,182.40	53,619.63	2,473.92	1,996.64	58,090.19
0000323584	*BUS OPERATOR	51,147.20	52,187.20	1,040.00	51,222.04	7,957.42	0.00	59,179.46
0000337477	*BUS OPERATOR	43,659.20	48,380.80	4,721.60	51,056.02	13,493.39	0.00	64,549.41
0000303401	*BUS OPERATOR	51,667.20	52,707.20	1,040.00	36,376.32	7,432.48	397.44	44,206.24
0000347242	REDUCED FARE REPRESENTATIVE	35,958.00	35,958.00	0.00	20,623.90	54.52	0.00	20,678.42
0000305723	*JOURNEYMAN ET-RADIO MAINT	56,700.80	57,844.80	1,144.00	65,081.43	43,448.39	225.00	108,754.82
0000342134	SUPV BUS MAINTENANCE	53,060.80	58,988.80	5,928.00	59,942.56	16,769.22	0.00	76,711.78
0000340067	*RAIL OPERATOR	47,424.00	52,187.20	4,763.20	52,099.86	9,319.20	0.00	61,419.06
0000339179	*BUS OPERATOR	47,424.00	52,187.20	4,763.20	50,832.40	8,506.02	2,176.20	61,514.62
0000330969	SCHEDULE ANALYST II	57,116.80	60,608.60	3,491.80	60,295.90	0.00	4,295.56	64,591.46
0000337435	*BUS OPERATOR	51,147.20	52,187.20	1,040.00	45,295.30	11,425.11	2,179.92	58,900.33
0000304071	*REVENUE AGENT	51,376.00	52,395.20	1,019.20	57,950.52	3,029.92	0.00	60,980.44
0000320835	CLAIMS ADJUSTER III-WKRS COMP	67,517.06	75,190.44	7,673.38	72,486.55	0.00	4,120.69	76,607.24
0000333329	*JOURNEYMAN BUS TECHNICIAN (DATE LAST EMPLOYED 14-Mar-2022)	55,328.00	56,451.20	1,123.20	40,977.83	809.40	225.00	42,012.23
0000346427	*BUS OPERATOR (DATE LAST EMPLOYED 02-Jul-2022)	36,899.20	36,899.20	0.00	28,804.74	4,121.41	0.00	32,926.15
0000331380	*JOURNEYMAN RAIL CAR MECHANIC	56,180.80	57,324.80	1,144.00	61,920.34	17,875.21	225.00	80,020.55

METROPOLITAN ATLANTA RAPID TRANSIT AUTHORITY (MARTA)
MARTOC REPORT

EE NUMBER	TITLE	FY 21	FY 22	DIFFERENCE +/-	REGULAR EARNINGS	OVERTIME EARNINGS	OTHER EARNINGS	TOTAL EARNINGS
		BASE SALARY	BASE SALARY					
0000346422	*SERVICEPERSON IV	37,752.00	40,539.20	2,787.20	39,735.74	762.55	0.00	40,498.29
0000306272	MGR OPERATING & CAPITAL BUDGET	106,605.20	113,097.66	6,492.46	111,201.26	0.00	0.00	111,201.26
0000302370	SR DIR MGNT & BUDGET (DATE LAST EMPLOYED 01-Oct-2021)	141,302.46	141,302.46	0.00	32,608.26	0.00	5,434.71	38,042.97
0000326635	SUPV BUS TRANSPORTATION	62,441.60	66,268.80	3,827.20	63,665.50	22,310.81	7,040.65	93,016.96
0000311173	MAINTENANCE PLANNER-RAIL	62,608.00	66,456.00	3,848.00	65,029.61	0.00	5,499.01	70,528.62
0000338899	*RAIL STATION CLEANER	34,964.80	35,672.00	707.20	38,205.14	2,531.70	0.00	40,736.84
0000338985	*BUS OPERATOR	47,424.00	52,187.20	4,763.20	45,202.07	5,375.60	3,312.55	53,890.22
0000334537	*BUS OPERATOR	51,147.20	52,187.20	1,040.00	50,802.94	2,187.44	5,170.72	58,161.10
0000323945	PROJECT MANAGER II (DATE LAST EMPLOYED 01-Aug-2022)	103,592.32	109,901.22	6,308.90	108,058.37	0.00	4,103.85	112,162.22
0000316112	*BUS OPERATOR (DATE LAST EMPLOYED 03-Dec-2021)	47,424.00	47,424.00	0.00	18,810.67	690.52	2,465.63	21,966.82
0000320322	*RAIL STATION CLEANER	34,964.80	35,672.00	707.20	39,597.98	2,255.64	0.00	41,853.62
0000329423	*JOURNEYMAN RAIL CAR MECHANIC	56,180.80	57,324.80	1,144.00	60,131.90	536.84	225.00	60,893.74
0000304104	*RAIL STATION CLEANER	35,484.80	36,192.00	707.20	41,494.24	14,502.35	0.00	55,996.59
0000338057	*JOURNEYMAN ELEC POWER ELECT	56,180.80	57,324.80	1,144.00	63,358.97	29,809.79	225.00	93,393.76
0000327681	*JOURNEYMAN ELEC POWER ELECT	56,180.80	57,324.80	1,144.00	64,388.62	19,729.43	225.00	84,343.05
0000319676	INSTRUCTOR AUTO TRAIN CONTROL	65,020.80	68,993.60	3,972.80	67,898.21	9,285.84	0.00	77,184.05
0000337285	*STATION AGENT	45,760.00	46,675.20	915.20	49,643.52	639.21	0.00	50,282.73
0000319717	MGR TELEPHONY OPERATIONS	113,029.80	132,832.96	19,803.16	125,428.03	0.00	11,890.79	137,318.82
0000319734	*JOURNEYMAN ET-RAIL CAR MAINT	56,180.80	57,324.80	1,144.00	61,239.71	5,527.32	225.00	66,992.03
0000333599	*BUS OPERATOR	51,147.20	52,187.20	1,040.00	40,289.42	4,216.18	0.00	44,505.60
0000315129	DIR CONSTRUCTION MANAGEMENT	110,983.86	156,817.96	45,834.10	138,104.50	0.00	3,513.47	141,617.97
0000342929	MGR DIVERSITY & INCLUSION	91,585.26	97,163.04	5,577.78	95,532.82	0.00	0.00	95,532.82
0000327034	*JOURNEYMAN ET-RAIL CAR MAINT (DATE LAST EMPLOYED 08-Jul-2022)	56,180.80	57,324.80	1,144.00	62,315.89	32,113.56	225.00	94,654.45
0000342258	*CUSTOMER INFORMATION OPERATOR	37,419.20	39,811.20	2,392.00	43,191.20	7,343.85	0.00	50,535.05
0000303094	CAPITAL PROJECTS ADMINISTRATOR	44,908.50	47,677.50	2,769.00	46,869.17	0.00	0.00	46,869.17
0000345850	*JOURNEYMAN ET-TRAIN CONTROL	48,755.20	54,308.80	5,553.60	59,316.70	15,157.34	225.00	74,699.04
0000304328	*BUS OPERATOR	51,667.20	52,707.20	1,040.00	58,921.87	14,269.02	0.00	73,190.89
0000335793	*BUS OPERATOR	51,147.20	52,187.20	1,040.00	53,716.27	10,679.74	2,376.64	66,772.65
0000333792	FIELD DATA COLLECTION SPEC	39,643.50	42,061.50	2,418.00	41,354.29	0.00	0.00	41,354.29
0000332871	TRANSIT POLICE OFFICER (DATE LAST EMPLOYED 29-Jul-2022)	55,931.20	62,296.00	6,364.80	58,097.88	15,196.33	3,709.30	77,003.51
0000327993	TRANSIT POLICE OFFICER	55,931.20	62,296.00	6,364.80	49,094.80	43,166.15	18,294.90	110,555.85
0000343677	*SERVICEPERSON I	39,166.40	39,956.80	790.40	44,032.88	6,137.40	0.00	50,170.28
0000331812	CUSTOMER CARE REP	42,354.00	44,967.00	2,613.00	40,763.60	0.00	3,428.40	44,192.00
0000321817	SR INFORMATION SYSTEMS ANALYST	98,926.88	104,951.86	6,024.98	103,192.70	0.00	15,989.70	119,182.40

METROPOLITAN ATLANTA RAPID TRANSIT AUTHORITY (MARTA)
MARTOC REPORT

EE NUMBER	TITLE	FY 21 BASE SALARY	FY 22 BASE SALARY	DIFFERENCE +/-	REGULAR EARNINGS	OVERTIME EARNINGS	OTHER EARNINGS	TOTAL EARNINGS
0000320332	CONTRACT PROFESSIONAL	0.00	0.00	0.00	170,423.57	0.00	0.00	170,423.57
0000345486	TRANSIT POLICE OFFICER	39,291.20	45,531.20	6,240.00	43,990.96	379.44	0.00	44,370.40
0000320973	*JOURNEYMAN RAIL CAR MECHANIC	56,180.80	57,324.80	1,144.00	62,336.23	5,061.67	225.00	67,622.90
0000342554	LCARE ASSISTANT	43,017.00	45,669.00	2,652.00	44,894.35	0.00	0.00	44,894.35
0000319019	GEN SUPT RAIL LINE	97,793.54	100,727.38	2,933.84	99,149.34	0.00	16,034.42	115,183.76
0000346157	*BUS OPERATOR	36,171.20	40,705.60	4,534.40	39,859.09	7,880.19	118.26	47,857.54
0000343984	ASSOCIATE COUNSEL (DATE LAST EMPLOYED 10-Sep-2021)	92,000.22	94,760.12	2,759.90	21,761.59	0.00	6,179.82	27,941.41
0000340311	*JOURNEYMAN ELEC POWER ELECT	54,433.60	57,324.80	2,891.20	63,138.92	32,292.05	225.00	95,655.97
0000315107	DEPARTMENT ADMINISTRATOR	67,656.94	71,777.42	4,120.48	70,572.47	0.00	4,601.12	75,173.59
0000305950	MGR CASH	102,789.44	116,549.68	13,760.24	109,942.22	0.00	6,485.17	116,427.39
0000302281	*JOURNEYMAN TRACK WALKER	56,180.80	57,844.80	1,664.00	65,953.90	20,370.66	0.00	86,324.56
0000306364	TRAIN CONTROL ENGINEER	75,973.04	80,600.26	4,627.22	79,247.53	0.00	6,517.06	85,764.59
0000331125	SUPV RAIL LINE	62,587.20	66,414.40	3,827.20	66,598.49	12,145.23	6,126.20	84,869.92
0000337660	*BUS OPERATOR	51,147.20	52,187.20	1,040.00	55,827.17	9,129.70	0.00	64,956.87
0000340308	RESIDENT ENGINEER	67,074.80	99,874.06	32,799.26	95,321.37	0.00	0.00	95,321.37
0000345076	SR TECH PROJECT MANAGER (DATE LAST EMPLOYED 14-Jan-2022)	100,760.14	103,783.16	3,023.02	59,759.00	0.00	3,693.09	63,452.09
0000303456	*JOURNEYMAN ET-HVAC	56,700.80	57,844.80	1,144.00	59,754.64	0.00	225.00	59,979.64
0000331413	*BUS OPERATOR	51,147.20	52,187.20	1,040.00	54,589.63	18,822.63	0.00	73,412.26
0000335855	*RAIL STATION CLEANER	34,964.80	35,672.00	707.20	40,980.52	14,147.10	0.00	55,127.62
0000306276	*JOURNEYMAN TRACK WALKER	56,180.80	57,844.80	1,664.00	63,058.75	12,255.22	540.20	75,854.17
0000339597	*STATION AGENT	41,600.00	46,675.20	5,075.20	50,688.11	26,740.14	0.00	77,428.25
0000342430	OFFICE ADMINISTRATOR I	52,247.78	55,429.92	3,182.14	54,501.55	0.00	0.00	54,501.55
0000332360	*BUS OPERATOR	51,147.20	52,187.20	1,040.00	58,013.94	35,987.44	0.00	94,001.38
0000335300	*BUS OPERATOR	51,147.20	52,187.20	1,040.00	50,496.65	6,888.95	5,508.16	62,893.76
0000331527	LD BREEZE MEDIA DIST AGENT	52,927.42	56,151.16	3,223.74	54,778.43	0.00	4,460.81	59,239.24
0000330504	*JOURNEYMAN RAIL CAR MECHANIC	56,180.80	57,324.80	1,144.00	61,974.21	11,373.46	225.00	73,572.67
0000345392	MGR DATA CENTER SERVICES (DATE LAST EMPLOYED 03-Dec-2021)	100,104.16	100,104.16	0.00	43,303.43	0.00	4,139.19	47,442.62
0000322569	*SERVICEPERSON IV	41,849.60	42,702.40	852.80	44,147.64	1,629.26	0.00	45,776.90
0000306308	GEN SUPT RAIL CAR MAINTENANCE	96,139.16	101,994.10	5,854.94	100,282.95	0.00	9,292.98	109,575.93
0000315357	CUSTOMER ENGAGEMENT MANAGER (DATE LAST EMPLOYED 01-Nov-2021)	95,791.28	98,665.06	2,873.78	32,145.41	0.00	22,066.12	54,211.53
0000317612	CJIT GCIC NCIC OPERATOR	43,284.80	45,947.20	2,662.40	42,095.49	5,279.08	3,578.58	50,953.15
0000304396	*SERVICEPERSON II	39,686.40	40,476.80	790.40	43,469.33	787.09	0.00	44,256.42
0000332114	SUPV STATION CARE	58,968.00	60,756.80	1,788.80	62,304.92	24,600.81	3,003.44	89,909.17
0000315528	CREDIT COLLEC CLEARHSE ANALYST	60,053.76	63,711.44	3,657.68	62,641.94	0.00	4,829.50	67,471.44

METROPOLITAN ATLANTA RAPID TRANSIT AUTHORITY (MARTA)
MARTOC REPORT

EE NUMBER	TITLE	FY 21	FY 22	DIFFERENCE +/-	REGULAR EARNINGS	OVERTIME EARNINGS	OTHER EARNINGS	TOTAL EARNINGS
		BASE SALARY	BASE SALARY					
0000338614	*JOURNEYMAN BUS TECHNICIAN	55,328.00	56,451.20	1,123.20	59,295.44	2,390.54	225.00	61,910.98
0000340013	PROJECT MANAGER II	106,090.40	118,179.36	12,088.96	113,910.10	0.00	0.00	113,910.10
0000345029	EMERGENCY PREP UNIT COORD (DATE LAST EMPLOYED 20-Apr-2022)	64,633.14	68,569.54	3,936.40	56,868.78	0.00	5,944.13	62,812.91
0000341610	SR DIR GOVT & COMM AFFAIRS	128,750.18	154,500.32	25,750.14	152,002.79	0.00	0.00	152,002.79
0000340728	INSTRUCTOR LIGHT RAIL OPS	56,638.40	60,112.00	3,473.60	59,919.41	7,043.55	442.24	67,405.20
0000329335	*JOURNEYMAN RAIL CAR MECHANIC	56,180.80	57,324.80	1,144.00	60,171.62	0.00	225.00	60,396.62
0000338758	INSTRUCTOR CENTRAL CONTROL	73,819.20	78,332.80	4,513.60	74,541.23	38,758.29	6,333.67	119,633.19
0000303511	SR EXECUTIVE ADMINISTRATOR (DATE LAST EMPLOYED 01-Jun-2022)	80,385.50	85,281.30	4,895.80	72,389.89	0.00	41,818.90	114,208.79
0000317000	FOREMAN BUILDINGS SUPP EQUIP	62,608.00	66,456.00	3,848.00	69,475.06	15,042.14	0.00	84,517.20
0000345977	*REPROGRAPHICS SPEC III	43,014.40	45,656.00	2,641.60	47,446.16	129.06	0.00	47,575.22
0000330745	SUPT CONTROL CENTER	96,957.90	102,863.02	5,905.12	101,139.23	0.00	15,671.46	116,810.69
0000332063	*BUS OPERATOR	51,147.20	52,187.20	1,040.00	52,330.78	7,278.12	3,645.37	63,254.27
0000347971	PROJECT MANAGER II	110,000.02	110,000.02	0.00	21,153.90	0.00	0.00	21,153.90
0000314859	*BUS OPERATOR	51,147.20	52,187.20	1,040.00	52,212.31	9,577.16	0.00	61,789.47
0000329892	GIS ANALYST III	76,279.58	86,993.14	10,713.56	85,490.12	0.00	4,153.68	89,643.80
0000324791	TRANSIT POLICE OFFICER	60,465.60	64,771.20	4,305.60	53,777.33	20,509.36	11,922.09	86,208.78
0000333040	DIR TECH APPLICATIONS	159,487.38	170,843.14	11,355.76	167,917.65	0.00	9,058.89	176,976.54
0000334985	SUPV RAIL LINE	58,968.00	62,587.20	3,619.20	65,140.40	16,978.09	2,973.80	85,092.29
0000320851	*RAIL STATION CLEANER	34,964.80	35,672.00	707.20	40,280.58	32,760.41	0.00	73,040.99
0000347213	*JOURNEYMAN BUS TECHNICIAN	49,732.80	49,732.80	0.00	30,718.85	1,594.72	0.00	32,313.57
0000303739	ASSET MGMT PROGRAM ANALYST (DATE LAST EMPLOYED 01-Mar-2022)	66,567.28	68,564.34	1,997.06	44,753.41	0.00	1,762.28	46,515.69
0000332723	*JOURNEYMAN ET-TRAIN CONTROL	56,180.80	57,324.80	1,144.00	40,930.38	20,144.14	225.00	61,299.52
0000333585	*JOURNEYMAN BODY REPAIR	56,180.80	57,324.80	1,144.00	31,858.28	8,354.42	225.00	40,437.70
0000338075	*BUS OPERATOR	51,147.20	52,187.20	1,040.00	55,053.45	6,411.53	991.60	62,456.58
0000343037	TECH COMM & CHG MGMT ANALYST	75,973.04	80,600.26	4,627.22	79,247.52	0.00	14,465.64	93,713.16
0000331912	*RAIL OPERATOR	51,147.20	52,187.20	1,040.00	28,926.71	3,283.56	983.60	33,193.87
0000321061	RAIL SERVICES CONTROLLER	84,364.80	89,523.20	5,158.40	88,687.62	3,348.31	1,119.04	93,154.97
0000346260	REDUCED FARE REPRESENTATIVE	33,871.50	34,905.00	1,033.50	34,375.34	78.58	0.00	34,453.92
0000337789	SR COST ESTIMATOR	89,124.36	94,552.38	5,428.02	92,966.50	0.00	7,167.33	100,133.83
0000342745	*BUS OPERATOR	43,659.20	48,380.80	4,721.60	45,340.41	7,324.92	2,517.76	55,183.09
0000342679	*JOURNEYMAN TRACK MAINTAINER	54,433.60	57,324.80	2,891.20	50,676.93	9,692.35	4,223.56	64,592.84
0000316118	*JOURNEYMAN STRUCTURAL INSPECT	56,180.80	57,324.80	1,144.00	64,445.06	12,528.27	0.00	76,973.33
0000345661	*JOURNEYMAN ET-TRAIN CONTROL	52,811.20	54,308.80	1,497.60	57,654.01	14,877.33	225.00	72,756.34
0000344632	MOBILITY OPERATIONS FIELD INS	63,980.80	67,912.00	3,931.20	67,851.65	3,289.13	0.00	71,140.78

METROPOLITAN ATLANTA RAPID TRANSIT AUTHORITY (MARTA)
MARTOC REPORT

EE NUMBER	TITLE	FY 21	FY 22	DIFFERENCE +/-	REGULAR EARNINGS	OVERTIME EARNINGS	OTHER EARNINGS	TOTAL EARNINGS
		BASE SALARY	BASE SALARY					
0000302082	*JOURNEYMAN RAIL CAR MECHANIC	56,700.80	57,844.80	1,144.00	61,871.76	8,050.41	225.00	70,147.17
0000317674	PROTECTIVE SPEC POLICE CADET	31,990.40	42,848.00	10,857.60	38,072.71	3,664.24	0.00	41,736.95
0000303250	ENTERPRISE TELE ENGINEER	88,019.62	93,380.30	5,360.68	87,631.31	0.00	17,353.42	104,984.73
0000334984	SR INFORMATION SYSTEMS ANALYST	97,975.80	103,942.80	5,967.00	102,199.32	0.00	5,330.40	107,529.72
0000346349	CONTRACT SPECIALIST II (DATE LAST EMPLOYED 14-Mar-2022)	63,431.68	65,334.88	1,903.20	46,721.32	0.00	1,068.48	47,789.80
0000344704	*JOURNEYMAN ELEC POWER ELECT	48,755.20	54,308.80	5,553.60	57,483.92	28,662.79	225.00	86,371.71
0000344839	AGM CHF POLICE & EMERG MGMT	195,000.00	208,884.00	13,884.00	206,428.00	0.00	10,400.00	216,828.00
0000322672	*JOURNEYMAN ET-RAIL CAR MAINT	56,180.80	57,324.80	1,144.00	63,421.84	27,282.11	225.00	90,928.95
0000302172	*JOURNEYMAN ET-RAIL CAR MAINT	56,700.80	57,844.80	1,144.00	62,925.52	333.72	225.00	63,484.24
0000303679	COST ANALYST	74,738.30	79,290.12	4,551.82	77,958.76	0.00	7,535.22	85,493.98
0000305041	FOREMAN CUSTODIAL SERVICES (DATE LAST EMPLOYED 31-Aug-2021)	51,916.80	53,476.80	1,560.00	24,242.49	2,835.48	8,081.43	35,159.40
0000305605	GEN SUPT BUS SVC COORDINATION (DATE LAST EMPLOYED 01-Mar-2022)	72,155.46	85,455.76	13,300.30	50,334.16	0.00	17,688.53	68,022.69
0000327036	*JOURNEYMAN ET-TRAIN CONTROL	56,180.80	57,324.80	1,144.00	65,482.38	26,949.50	225.00	92,656.88
0000322431	*JOURNEYMAN ET-TRAIN CONTROL	56,180.80	57,324.80	1,144.00	64,452.24	24,780.45	225.00	89,457.69
0000303170	*JOURNEYMAN AA BUS TECHNICIAN	56,700.80	57,844.80	1,144.00	60,384.86	21,630.13	2,841.96	84,856.95
0000335355	*JOURNEYMAN ET-RAIL CAR MAINT	56,180.80	57,324.80	1,144.00	57,964.75	22,927.23	3,968.76	84,860.74
0000338983	*BUS OPERATOR	47,424.00	52,187.20	4,763.20	53,042.49	11,162.74	2,203.92	66,409.15
0000343274	*BUS OPERATOR	39,894.40	44,532.80	4,638.40	31,847.86	5,246.26	2,869.36	39,963.48
0000302707	MGR RECRUITING	71,295.90	100,319.18	29,023.28	81,183.01	0.00	10,663.55	91,846.56
0000329931	*SERVICEPERSON V	37,502.40	50,502.40	13,000.00	43,450.37	7,110.63	0.00	50,561.00
0000329153	*BUS OPERATOR	51,147.20	52,187.20	1,040.00	40,837.23	971.21	5,110.15	46,918.59
0000336908	*BUS OPERATOR	51,147.20	52,187.20	1,040.00	59,511.80	14,049.08	0.00	73,560.88
0000322215	IT BUSINESS ANALYST II	75,352.94	75,352.94	0.00	46,565.86	0.00	0.00	46,565.86
0000315667	*JOURNEYMAN ET-RAIL CAR MAINT	56,180.80	57,324.80	1,144.00	58,806.21	101.29	873.24	59,780.74
0000324227	MGR CONTINUOUS IMPROVEMENT	102,692.72	116,131.08	13,438.36	108,017.30	0.00	8,928.11	116,945.41
0000327138	SUPV RAIL LINE (DATE LAST EMPLOYED 01-Feb-2022)	58,968.00	60,756.80	1,788.80	38,472.98	8,216.99	4,037.12	50,727.09
0000331665	*RAIL OPERATOR	51,147.20	52,187.20	1,040.00	27,873.89	1,818.85	0.00	29,692.74
0000335142	TRANSIT POLICE SERGEANT	69,971.20	77,209.60	7,238.40	71,431.32	5,543.46	5,175.70	82,150.48
0000337933	*BUS OPERATOR	51,147.20	52,187.20	1,040.00	44,628.68	10,204.33	2,932.10	57,765.11
0000343360	*JOURNEYMAN RAIL CAR MECHANIC	48,755.20	57,324.80	8,569.60	52,154.98	1,440.72	225.00	53,820.70
0000334356	*BUS OPERATOR	51,147.20	52,187.20	1,040.00	55,253.17	17,080.48	3,894.88	76,228.53
0000339547	*BUS OPERATOR	47,424.00	52,187.20	4,763.20	52,489.62	14,906.67	0.00	67,396.29
0000330171	*JOURNEYMAN RAIL CAR MECHANIC	54,433.60	57,324.80	2,891.20	58,227.82	4,392.88	2,209.32	64,830.02
0000346047	*BUS OPERATOR	36,171.20	40,705.60	4,534.40	32,158.19	6,645.01	278.24	39,081.44

MARTOC REPORT

EE NUMBER	TITLE	FY 21	FY 22	DIFFERENCE	REGULAR	OVERTIME	OTHER	TOTAL
		BASE SALARY	BASE SALARY	+/-	EARNINGS	EARNINGS	EARNINGS	EARNINGS
0000344567	*RAIL STATION CLEANER	33,092.80	35,672.00	2,579.20	29,540.70	9,202.70	381.84	39,125.24
0000306114	*JOURNEYMAN ET-RAIL CAR MAINT	56,700.80	57,844.80	1,144.00	61,215.93	2,313.78	770.20	64,299.91
0000316386	*REVENUE AGENT	47,964.80	49,899.20	1,934.40	54,552.68	7,333.71	0.00	61,886.39
0000304885	*JOURNEYMAN ET-TRAIN CONTROL	56,180.80	57,844.80	1,664.00	62,216.83	3,542.13	225.00	65,983.96
0000341621	*JOURNEYMAN BUS TECHNICIAN	53,060.80	54,600.00	1,539.20	55,984.37	9,925.99	225.00	66,135.36
0000328122	DIR PROGRAM & CONTRACT MGMT	123,508.84	156,817.96	33,309.12	150,494.26	0.00	0.00	150,494.26
0000316714	*BUS OPERATOR	51,147.20	52,187.20	1,040.00	56,988.78	25,635.23	0.00	82,624.01
0000322923	*BUS OPERATOR (DATE LAST EMPLOYED 01-Jun-2022)	51,147.20	52,187.20	1,040.00	50,915.50	4,343.69	3,694.98	58,954.17
0000305684	*JOURNEYMAN ET-RADIO MAINT	56,700.80	57,844.80	1,144.00	61,276.80	1,510.56	888.04	63,675.40
0000342724	TRANSIT POLICE OFFICER	47,798.40	53,268.80	5,470.40	45,389.19	21,324.66	6,499.38	73,213.23
0000306228	MGR ACCOUNTING	107,690.96	114,249.46	6,558.50	109,321.97	0.00	23,804.60	133,126.57
0000332079	*RAIL OPERATOR	51,147.20	52,187.20	1,040.00	58,158.28	2,984.66	0.00	61,142.94
0000346432	*CUSTOMER INFORMATION OPERATOR (DATE LAST EMPLOYED 12-Mar-2022)	31,761.60	34,361.60	2,600.00	21,683.09	450.22	488.64	22,621.95
0000345776	*JOURNEYMAN TRACK MAINTAINER	48,755.20	54,308.80	5,553.60	57,909.76	17,719.15	0.00	75,628.91
0000302780	MGR SAFETY	101,218.52	119,268.24	18,049.72	100,236.41	0.00	21,647.48	121,883.89
0000302758	CONTRACT EMP PT POLICE OFFICER	0.00	0.00	0.00	43,192.97	23.18	0.00	43,216.15
0000346501	TRANSIT POLICE OFFICER	53,268.80	53,268.80	0.00	48,691.83	6,180.07	768.30	55,640.20
0000321710	SR EXECUTIVE ADMINISTRATOR	76,000.08	80,628.86	4,628.78	79,279.08	0.00	7,226.68	86,505.76
0000319545	*PT BUS OPERATOR	0.00	0.00	0.00	23,728.23	0.00	0.00	23,728.23
0000329223	*BUS OPERATOR	51,147.20	52,187.20	1,040.00	55,874.42	9,089.43	0.00	64,963.85
0000337914	QA ENGINEER (DATE LAST EMPLOYED 01-Jul-2022)	87,418.50	92,742.52	5,324.02	87,978.08	0.00	7,992.29	95,970.37
0000306609	*MATERIAL CONTROLLER LEAD	54,267.20	55,348.80	1,081.60	57,733.20	0.00	0.00	57,733.20
0000304167	SUPT CONTROL CENTER	86,632.00	97,335.16	10,703.16	94,295.20	9,660.09	7,050.76	111,006.05
0000345695	SR TRAIN CTRL CYBER SEC ANLYST	96,000.32	110,000.02	13,999.70	101,573.20	0.00	2,662.17	104,235.37
0000336309	SYSTEM SAFETY ENGINEER III	88,334.48	101,806.38	13,471.90	96,815.48	0.00	3,499.41	100,314.89
0000330610	*JOURNEYMAN ET-RADIO MAINT	56,180.80	57,324.80	1,144.00	62,888.95	28,594.44	225.00	91,708.39
0000304658	*MATERIAL CONTROLLER	52,124.80	53,705.60	1,580.80	55,823.06	75.18	0.00	55,898.24
0000344126	PROTECTIVE SPEC POLICE CADET (DATE LAST EMPLOYED 14-Apr-2022)	31,200.00	42,848.00	11,648.00	27,611.34	411.99	384.61	28,407.94
0000338897	*BUS OPERATOR	47,424.00	52,187.20	4,763.20	52,995.08	11,674.95	0.00	64,670.03
0000330624	*JOURNEYMAN ET-HVAC	56,180.80	57,324.80	1,144.00	62,156.28	1,304.69	225.00	63,685.97
0000323614	*BUS OPERATOR	51,147.20	52,187.20	1,040.00	48,307.79	37.64	3,384.24	51,729.67
0000320604	SUPV BUS MAINTENANCE	62,608.00	66,456.00	3,848.00	67,966.63	11,554.27	5,036.80	84,557.70
0000329559	PROJECT MANAGER I	89,370.84	101,108.02	11,737.18	96,856.02	0.00	7,313.16	104,169.18
0000343130	*BUS OPERATOR	39,894.40	44,532.80	4,638.40	34,551.84	4,184.56	1,242.20	39,978.60

MARTOC REPORT

EE NUMBER	TITLE	FY 21 BASE SALARY	FY 22 BASE SALARY	DIFFERENCE +/-	REGULAR EARNINGS	OVERTIME EARNINGS	OTHER EARNINGS	TOTAL EARNINGS
0000329582	*BUS OPERATOR	51,147.20	52,187.20	1,040.00	56,571.39	9,329.32	1,069.38	66,970.09
0000305119	GEN SUPT BUS TRANS OPERATIONS	84,925.36	89,102.00	4,176.64	84,235.18	0.00	6,643.30	90,878.48
0000305549	DISPATCHER RADIO COMMUNICATION	60,611.20	64,334.40	3,723.20	62,123.09	5,537.94	8,201.41	75,862.44
0000333544	OFFICE ADMINISTRATOR II (DATE LAST EMPLOYED 01-Jan-2022)	57,983.64	59,723.30	1,739.66	32,091.15	0.00	13,313.71	45,404.86
0000330921	*BUS OPERATOR	51,147.20	52,187.20	1,040.00	39,067.46	1,990.35	4,777.28	45,835.09
0000304916	*RAIL OPERATOR	51,667.20	52,707.20	1,040.00	51,552.89	1,623.62	1,280.05	54,456.56
0000341886	*BUS OPERATOR	43,659.20	48,380.80	4,721.60	49,808.15	9,684.92	839.60	60,332.67
0000341496	TRANSIT POLICE OFFICER SPECIAL	47,798.40	55,390.40	7,592.00	42,953.31	24,221.70	9,757.41	76,932.42
0000322984	ENGINEERING CAD SPECIALIST III	72,744.88	77,175.28	4,430.40	71,965.54	0.00	3,917.06	75,882.60
0000345027	INSTRUCTOR BUS TECHNICAL	51,771.20	63,003.20	11,232.00	58,783.95	13,327.54	225.00	72,336.49
0000347298	SR ASSOCIATE COUNSEL	116,000.04	116,000.04	0.00	48,630.80	0.00	0.00	48,630.80
0000316528	SUPV STATION CARE	58,968.00	62,587.20	3,619.20	61,704.20	7,789.86	2,336.80	71,830.86
0000334693	RESIDENT ENGINEER	92,802.32	103,376.78	10,574.46	98,769.22	0.00	5,514.75	104,283.97
0000338545	*BUS OPERATOR	47,424.00	52,187.20	4,763.20	54,164.02	13,051.66	0.00	67,215.68
0000344752	*BUS OPERATOR (DATE LAST EMPLOYED 02-May-2022)	39,894.40	44,532.80	4,638.40	37,739.83	7,711.56	0.00	45,451.39
0000340061	SR COST ANALYST	86,152.04	91,398.84	5,246.80	87,455.13	0.00	2,409.55	89,864.68
0000302585	CONTRACT PROFESSIONAL DISPATCH	0.00	0.00	0.00	69,143.37	8,138.09	0.00	77,281.46
0000336135	CONTRACT SPECIALIST III (DATE LAST EMPLOYED 21-Jan-2022)	74,303.58	76,532.82	2,229.24	45,520.71	0.00	24,125.90	69,646.61
0000303114	FOREMAN CUSTODIAL SERVICES (DATE LAST EMPLOYED 31-Aug-2021)	54,246.40	55,889.60	1,643.20	22,533.68	0.00	3,188.67	25,722.35
0000302318	*MATERIAL CONTROLLER (DATE LAST EMPLOYED 01-Nov-2021)	52,644.80	52,644.80	0.00	23,908.98	5,808.67	0.00	29,717.65
0000344565	*BUS OPERATOR	39,894.40	44,532.80	4,638.40	45,218.47	9,780.64	1,573.20	56,572.31
0000315343	SUPV CAR REPAIR INSPECTION	62,587.20	66,414.40	3,827.20	67,386.57	16,703.04	2,310.74	86,400.35
0000321807	FARE COLLECTION COORDINATOR OP	55,887.00	59,299.50	3,412.50	57,328.81	21.50	1,596.53	58,946.84
0000346362	*JOURNEYMAN ET-RADIO MAINT	48,755.20	53,872.00	5,116.80	52,021.92	4,032.44	225.00	56,279.36
0000317740	REVENUE OPERATIONS ANALYST II	46,059.00	60,677.50	14,618.50	57,910.31	17.72	4,229.80	62,157.83
0000339045	*BUS OPERATOR	47,424.00	52,187.20	4,763.20	54,909.13	6,796.86	0.00	61,705.99
0000323249	*BUS OPERATOR	51,147.20	52,187.20	1,040.00	56,331.97	7,335.23	0.00	63,667.20
0000320555	TRANSIT POLICE OFFICER	60,465.60	64,771.20	4,305.60	49,206.47	27,585.99	18,115.91	94,908.37
0000327107	*BUS OPERATOR	51,147.20	52,187.20	1,040.00	57,756.11	16,968.55	0.00	74,724.66
0000323162	*BUS OPERATOR	51,147.20	52,187.20	1,040.00	55,743.27	11,136.62	0.00	66,879.89
0000339353	TRANSIT POLICE SERGEANT	57,532.80	63,481.60	5,948.80	44,071.61	29,214.73	20,347.04	93,633.38
0000323530	*BUS OPERATOR	51,147.20	52,187.20	1,040.00	56,064.50	8,197.19	0.00	64,261.69
0000324732	TRANSIT POLICE CORPORAL (DATE LAST EMPLOYED 01-Jan-2022)	62,878.40	64,771.20	1,892.80	23,846.60	68.71	13,748.07	37,663.38
0000345237	PROTECTIVE SPEC POLICE CADET	31,200.00	42,848.00	11,648.00	33,991.65	5,655.68	4,161.20	43,808.53

METROPOLITAN ATLANTA RAPID TRANSIT AUTHORITY (MARTA)
MARTOC REPORT

EE NUMBER	TITLE	FY 21	FY 22	DIFFERENCE	REGULAR	OVERTIME	OTHER	TOTAL
		BASE SALARY	BASE SALARY	+/-	EARNINGS	EARNINGS	EARNINGS	EARNINGS
0000345796	*BUS OPERATOR	36,171.20	40,705.60	4,534.40	41,176.95	16,836.95	0.00	58,013.90
0000337470	FIELD INSPECTOR III	57,681.00	66,222.00	8,541.00	61,374.67	11,388.34	3,808.75	76,571.76
0000337168	*SR TRAFFIC CHECKER	39,915.20	40,726.40	811.20	44,304.97	217.08	0.00	44,522.05
0000305813	DIR BUS TRANSPORTATION	140,000.12	144,200.16	4,200.04	123,244.07	0.00	28,586.24	151,830.31
0000346354	CUSTOMER ENGAGEMENT MANAGER (DATE LAST EMPLOYED 05-Aug-2022)	65,334.62	85,028.84	19,694.22	68,026.08	0.00	258.83	68,284.91
0000302246	*BUS OPERATOR (DATE LAST EMPLOYED 14-Oct-2021)	51,667.20	51,667.20	0.00	26,389.55	3,566.57	0.00	29,956.12
0000343472	*BUS OPERATOR	39,894.40	44,532.80	4,638.40	46,076.50	9,171.17	2,130.72	57,378.39
0000319278	*JOURNEYMAN RAIL CAR MECHANIC	56,180.80	57,324.80	1,144.00	63,582.10	6,050.15	225.00	69,857.25
0000342865	*BUS OPERATOR	39,894.40	44,532.80	4,638.40	41,792.14	7,891.29	0.00	49,683.43
0000316217	*JOURNEYMAN ET-RADIO MAINT	56,180.80	57,324.80	1,144.00	62,402.68	53,362.33	225.00	115,990.01
0000306431	*RAIL OPERATOR	51,667.20	52,707.20	1,040.00	58,631.93	12,001.37	0.00	70,633.30
0000315347	*JOURNEYMAN TRACK WALKER	56,180.80	57,324.80	1,144.00	60,486.61	5,967.82	270.10	66,724.53
0000335972	*JOURNEYMAN SUPPORT EQUIPMENT	56,180.80	57,324.80	1,144.00	59,629.47	3,804.16	225.00	63,658.63
0000302836	*STATION AGENT	46,280.00	47,195.20	915.20	47,749.49	401.82	2,876.16	51,027.47
0000347342	DEPARTMENT ADMINISTRATOR	68,000.14	68,000.14	0.00	34,000.21	0.00	0.00	34,000.21
0000339602	*BUS OPERATOR	47,424.00	52,187.20	4,763.20	39,635.60	1,151.54	3,126.48	43,913.62
0000338428	FIELD INSPECTOR III	61,015.50	64,740.00	3,724.50	68,799.02	12,258.47	1,954.80	83,012.29
0000334898	*RAIL OPERATOR	51,147.20	52,187.20	1,040.00	56,710.30	16,554.89	1,192.32	74,457.51
0000347682	BUS STOP PLANNER III (DATE LAST EMPLOYED 16-Jul-2022)	65,000.00	65,000.00	0.00	20,000.02	0.00	0.00	20,000.02
0000316151	BUS RADIO MAINTENANCE SPEC	67,584.92	76,752.00	9,167.08	70,823.25	0.00	0.00	70,823.25
0000347456	PROJECT MANAGER I	89,805.30	89,805.30	0.00	34,540.55	0.00	0.00	34,540.55
0000306641	*BUS OPERATOR	51,147.20	52,707.20	1,560.00	55,799.43	2,105.05	0.00	57,904.48
0000306629	*BUS OPERATOR	51,147.20	52,707.20	1,560.00	55,116.58	5,263.26	0.00	60,379.84
0000335048	CJIT-POLICE DISPATCHER	45,739.20	48,526.40	2,787.20	41,232.16	17,438.34	10,872.78	69,543.28
0000305287	TRANSIT POLICE LIEUTENANT (DATE LAST EMPLOYED 01-Dec-2021)	88,628.80	91,291.20	2,662.40	43,292.40	8,449.94	16,459.64	68,201.98
0000339500	*RAIL STATION CLEANER	34,964.80	35,672.00	707.20	39,228.17	857.31	0.00	40,085.48
0000323903	*SERVICEPERSON I	39,166.40	39,956.80	790.40	45,579.19	413.27	0.00	45,992.46
0000332672	*RAIL STATION CLEANER	34,964.80	35,672.00	707.20	37,687.89	9,529.73	1,455.08	48,672.70
0000345857	*BUS OPERATOR (DATE LAST EMPLOYED 31-Jul-2022)	36,171.20	40,705.60	4,534.40	30,561.93	4,779.22	139.12	35,480.27
0000343632	*JOURNEYMAN BUS TECHNICIAN	52,291.20	54,308.80	2,017.60	49,798.28	1,169.24	2,407.36	53,374.88
0000305202	DIVISION DISPATCHER	62,379.20	66,185.60	3,806.40	19,791.84	0.00	10,731.30	30,523.14
0000337936	*RAIL STATION CLEANER	34,964.80	35,672.00	707.20	39,672.18	19,360.69	137.20	59,170.07
0000303748	*JOURNEYMAN BUS TECHNICIAN	55,848.00	56,971.20	1,123.20	63,028.01	27,980.42	654.60	91,663.03
0000333520	*STATION AGENT	45,760.00	46,675.20	915.20	50,890.48	16,066.05	176.00	67,132.53

METROPOLITAN ATLANTA RAPID TRANSIT AUTHORITY (MARTA)
MARTOC REPORT

EE NUMBER	TITLE	FY 21	FY 22	DIFFERENCE +/-	REGULAR EARNINGS	OVERTIME EARNINGS	OTHER EARNINGS	TOTAL EARNINGS
		BASE SALARY	BASE SALARY					
0000321025	*BUS OPERATOR	51,147.20	52,187.20	1,040.00	53,612.27	9,729.33	3,166.43	66,508.03
0000306647	*JOURNEYMAN AUTOMOTIVE TECH	56,700.80	57,844.80	1,144.00	61,767.20	16,084.10	225.00	78,076.30
0000345884	AGM LABOR RELATIONS (DATE LAST EMPLOYED 30-Sep-2021)	175,000.02	175,000.02	0.00	49,807.73	0.00	0.00	49,807.73
0000331137	RESIDENT ENGINEER (DATE LAST EMPLOYED 21-May-2022)	92,802.32	103,376.78	10,574.46	91,691.60	0.00	16,616.01	108,307.61
0000344343	*BUS OPERATOR	39,894.40	44,532.80	4,638.40	38,838.31	4,288.63	1,705.03	44,831.97
0000341131	MARKETING SPEC & EVENT PLANNER (DATE LAST EMPLOYED 15-Apr-2022)	61,800.70	71,929.78	10,129.08	55,200.72	0.00	1,948.38	57,149.10
0000331804	*RAIL STATION CLEANER	34,964.80	35,672.00	707.20	35,591.96	9,257.25	0.00	44,849.21
0000346278	PROGRAM MGR	95,000.36	97,850.48	2,850.12	96,315.41	0.00	0.00	96,315.41
0000346256	LABOR RELATIONS SPECIALIST (DATE LAST EMPLOYED 08-Apr-2022)	73,500.18	75,705.24	2,205.06	59,959.08	0.00	2,311.15	62,270.23
0000339934	MGR MATERIALS	95,481.36	106,180.62	10,699.26	101,200.93	0.00	4,833.15	106,034.08
0000326193	*JOURNEYMAN BUS TECHNICIAN	55,328.00	56,451.20	1,123.20	57,391.27	679.11	225.00	58,295.38
0000346207	*BUS OPERATOR	40,705.60	40,705.60	0.00	40,211.12	22,993.78	313.12	63,518.02
0000323910	MGR CIVIL & STRUC ENGINEERING	108,159.22	121,653.48	13,494.26	117,220.91	0.00	0.00	117,220.91
0000336048	CJIT-POLICE DISPATCHER	44,387.20	47,112.00	2,724.80	37,409.61	23,253.97	11,819.55	72,483.13
0000318281	*BUS OPERATOR	51,147.20	52,187.20	1,040.00	44,011.29	9,778.02	3,408.42	57,197.73
0000315630	COST ANALYST	70,599.88	74,899.76	4,299.88	72,244.94	0.00	7,382.36	79,627.30
0000345851	CUSTOMER CARE REP	38,746.50	41,125.50	2,379.00	35,733.82	0.00	614.10	36,347.92
0000338586	MGR CONSTRUCTION PROJECTS	97,603.22	108,724.72	11,121.50	104,802.58	0.00	3,866.59	108,669.17
0000322028	SR PERFORMANCE ANALYST	88,882.56	94,295.76	5,413.20	93,077.74	0.00	10,751.20	103,828.94
0000302937	*JOURNEYMAN RAIL CAR MECHANIC	56,700.80	57,844.80	1,144.00	65,458.66	0.00	770.20	66,228.86
0000335567	*RAIL OPERATOR	51,147.20	52,187.20	1,040.00	47,884.82	23,082.18	4,391.36	75,358.36
0000319669	TRANSIT POLICE LIEUTENANT	88,628.80	94,036.80	5,408.00	104,250.69	16,540.84	0.00	120,791.53
0000322050	CONFIG MGMT SPECIALIST III	65,726.96	69,729.92	4,002.96	66,736.99	0.00	0.00	66,736.99
0000333876	*BUS OPERATOR	51,147.20	52,187.20	1,040.00	57,092.38	12,457.68	0.00	69,550.06
0000305734	CAPITAL PROJECT COORDINATOR (DATE LAST EMPLOYED 01-Apr-2022)	70,645.12	74,947.60	4,302.48	56,688.92	0.00	7,266.69	63,955.61
0000339925	SUPV BUS & RAIL STORES	62,608.00	66,456.00	3,848.00	66,603.58	2,278.89	5,112.00	73,994.47
0000314959	MGR PURCHASING	83,294.12	104,828.10	21,533.98	89,691.88	0.00	7,363.63	97,055.51
0000315027	*BUS OPERATOR	51,147.20	52,187.20	1,040.00	56,202.02	9,511.36	602.16	66,315.54
0000304358	*JOURNEYMAN SUPPORT EQUIPMENT	56,700.80	57,844.80	1,144.00	60,883.67	5,340.36	225.00	66,449.03
0000304144	RIDESTORE ASSISTANT	33,696.00	35,763.00	2,067.00	35,761.44	7,103.80	4,332.75	47,197.99
0000329792	*BUS OPERATOR	51,147.20	52,187.20	1,040.00	50,078.98	2,057.66	995.61	53,132.25
0000305958	*STATION AGENT	46,280.00	47,195.20	915.20	51,640.22	8,266.72	178.00	60,084.94
0000345236	*JOURNEYMAN ELEC POWER ELECT (DATE LAST EMPLOYED 29-Oct-2021)	48,755.20	48,755.20	0.00	17,339.28	3,401.73	0.00	20,741.01
0000337283	DEPUTY CHF SAFETY & QA	183,000.22	197,915.12	14,914.90	201,954.24	0.00	0.00	201,954.24

METROPOLITAN ATLANTA RAPID TRANSIT AUTHORITY (MARTA)
MARTOC REPORT

EE NUMBER	TITLE	FY 21	FY 22	DIFFERENCE	REGULAR	OVERTIME	OTHER	TOTAL
		BASE SALARY	BASE SALARY	+/-	EARNINGS	EARNINGS	EARNINGS	EARNINGS
0000321693	*BUS OPERATOR	51,147.20	52,187.20	1,040.00	56,206.56	27,525.17	0.00	83,731.73
0000324188	FOREMAN POWER	58,884.80	62,483.20	3,598.40	63,760.10	7,498.52	0.00	71,258.62
0000303996	*JOURNEYMAN TRACK MAINTAINER	56,700.80	57,844.80	1,144.00	54,373.98	2,615.52	0.00	56,989.50
0000330392	SUPT BUS TRANSPORTATION	58,843.20	73,200.40	14,357.20	66,853.37	4,261.37	5,334.31	76,449.05
0000338143	AGM INFORMATION SECURITY/CISO	182,504.92	195,499.46	12,994.54	192,152.95	0.00	3,650.10	195,803.05
0000346453	TRANSIT POLICE OFFICER	39,291.20	45,531.20	6,240.00	27,573.54	173.75	0.00	27,747.29
0000337916	*JOURNEYMAN ET-HVAC	56,180.80	57,324.80	1,144.00	62,851.90	4,990.33	225.00	68,067.23
0000317506	DATA WAREHOUSE ARCHITECT	91,652.60	97,234.54	5,581.94	95,603.49	0.00	3,630.87	99,234.36
0000334770	DISPATCHER RADIO COMMUNICATION	51,147.20	57,116.80	5,969.60	56,962.22	21,389.41	0.00	78,351.63
0000305985	HR INFO SYSTEMS SPEC II	56,628.00	68,191.76	11,563.76	61,188.94	0.00	6,690.62	67,879.56
0000331990	SUPV BUS TRANSPORTATION	62,441.60	66,268.80	3,827.20	65,914.82	8,438.04	3,075.57	77,428.43
0000332759	TRANSIT POLICE OFFICER	60,465.60	64,771.20	4,305.60	65,359.35	21,423.38	0.00	86,782.73
0000320838	CONTRACT EMP PT POLICE OFFICER	0.00	0.00	0.00	54,889.10	10,339.94	0.00	65,229.04
0000324181	*RAIL STATION CLEANER	34,964.80	35,672.00	707.20	36,922.84	580.46	0.00	37,503.30
0000307120	*BUS OPERATOR	51,147.20	52,707.20	1,560.00	56,967.62	14,553.30	0.00	71,520.92
0000340470	SR WEB DEVELOPER	101,077.86	101,077.86	0.00	76,845.43	0.00	0.00	76,845.43
0000322931	DIVISION DISPATCHER	43,659.20	54,912.00	11,252.80	46,357.71	12,081.83	2,854.64	61,294.18
0000337539	*BUS OPERATOR	51,147.20	52,187.20	1,040.00	50,921.46	21,679.18	6,401.56	79,002.20
0000329352	*BUS OPERATOR	43,659.20	48,380.80	4,721.60	39,582.13	9,068.48	1,295.20	49,945.81
0000302351	*JOURNEYMAN AA BUS TECHNICIAN	56,700.80	57,844.80	1,144.00	67,401.34	14,589.21	1,097.32	83,087.87
0000335383	*BUS OPERATOR	51,147.20	52,187.20	1,040.00	54,302.14	8,557.94	2,461.77	65,321.85
0000317773	*JOURNEYMAN ET-RAIL CAR MAINT	56,180.80	57,324.80	1,144.00	62,452.22	10,665.61	225.00	73,342.83
0000345999	SVC DESK SUPPORT AGENT	44,460.00	47,190.00	2,730.00	46,224.41	329.10	0.00	46,553.51
0000317536	QA ENGINEER	85,505.16	96,720.78	11,215.62	92,662.08	0.00	10,494.69	103,156.77
0000306664	FOREMAN POWER	63,211.20	67,080.00	3,868.80	65,581.89	7,169.21	2,269.36	75,020.46
0000334186	*BUS OPERATOR	51,147.20	52,187.20	1,040.00	46,759.88	8,521.39	2,739.90	58,021.17
0000326616	TRANSIT POLICE SERGEANT (DATE LAST EMPLOYED 28-Oct-2021)	64,708.80	66,664.00	1,955.20	23,080.16	5,983.23	10,555.03	39,618.42
0000304881	*SERVICEPERSON IV	41,849.60	42,702.40	852.80	41,686.55	7,593.77	2,110.12	51,390.44
0000329163	*BUS OPERATOR	51,147.20	52,187.20	1,040.00	56,663.25	7,348.02	1,786.48	65,797.75
0000322162	*SERVICEPERSON IV	39,728.00	42,702.40	2,974.40	32,362.04	1,229.06	2,108.96	35,700.06
0000305608	BUS MECH ELEC ENGINEER	86,204.82	77,660.44	-8,544.38	80,231.64	0.00	1,449.98	81,681.62
0000334372	HR INFORMATION SYSTEMS SPEC II (DATE LAST EMPLOYED 05-Nov-2021)	46,000.50	47,385.00	1,384.50	15,164.05	0.00	5,447.29	20,611.34
0000337371	*BUS OPERATOR (DATE LAST EMPLOYED 10-Nov-2021)	51,147.20	51,147.20	0.00	21,044.66	2,136.42	0.00	23,181.08
0000338016	*BUS OPERATOR	51,147.20	52,187.20	1,040.00	52,864.17	14,735.28	5,724.88	73,324.33

MARTOC REPORT

EE NUMBER	TITLE	FY 21	FY 22	DIFFERENCE	REGULAR	OVERTIME	OTHER	TOTAL
		BASE SALARY	BASE SALARY	+/-	EARNINGS	EARNINGS	EARNINGS	EARNINGS
0000344955	*JOURNEYMAN BUS TECHNICIAN	51,771.20	53,352.00	1,580.80	50,434.51	13,562.59	225.00	64,222.10
0000304698	ACCOUNTING SPECIALIST III	50,973.00	54,093.00	3,120.00	53,227.47	158.93	1,040.25	54,426.65
0000326524	RAMS ENGINEER VI	92,742.26	98,390.76	5,648.50	96,741.04	0.00	0.00	96,741.04
0000304637	*BUS OPERATOR	51,147.20	52,707.20	1,560.00	40,266.12	5,667.10	2,003.20	47,936.42
0000302932	SR ADMINISTRATIVE ASSISTANT (DATE LAST EMPLOYED 11-Feb-2022)	45,513.00	46,897.50	1,384.50	30,610.58	0.00	3,601.26	34,211.84
0000303143	FIELD INSPECTOR II (DATE LAST EMPLOYED 01-May-2022)	59,436.00	63,082.50	3,646.50	54,299.89	3,860.29	6,643.57	64,803.75
0000326181	ENGINEERING SVCS COORDINATOR	99,050.12	105,082.38	6,032.26	103,320.65	0.00	1,961.96	105,282.61
0000328225	ARCHITECT V	84,337.76	92,298.70	7,960.94	89,602.10	0.00	0.00	89,602.10
0000323588	*BUS OPERATOR	51,147.20	52,187.20	1,040.00	58,805.31	20,813.77	0.00	79,619.08
0000328460	*JOURNEYMAN RAIL CAR MECHANIC	56,180.80	57,324.80	1,144.00	60,432.00	1,630.73	225.00	62,287.73
0000317725	*STATION AGENT	45,760.00	46,675.20	915.20	54,146.92	14,849.34	0.00	68,996.26
0000315245	SUPV RAIL LINE	62,608.00	66,456.00	3,848.00	57,494.64	6,784.52	14,997.60	79,276.76
0000343175	*BUS OPERATOR	39,894.40	44,532.80	4,638.40	49,720.93	9,608.94	0.00	59,329.87
0000304557	*JOURNEYMAN ET-RAIL CAR MAINT	56,700.80	57,844.80	1,144.00	62,594.08	6,685.23	225.00	69,504.31
0000304107	OFFICE ADMINISTRATOR II	60,302.58	63,975.08	3,672.50	62,657.96	0.00	3,469.50	66,127.46
0000342141	*JOURNEYMAN TRACK MAINTAINER	48,755.20	53,872.00	5,116.80	55,821.56	19,410.37	0.00	75,231.93
0000332511	SR TRAIN CTRL CYBER SEC ANLYST (DATE LAST EMPLOYED 11-Feb-2022)	105,007.50	105,007.50	0.00	40,387.51	0.00	2,019.38	42,406.89
0000346508	SYSTEM SAFETY ENGINEER III	101,806.38	101,806.38	0.00	92,606.59	0.00	0.00	92,606.59
0000305255	*SERVICEPERSON I (A)	40,248.00	41,059.20	811.20	45,308.70	701.28	0.00	46,009.98
0000345919	*BUS OPERATOR	36,171.20	40,705.60	4,534.40	39,843.44	8,080.97	743.66	48,668.07
0000335797	*BUS OPERATOR	51,147.20	52,187.20	1,040.00	49,324.49	7,755.99	3,592.96	60,673.44
0000321478	DIVISION DISPATCHER (DATE LAST EMPLOYED 01-Mar-2022)	62,441.60	64,334.40	1,892.80	43,582.17	3,791.65	8,495.55	55,869.37
0000337540	*BUS OPERATOR	51,147.20	52,187.20	1,040.00	47,774.09	1,909.29	4,134.42	53,817.80
0000341908	TRANSIT POLICE OFFICER	49,691.20	55,390.40	5,699.20	41,543.27	24,482.27	14,009.98	80,035.52
0000306557	DIR MAINTENANCE OF WAY	132,461.16	140,528.18	8,067.02	138,171.66	0.00	11,999.33	150,170.99
0000320170	*BUS OPERATOR	51,147.20	52,187.20	1,040.00	41,709.47	558.74	5,775.55	48,043.76
0000337373	*BUS OPERATOR	51,147.20	52,187.20	1,040.00	55,170.01	16,152.39	0.00	71,322.40
0000324760	*JOURNEYMAN SUPPORT EQUIPMENT	56,180.80	57,324.80	1,144.00	59,450.88	2,703.93	225.00	62,379.81
0000321695	*RAIL OPERATOR	51,147.20	52,187.20	1,040.00	57,898.67	20,497.42	0.00	78,396.09
0000305231	*BUS OPERATOR	51,667.20	52,707.20	1,040.00	55,843.55	2,045.71	198.72	58,087.98
0000342060	TRANSIT POLICE OFFICER SPECIAL	49,691.20	55,390.40	5,699.20	40,743.26	33,961.32	14,369.20	89,073.78
0000338322	*BUS OPERATOR	51,147.20	52,187.20	1,040.00	54,705.47	7,267.96	2,790.08	64,763.51
0000306288	*BUS OPERATOR	51,147.20	52,707.20	1,560.00	56,966.46	29,004.51	0.00	85,970.97
0000341507	TRANSIT POLICE OFFICER	49,691.20	55,390.40	5,699.20	40,233.60	18,571.43	12,214.50	71,019.53

METROPOLITAN ATLANTA RAPID TRANSIT AUTHORITY (MARTA)
MARTOC REPORT

EE NUMBER	TITLE	FY 21	FY 22	DIFFERENCE +/-	REGULAR EARNINGS	OVERTIME EARNINGS	OTHER EARNINGS	TOTAL EARNINGS
		BASE SALARY	BASE SALARY					
0000322143	*JOURNEYMAN RAIL CAR MECHANIC	56,180.80	57,324.80	1,144.00	58,085.64	4,659.23	3,256.60	66,001.47
0000323956	*BUS OPERATOR	51,147.20	52,187.20	1,040.00	55,534.55	1,652.61	0.00	57,187.16
0000331062	*BUS OPERATOR	51,147.20	52,187.20	1,040.00	56,554.59	7,063.14	798.88	64,416.61
0000335653	*JOURNEYMAN ET-TELEPHONE MAINT	56,180.80	57,324.80	1,144.00	61,282.99	10,631.09	225.00	72,139.08
0000304599	*MATERIAL CONTROLLER LEAD	54,267.20	55,348.80	1,081.60	58,420.85	906.36	0.00	59,327.21
0000330682	SERVICE PLANNER III	68,407.56	79,619.80	11,212.24	74,878.90	0.00	0.00	74,878.90
0000318004	*BUS OPERATOR	51,147.20	52,187.20	1,040.00	47,075.71	11,157.88	0.00	58,233.59
0000327632	*BUS OPERATOR	51,147.20	52,187.20	1,040.00	54,022.24	4,499.22	1,790.48	60,311.94
0000339384	*BUS OPERATOR	47,424.00	52,187.20	4,763.20	37,796.08	1,537.65	2,043.04	41,376.77
0000323964	TRANSIT POLICE SERGEANT (DATE LAST EMPLOYED 25-Jan-2022)	72,758.40	74,942.40	2,184.00	45,349.83	1,475.23	25,317.21	72,142.27
0000322746	RESIDENT ENGINEER	98,600.58	109,835.96	11,235.38	105,873.91	0.00	12,227.68	118,101.59
0000342985	*BUS OPERATOR (DATE LAST EMPLOYED 27-Apr-2022)	36,171.20	40,705.60	4,534.40	32,903.00	7,810.39	0.00	40,713.39
0000302136	GEN SUPT BUS TRANS OPERATIONS	83,291.00	87,505.60	4,214.60	82,975.27	0.00	7,884.81	90,860.08
0000323596	SUPV BUS MAINTENANCE	62,608.00	66,456.00	3,848.00	66,829.90	2,882.34	2,729.26	72,441.50
0000320850	*SERVICEPERSON I	39,166.40	39,956.80	790.40	38,757.44	2,749.48	0.00	41,506.92
0000347723	TALENT MANAGEMENT SPEC III	70,000.06	70,000.06	0.00	21,538.57	0.00	0.00	21,538.57
0000327124	*BUS OPERATOR	51,147.20	52,187.20	1,040.00	56,987.62	7,690.94	0.00	64,678.56
0000319665	*BUS OPERATOR	51,147.20	52,187.20	1,040.00	48,919.25	3,371.26	6,828.38	59,118.89
0000338216	*BUS OPERATOR	51,147.20	52,187.20	1,040.00	54,587.87	11,681.70	1,884.60	68,154.17
0000340617	*RAIL OPERATOR	43,659.20	48,380.80	4,721.60	52,142.75	20,277.80	199.05	72,619.60
0000341162	*BUS OPERATOR	43,659.20	48,380.80	4,721.60	24,519.41	2,073.61	182.40	26,775.42
0000307094	*BUS OPERATOR	51,147.20	52,707.20	1,560.00	30,473.31	3,654.65	0.00	34,127.96
0000323696	*BUS OPERATOR	51,147.20	52,187.20	1,040.00	55,487.02	18,180.69	2,187.92	75,855.63
0000321842	INFORMATION SYS ANALYST III	78,091.26	82,847.18	4,755.92	81,458.20	0.00	5,961.43	87,419.63
0000341287	TRANSIT POLICE OFFICER	49,691.20	55,390.40	5,699.20	50,004.68	2,067.37	5,579.55	57,651.60
0000344594	MGR BUSINESS APPLICATIONS	119,748.20	127,041.20	7,293.00	124,911.26	0.00	0.00	124,911.26
0000335620	DIVISION DISPATCHER (DATE LAST EMPLOYED 22-Jul-2022)	51,147.20	54,912.00	3,764.80	53,486.79	2,326.98	0.00	55,813.77
0000328631	SUPV BUS TRANSPORTATION	62,441.60	66,268.80	3,827.20	62,673.21	9,148.68	2,736.72	74,558.61
0000335175	SR DIR CAPITAL PROGRAMMING (DATE LAST EMPLOYED 11-Feb-2022)	133,658.20	139,004.58	5,346.38	126,324.81	0.00	9,820.86	136,145.67
0000320921	SUPV BUS MAINTENANCE	56,180.80	57,262.40	1,081.60	18,966.80	1,541.68	225.00	20,733.48
0000345500	IT BUSINESS RELATIONSHIP MGR	75,000.38	79,568.06	4,567.68	78,231.36	0.00	4,336.79	82,568.15
0000323594	*BUS OPERATOR	51,147.20	52,187.20	1,040.00	50,053.54	2,498.52	3,890.04	56,442.10
0000320303	SR INSTRUCTOR INFRASTRUCTURE	72,375.94	76,783.98	4,408.04	75,496.70	0.00	0.00	75,496.70
0000337861	MGR SPECIFICATIONS	99,000.20	112,422.44	13,422.24	108,289.18	0.00	3,998.10	112,287.28

METROPOLITAN ATLANTA RAPID TRANSIT AUTHORITY (MARTA)
MARTOC REPORT

EE NUMBER	TITLE	FY 21	FY 22	DIFFERENCE	REGULAR	OVERTIME	OTHER	TOTAL
		BASE SALARY	BASE SALARY	+/-	EARNINGS	EARNINGS	EARNINGS	EARNINGS
0000347392	*BUS OPERATOR (DATE LAST EMPLOYED 28-Jun-2022)	36,899.20	36,899.20	0.00	19,439.87	2,595.60	0.00	22,035.47
0000316538	*BUS OPERATOR	51,147.20	52,187.20	1,040.00	46,584.25	19,930.91	6,119.33	72,634.49
0000323369	SUPT BUS TRANSPORTATION	71,702.02	76,068.98	4,366.96	74,794.52	0.00	6,150.67	80,945.19
0000329013	*BUS OPERATOR	51,147.20	52,187.20	1,040.00	56,716.10	21,415.91	0.00	78,132.01
0000333107	*BUS OPERATOR	51,147.20	52,187.20	1,040.00	55,805.10	10,384.63	1,979.20	68,168.93
0000332975	*BUS OPERATOR	51,147.20	52,187.20	1,040.00	50,358.66	4,098.08	5,532.02	59,988.76
0000330690	RECRUITING OFFICER II	63,924.64	67,817.88	3,893.24	65,904.93	0.00	774.92	66,679.85
0000327275	CUSTOMER CARE REP	42,354.00	44,967.00	2,613.00	44,203.53	0.00	0.00	44,203.53
0000341361	*APPRENTICE MECHANIC	41,849.60	45,115.20	3,265.60	47,030.17	2,661.28	0.00	49,691.45
0000305150	RECRUITING OFFICER II	63,556.74	67,427.62	3,870.88	66,298.37	0.00	1,296.69	67,595.06
0000303497	*BUS OPERATOR	51,667.20	52,707.20	1,040.00	41,751.56	3,539.78	1,283.98	46,575.32
0000303495	*BUS OPERATOR	51,667.20	52,707.20	1,040.00	51,907.82	9,530.08	2,607.37	64,045.27
0000320357	*RAIL STATION CLEANER	34,964.80	35,672.00	707.20	35,101.31	3,774.53	3,630.96	42,506.80
0000303487	*BUS OPERATOR (DATE LAST EMPLOYED 01-Apr-2022)	51,667.20	52,707.20	1,040.00	46,567.29	25,383.86	2,432.64	74,383.79
0000339169	*BUS OPERATOR	47,424.00	52,187.20	4,763.20	54,300.30	23,208.75	758.24	78,267.29
0000346307	PARALEGAL	62,497.50	70,063.50	7,566.00	66,647.55	0.00	0.00	66,647.55
0000343782	*BUS OPERATOR	39,894.40	44,532.80	4,638.40	39,714.65	5,317.44	3,345.21	48,377.30
0000322146	*BUS OPERATOR	51,147.20	52,187.20	1,040.00	19,181.97	1,301.90	0.00	20,483.87
0000334790	*BUS OPERATOR (DATE LAST EMPLOYED 12-Nov-2021)	51,147.20	51,147.20	0.00	25,058.53	6,001.23	0.00	31,059.76
0000328849	FOREMAN TRAIN CONTROL	56,180.80	62,608.00	6,427.20	61,183.28	30,619.33	5,779.20	97,581.81
0000337588	*RAIL OPERATOR	51,147.20	52,187.20	1,040.00	45,108.51	4,911.78	3,773.68	53,793.97
0000342305	*BUS OPERATOR	43,659.20	48,380.80	4,721.60	45,089.92	7,906.60	0.00	52,996.52
0000320037	*RAIL OPERATOR	51,147.20	52,187.20	1,040.00	54,872.91	12,418.25	2,839.39	70,130.55
0000314842	ENVIRO HEALTH SAFETY COORD III	85,962.50	95,429.88	9,467.38	92,110.33	0.00	8,514.53	100,624.86
0000302279	CONTRACT PROFESSIONAL DISPATCH	0.00	0.00	0.00	20,655.90	1,692.12	0.00	22,348.02
0000319881	*BUS OPERATOR	51,147.20	51,147.20	0.00	18,078.06	1,044.23	2,846.54	21,968.83
0000331210	*RAIL OPERATOR	51,147.20	52,187.20	1,040.00	50,514.85	6,872.08	4,486.52	61,873.45
0000343455	*BUS OPERATOR (DATE LAST EMPLOYED 01-Nov-2021)	39,894.40	43,659.20	3,764.80	16,776.61	2,815.16	460.32	20,052.09
0000314951	*JOURNEYMAN SUPPORT EQUIPMENT	56,180.80	57,324.80	1,144.00	59,670.80	40.52	225.00	59,936.32
0000333437	ADMINISTRATIVE ASSISTANT	40,072.50	42,529.50	2,457.00	42,606.98	3,248.97	1,569.09	47,425.04
0000347205	PROTECTIVE SPEC POLICE CADET	42,848.00	42,848.00	0.00	23,420.20	2,205.15	0.00	25,625.35
0000338442	*BUS OPERATOR (DATE LAST EMPLOYED 25-Apr-2022)	47,424.00	52,187.20	4,763.20	48,691.51	3,815.93	1,938.56	54,446.00
0000302676	CONTRACT EMP PT POLICE OFFICER	0.00	0.00	0.00	45,647.18	409.44	0.00	46,056.62
0000344629	*JOURNEYMAN BUS TECHNICIAN	52,291.20	54,142.40	1,851.20	57,815.35	1,174.88	225.00	59,215.23

MARTOC REPORT

EE NUMBER	TITLE	FY 21 BASE SALARY	FY 22 BASE SALARY	DIFFERENCE +/-	REGULAR EARNINGS	OVERTIME EARNINGS	OTHER EARNINGS	TOTAL EARNINGS
0000342961	*BUS OPERATOR	39,894.40	44,532.80	4,638.40	45,636.46	7,229.82	1,267.13	54,133.41
0000344474	QA ENGINEER	78,956.02	96,720.78	17,764.76	89,838.45	0.00	6,847.92	96,686.37
0000331135	*RAIL OPERATOR	51,147.20	52,187.20	1,040.00	53,826.63	14,711.54	3,369.22	71,907.39
0000346944	MGR RECRUITING (DATE LAST EMPLOYED 18-Jan-2022)	100,000.16	100,000.16	0.00	28,077.03	0.00	1,666.67	29,743.70
0000343554	*BUS OPERATOR	39,894.40	44,532.80	4,638.40	38,010.88	5,731.56	767.20	44,509.64
0000343174	*BUS OPERATOR	39,894.40	44,532.80	4,638.40	50,191.92	17,984.25	0.00	68,176.17
0000344253	*BUS OPERATOR	39,894.40	44,532.80	4,638.40	46,428.46	25,100.50	0.00	71,528.96
0000326541	*BUS OPERATOR	51,147.20	52,187.20	1,040.00	43,767.35	8,809.88	2,649.46	55,226.69
0000335809	*JOURNEYMAN ET-HVAC	56,180.80	57,324.80	1,144.00	61,079.72	13,292.66	225.00	74,597.38
0000346199	*BUS OPERATOR (DATE LAST EMPLOYED 25-Jul-2022)	40,705.60	40,705.60	0.00	18,920.45	2,220.13	139.12	21,279.70
0000344755	SR COMMUNITY OUTREACH PLANNER (DATE LAST EMPLOYED 03-Dec-2021)	72,000.24	74,160.32	2,160.08	34,145.27	0.00	4,088.72	38,233.99
0000303429	SUPV FARE MEDIA ENCODING	42,685.50	56,156.36	13,470.86	49,270.58	29.85	0.00	49,300.43
0000320602	REVENUE OPERATIONS ANALYST II	60,636.94	64,329.98	3,693.04	62,508.01	0.00	4,840.36	67,348.37
0000346216	CHF SAFETY & QA OFFICER	245,000.08	252,350.28	7,350.20	270,892.89	0.00	0.00	270,892.89
0000335292	*JOURNEYMAN OVERHAULER	53,227.20	55,536.00	2,308.80	60,879.96	17,251.40	225.00	78,356.36
0000341801	*BUS OPERATOR	43,659.20	48,380.80	4,721.60	48,193.84	6,043.06	1,376.12	55,613.02
0000306249	DEPUTY CHIEF OF POLICE	131,549.08	140,915.58	9,366.50	139,622.33	0.00	25,257.46	164,879.79
0000327292	*BUS OPERATOR	51,147.20	52,187.20	1,040.00	41,798.42	3,318.21	3,167.52	48,284.15
0000316232	*RAIL STATION CLEANER	34,964.80	35,672.00	707.20	40,267.99	10,931.76	0.00	51,199.75
0000314984	*ADMIN CLERK	39,020.80	39,811.20	790.40	41,477.82	14.36	1,240.94	42,733.12
0000345313	DATA QUALITY ANALYST (DATE LAST EMPLOYED 25-Mar-2022)	68,569.28	72,745.40	4,176.12	54,739.71	0.00	4,090.91	58,830.62
0000343918	*BUS OPERATOR (DATE LAST EMPLOYED 02-Mar-2022)	39,894.40	44,532.80	4,638.40	35,221.86	3,932.13	0.00	39,153.99
0000304468	*RAIL STATION CLEANER	35,484.80	36,192.00	707.20	40,447.28	0.00	0.00	40,447.28
0000343679	*SERVICEPERSON VII GROUNDSKEEPR	33,092.80	38,750.40	5,657.60	38,915.78	1,387.84	0.00	40,303.62
0000344694	ASSET MANAGER	64,632.88	86,520.46	21,887.58	81,736.10	0.00	0.00	81,736.10
0000302148	*JOURNEYMAN AA BUS TECHNICIAN	56,700.80	57,844.80	1,144.00	63,604.47	33,819.09	225.00	97,648.56
0000331455	TRANSIT POLICE OFFICER	55,931.20	62,296.00	6,364.80	62,086.00	5,181.57	2,822.40	70,089.97
0000321102	*BUS OPERATOR	51,147.20	52,187.20	1,040.00	46,211.54	4,841.13	4,515.51	55,568.18
0000329888	TRANSIT POLICE SERGEANT	67,288.00	74,235.20	6,947.20	66,998.58	38,665.83	6,923.86	112,588.27
0000339751	*BUS OPERATOR	47,424.00	52,187.20	4,763.20	53,144.15	14,952.17	0.00	68,096.32
0000323961	PRINCIPAL CONSTRN AGT/UTL OFC	91,868.14	102,336.52	10,468.38	98,639.89	0.00	15,515.78	114,155.67
0000336764	*JOURNEYMAN ET-HVAC	56,180.80	57,324.80	1,144.00	41,204.51	1,742.16	225.00	43,171.67
0000303751	CONTRACT EMP PT POLICE OFFICER	0.00	0.00	0.00	45,289.07	0.00	0.00	45,289.07
0000346333	*BUS OPERATOR	36,899.20	36,899.20	0.00	35,598.13	6,826.86	567.68	42,992.67

METROPOLITAN ATLANTA RAPID TRANSIT AUTHORITY (MARTA)
MARTOC REPORT

EE NUMBER	TITLE	FY 21	FY 22	DIFFERENCE +/-	REGULAR EARNINGS	OVERTIME EARNINGS	OTHER EARNINGS	TOTAL EARNINGS
		BASE SALARY	BASE SALARY					
0000335561	*JOURNEYMAN ELEC POWER ELECT	56,180.80	57,324.80	1,144.00	61,715.56	18,705.91	225.00	80,646.47
0000345848	CJIT-CALL TAKER (DATE LAST EMPLOYED 10-Jan-2022)	40,601.60	40,913.60	312.00	22,360.56	838.55	563.94	23,763.05
0000320554	RAIL SERVICES CONTROLLER	82,867.20	87,942.40	5,075.20	86,799.25	3,196.70	5,680.64	95,676.59
0000317058	*REVENUE AGENT	50,856.00	51,875.20	1,019.20	57,170.89	375.93	0.00	57,546.82
0000345849	*JOURNEYMAN ET-RAIL CAR MAINT	48,755.20	53,872.00	5,116.80	50,464.53	801.30	225.00	51,490.83
0000346784	*JOURNEYMAN ELEC POWER ELECT	49,732.80	49,732.80	0.00	41,446.33	7,930.24	0.00	49,376.57
0000344200	*JOURNEYMAN ET-RAIL CAR MAINT	53,227.20	57,324.80	4,097.60	59,285.47	8,627.96	225.00	68,138.43
0000342345	TRANSIT POLICE OFFICER	45,947.20	51,188.80	5,241.60	50,582.22	17,898.04	2,085.10	70,565.36
0000323997	TRANSIT POLICE SERGEANT	72,758.40	77,209.60	4,451.20	59,259.43	19,451.92	18,154.72	96,866.07
0000332704	SUPV RAIL LINE	58,968.00	62,587.20	3,619.20	51,912.29	16,343.37	5,774.44	74,030.10
0000344205	*JOURNEYMAN RAIL CAR MECHANIC	52,291.20	49,732.80	-2,558.40	54,532.96	1,979.80	225.00	56,737.76
0000305940	*BUS OPERATOR	51,667.20	52,707.20	1,040.00	56,421.67	6,959.44	0.00	63,381.11
0000304420	*JOURNEYMAN ET-COMPUTER MAINT	56,700.80	57,844.80	1,144.00	70,289.35	26,996.48	225.00	97,510.83
0000347209	PROJECT MANAGER I	94,500.12	94,500.12	0.00	50,193.03	0.00	0.00	50,193.03
0000319804	SR MAINTENANCE PLANNER BUS	65,998.40	73,548.80	7,550.40	72,320.42	1,067.23	3,922.80	77,310.45
0000332726	CIVIL ENGINEER V	86,732.88	92,015.04	5,282.16	90,474.29	0.00	0.00	90,474.29
0000302308	*JOURNEYMAN RAIL CAR MECHANIC	56,700.80	57,844.80	1,144.00	67,864.87	17,981.40	225.00	86,071.27
0000315643	OFFICE ENGINEER	85,949.24	91,183.82	5,234.58	88,483.09	0.00	2,551.73	91,034.82
0000303324	CONTRACT PROFESSIONAL	0.00	0.00	0.00	84,854.26	0.00	0.00	84,854.26
0000306661	CONTRACT EMP PT	0.00	0.00	0.00	20,331.47	986.24	0.00	21,317.71
0000328846	FOREMAN TRAIN CONTROL	60,777.60	62,608.00	1,830.40	64,800.84	28,635.92	0.00	93,436.76
0000302121	*JOURNEYMAN RAIL CAR MECHANIC	56,180.80	57,324.80	1,144.00	59,317.17	11,120.52	711.18	71,148.87
0000344864	*SERVICEPERSON IV (DATE LAST EMPLOYED 04-May-2022)	41,849.60	42,702.40	852.80	35,577.84	2,327.43	0.00	37,905.27
0000341495	TRANSIT POLICE OFFICER (DATE LAST EMPLOYED 07-Jan-2022)	47,798.40	51,188.80	3,390.40	31,137.05	580.79	5,514.86	37,232.70
0000321144	MGR AUDIT	114,180.82	120,182.40	6,001.58	118,522.72	0.00	4,259.00	122,781.72
0000328453	TELEPHONY OPERATIONS ANALYST	64,633.14	66,572.22	1,939.08	65,526.92	0.00	0.00	65,526.92
0000302887	GEN SUPT BUS MAINT (DATE LAST EMPLOYED 01-Oct-2021)	88,129.08	90,773.02	2,643.94	24,337.91	0.00	0.00	24,337.91
0000306521	*RAIL STATION CLEANER	34,964.80	36,192.00	1,227.20	35,033.73	0.00	3,884.04	38,917.77
0000332059	*BUS OPERATOR	51,147.20	52,187.20	1,040.00	33,759.99	9,146.26	786.88	43,693.13
0000324714	*BUS OPERATOR	51,147.20	52,187.20	1,040.00	51,164.75	13,684.09	3,388.24	68,237.08
0000305272	*BUS OPERATOR	51,667.20	52,707.20	1,040.00	36,003.98	1,348.40	5,138.89	42,491.27
0000344318	*JOURNEYMAN TRACK MAINTAINER	52,291.20	55,536.00	3,244.80	44,282.57	1,695.17	564.36	46,542.10
0000342156	*BUS OPERATOR	43,659.20	48,380.80	4,721.60	38,231.29	5,817.35	3,382.16	47,430.80
0000336803	*BUS OPERATOR (DATE LAST EMPLOYED 12-Nov-2021)	51,147.20	51,147.20	0.00	22,373.02	18,361.06	0.00	40,734.08

MARTOC REPORT

EE NUMBER	TITLE	FY 21	FY 22	DIFFERENCE	REGULAR	OVERTIME	OTHER	TOTAL
		BASE SALARY	BASE SALARY	+/-	EARNINGS	EARNINGS	EARNINGS	EARNINGS
0000318564	*BUS OPERATOR	51,147.20	52,187.20	1,040.00	54,062.85	6,652.17	4,363.84	65,078.86
0000317293	*JOURNEYMAN SUPPORT EQUIPMENT	56,180.80	57,324.80	1,144.00	31,702.98	972.36	441.08	33,116.42
0000332973	ENGINEERING CAD SPECIALIST III	70,626.40	74,927.84	4,301.44	73,668.56	0.00	3,950.64	77,619.20
0000341814	*BUS OPERATOR	43,659.20	48,380.80	4,721.60	47,751.57	5,359.73	4,084.19	57,195.49
0000306094	MOBILITY CUSTOMER CARE REP	42,354.00	44,967.00	2,613.00	44,539.99	2,673.07	895.20	48,108.26
0000337280	*STATION AGENT	45,760.00	46,675.20	915.20	51,343.04	8,860.83	0.00	60,203.87
0000325324	*JOURNEYMAN ET-LABORATORY	56,180.80	57,324.80	1,144.00	59,535.62	40.52	225.00	59,801.14
0000337921	*BUS OPERATOR	51,147.20	52,187.20	1,040.00	57,863.50	25,403.31	0.00	83,266.81
0000302680	*JOURNEYMAN TRACK MAINTAINER	56,700.80	57,844.80	1,144.00	65,539.19	29,502.19	0.00	95,041.38
0000335792	DIR RAIL MAINTENANCE	152,614.02	161,908.50	9,294.48	164,193.49	0.00	0.00	164,193.49
0000337997	*JOURNEYMAN ELEC POWER ELECT	56,180.80	57,324.80	1,144.00	61,836.05	19,696.78	225.00	81,757.83
0000302241	INSTRUCTOR BUS TECH ENVIRON	71,968.00	76,356.80	4,388.80	75,075.20	0.00	0.00	75,075.20
0000346203	QA ENGINEER	87,000.16	89,610.30	2,610.14	87,168.65	0.00	0.00	87,168.65
0000321545	*BUS OPERATOR	51,147.20	52,187.20	1,040.00	51,946.72	8,766.86	2,556.77	63,270.35
0000302380	*MATERIAL CONTROLLER LEAD	54,267.20	55,348.80	1,081.60	65,063.56	14,842.80	0.00	79,906.36
0000305564	*MATERIAL CONTROLLER	52,644.80	53,705.60	1,060.80	56,539.77	4,937.69	0.00	61,477.46
0000343222	*BUS OPERATOR (DATE LAST EMPLOYED 25-Feb-2022)	39,894.40	44,532.80	4,638.40	19,053.87	1,550.53	2,069.00	22,673.40
0000345238	PROTECTIVE SPEC POLICE CADET	31,200.00	42,848.00	11,648.00	36,414.28	1,581.55	1,792.10	39,787.93
0000338787	CERTIFICATION ANALYST	72,230.34	72,230.34	0.00	60,309.29	0.00	0.00	60,309.29
0000304649	*RAIL OPERATOR	51,667.20	52,707.20	1,040.00	53,500.46	7,107.24	0.00	60,607.70
0000335326	*JOURNEYMAN ET-RAIL CAR MAINT	54,246.40	49,732.80	-4,513.60	56,496.62	15,696.15	225.00	72,417.77
0000330757	*JOURNEYMAN SUPPORT EQUIPMENT	53,227.20	55,536.00	2,308.80	56,960.40	4,469.56	2,325.48	63,755.44
0000346716	*JOURNEYMAN BUS TECHNICIAN	49,732.80	49,732.80	0.00	41,332.37	7,712.04	0.00	49,044.41
0000317601	CONTRACT EMP PT POLICE OFFICER	0.00	0.00	0.00	57,461.00	4,238.74	0.00	61,699.74
0000332652	*JOURNEYMAN RAIL CAR MECHANIC	53,227.20	55,536.00	2,308.80	58,513.02	10,879.68	225.00	69,617.70
0000338932	*RAIL STATION CLEANER	34,964.80	35,672.00	707.20	37,467.14	6,110.60	1,081.28	44,659.02
0000341694	*BUS OPERATOR	43,659.20	48,380.80	4,721.60	46,889.83	5,160.50	2,010.56	54,060.89
0000320644	*RAIL STATION CLEANER	34,964.80	35,672.00	707.20	39,099.12	30,661.01	1,355.68	71,115.81
0000332119	*BUS OPERATOR	51,147.20	52,187.20	1,040.00	57,135.28	8,727.57	0.00	65,862.85
0000304819	*STATION AGENT	46,280.00	47,195.20	915.20	51,404.18	100.13	0.00	51,504.31
0000321906	*BUS OPERATOR	51,147.20	52,187.20	1,040.00	49,306.23	1,713.56	0.00	51,019.79
0000304933	*SERVICEPERSON IV	41,849.60	42,702.40	852.80	47,193.59	8,781.96	0.00	55,975.55
0000338595	*RAIL STATION CLEANER	34,964.80	35,672.00	707.20	35,777.29	9,760.71	411.60	45,949.60
0000333183	PARKING SERVICES CASHIER PT	0.00	0.00	0.00	21,910.25	97.74	0.00	22,007.99
0000303514	*BUS OPERATOR	51,147.20	52,707.20	1,560.00	59,039.10	17,470.54	0.00	76,509.64

METROPOLITAN ATLANTA RAPID TRANSIT AUTHORITY (MARTA)
MARTOC REPORT

EE NUMBER	TITLE	FY 21 BASE SALARY	FY 22 BASE SALARY	DIFFERENCE +/-	REGULAR EARNINGS	OVERTIME EARNINGS	OTHER EARNINGS	TOTAL EARNINGS
0000345957	*BUS OPERATOR (DATE LAST EMPLOYED 27-Jan-2022)	36,171.20	36,171.20	0.00	19,532.18	5,296.37	0.00	24,828.55
0000343183	*BUS OPERATOR (DATE LAST EMPLOYED 05-Aug-2022)	39,894.40	44,532.80	4,638.40	33,947.07	6,634.11	1,650.24	42,231.42
0000306424	*JOURNEYMAN AA BUS TECHNICIAN	56,700.80	57,844.80	1,144.00	58,397.15	613.99	225.00	59,236.14
0000327119	MOBILITY CUSTOMER CARE REP	42,178.50	44,752.50	2,574.00	44,355.94	3,542.67	0.00	47,898.61
0000302271	*BUS OPERATOR	51,667.20	52,707.20	1,040.00	59,474.25	33,811.98	0.00	93,286.23
0000308803	DISPATCHER RADIO COMMUNICATION	51,147.20	60,611.20	9,464.00	58,382.07	5,863.60	0.00	64,245.67
0000321624	*RAIL OPERATOR	51,147.20	52,187.20	1,040.00	56,897.64	13,281.86	0.00	70,179.50
0000344235	*JOURNEYMAN RAIL CAR MECHANIC	53,227.20	55,536.00	2,308.80	59,142.63	6,094.70	225.00	65,462.33
0000335735	*SERVICEPERSON IV	37,752.00	40,539.20	2,787.20	43,012.26	6,510.46	0.00	49,522.72
0000342413	PROTECTIVE SPEC POLICE CADET	31,200.00	42,848.00	11,648.00	37,820.69	9,697.27	3,615.30	51,133.26
0000302313	FIELD DATA COLLECTION SPEC	39,643.50	42,061.50	2,418.00	41,333.40	0.00	0.00	41,333.40
0000336472	MGR CLAIMS	88,377.38	97,850.22	9,472.84	94,550.31	0.00	0.00	94,550.31
0000337735	*PT BUS OPERATOR	0.00	0.00	0.00	25,916.17	0.00	0.00	25,916.17
0000302233	*BUS OPERATOR	51,667.20	52,707.20	1,040.00	62,695.73	11,322.89	0.00	74,018.62
0000303849	FOREMAN CUSTODIAL SERVICES (DATE LAST EMPLOYED 31-Aug-2021)	57,108.48	58,668.48	1,560.00	25,991.57	0.00	4,193.11	30,184.68
0000315335	*JOURNEYMAN RAIL CAR MECHANIC	56,180.80	57,324.80	1,144.00	61,278.69	2,286.19	225.00	63,789.88
0000302629	*RAIL OPERATOR	51,667.20	52,707.20	1,040.00	51,193.87	3,594.41	5,702.98	60,491.26
0000334383	*MATERIAL CONTROLLER	47,944.00	51,001.60	3,057.60	53,409.94	1,364.98	0.00	54,774.92
0000333405	*JOURNEYMAN ELEC POWER ELECT	56,180.80	57,324.80	1,144.00	64,086.75	1,081.08	225.00	65,392.83
0000315446	*JOURNEYMAN TRACK WALKER	56,180.80	57,324.80	1,144.00	63,041.09	21,211.21	0.00	84,252.30
0000304554	RAIL SERVICES CONTROLLER	79,851.20	84,739.20	4,888.00	84,157.45	5,605.63	10,722.60	100,485.68
0000319811	DIVISION DISPATCHER	62,441.60	66,268.80	3,827.20	65,370.91	139.19	4,738.56	70,248.66
0000331292	SUPV BUS MAINTENANCE	57,262.40	60,777.60	3,515.20	61,025.19	17,260.82	0.00	78,286.01
0000321475	TRANSIT POLICE SERGEANT	72,758.40	77,209.60	4,451.20	66,035.81	33,125.70	17,113.50	116,275.01
0000345817	*BUS OPERATOR	36,171.20	40,705.60	4,534.40	41,516.00	14,164.09	313.12	55,993.21
0000344987	TRANSIT POLICE OFFICER	31,200.00	45,531.20	14,331.20	44,125.59	3,394.02	3,201.87	50,721.48
0000333057	*BUS OPERATOR	51,147.20	52,187.20	1,040.00	56,495.69	10,679.33	0.00	67,175.02
0000318556	SUPV RAIL LINE	62,608.00	66,456.00	3,848.00	67,222.06	10,139.95	2,837.90	80,199.91
0000305763	CONTRACT PROFESSIONAL (DATE LAST EMPLOYED 31-May-2022)	0.00	0.00	0.00	35,600.76	0.00	0.00	35,600.76
0000343087	*BUS OPERATOR (DATE LAST EMPLOYED 28-Jun-2022)	39,894.40	44,532.80	4,638.40	40,076.70	6,024.66	2,023.73	48,125.09
0000325719	POLICE ADMINISTRATOR	74,160.32	78,676.78	4,516.46	77,358.73	0.00	1,008.68	78,367.41
0000305601	*SR TRAFFIC CHECKER	39,915.20	40,726.40	811.20	41,670.14	108.25	0.00	41,778.39
0000338447	*BUS OPERATOR	47,424.00	52,187.20	4,763.20	39,251.88	1,707.02	0.00	40,958.90
0000306429	SUPT RAIL LINE	62,608.00	74,160.32	11,552.32	70,046.27	14,485.57	7,716.06	92,247.90

METROPOLITAN ATLANTA RAPID TRANSIT AUTHORITY (MARTA)
MARTOC REPORT

EE NUMBER	TITLE	FY 21 BASE SALARY	FY 22 BASE SALARY	DIFFERENCE +/-	REGULAR EARNINGS	OVERTIME EARNINGS	OTHER EARNINGS	TOTAL EARNINGS
0000344301	QA SPECIALIST	59,625.02	63,256.44	3,631.42	62,196.72	0.00	0.00	62,196.72
0000303706	MAINTENANCE PLANNER BUS	62,836.80	66,684.80	3,848.00	67,445.48	20,469.30	5,874.80	93,789.58
0000332971	TRANSIT POLICE OFFICER SR (DATE LAST EMPLOYED 19-Nov-2021)	47,798.40	49,233.60	1,435.20	17,240.71	10,854.72	3,211.26	31,306.69
0000333479	SUPV POLICE RECORDS	50,876.80	53,996.80	3,120.00	44,377.52	10,612.48	8,774.48	63,764.48
0000325460	SVC DESK SUPPORT AGENT	61,413.82	53,352.00	-8,061.82	51,658.51	164.16	3,478.24	55,300.91
0000342649	*BUS OPERATOR	43,659.20	48,380.80	4,721.60	43,008.13	6,196.85	3,040.71	52,245.69
0000317600	SUPV COMMUNICATIONS	51,916.80	55,099.20	3,182.40	42,423.94	11,781.46	11,762.54	65,967.94
0000315214	CONTRACT EMP PT POLICE OFFICER	0.00	0.00	0.00	45,379.10	281.97	0.00	45,661.07
0000347420	*JOURNEYMAN BUS TECHNICIAN (DATE LAST EMPLOYED 24-Jun-2022)	49,732.80	49,732.80	0.00	24,400.21	1,193.56	0.00	25,593.77
0000303500	*BUS OPERATOR	51,147.20	52,707.20	1,560.00	55,256.56	11,649.70	0.00	66,906.26
0000336914	*BUS OPERATOR	51,147.20	52,187.20	1,040.00	37,280.25	874.15	393.44	38,547.84
0000323610	*BUS OPERATOR	51,147.20	52,187.20	1,040.00	55,946.25	6,248.58	0.00	62,194.83
0000337786	*MATERIAL CONTROLLER	52,124.80	53,185.60	1,060.80	56,760.62	3,899.16	0.00	60,659.78
0000337733	*BUS OPERATOR	51,147.20	52,187.20	1,040.00	56,961.49	16,165.29	2,986.80	76,113.58
0000304423	*STATION AGENT	46,280.00	47,195.20	915.20	42,497.04	5,783.73	0.00	48,280.77
0000346254	PORTFOLIO MANAGER II	85,000.24	87,550.32	2,550.08	86,178.12	0.00	0.00	86,178.12
0000339133	*RAIL OPERATOR	43,659.20	48,380.80	4,721.60	49,089.27	8,766.88	2,623.34	60,479.49
0000346080	*JOURNEYMAN SUPPORT EQUIPMENT	48,755.20	54,308.80	5,553.60	49,770.78	2,619.03	450.00	52,839.81
0000326345	GEN SUPT BUS MAINT	78,878.80	93,496.26	14,617.46	86,809.95	0.00	7,033.33	93,843.28
0000304023	PROJECT ENGINEER	72,752.16	77,183.08	4,430.92	79,388.07	0.00	0.00	79,388.07
0000316606	*BUS OPERATOR	51,147.20	52,187.20	1,040.00	21,687.61	342.32	196.72	22,226.65
0000338822	*SERVICEPERSON I	37,502.40	39,956.80	2,454.40	42,959.36	4,759.66	903.84	48,622.86
0000334484	*BUS OPERATOR	51,147.20	52,187.20	1,040.00	56,069.47	5,838.66	0.00	61,908.13
0000334772	*RAIL OPERATOR	51,147.20	52,187.20	1,040.00	53,906.73	6,931.11	3,478.60	64,316.44
0000342632	FIELD INSPECTOR II	52,767.00	56,004.00	3,237.00	51,727.85	4,279.56	3,450.15	59,457.56
0000320620	MOBILITY CUSTOMER CARE REP	42,588.00	45,201.00	2,613.00	43,674.99	8,428.41	11,154.07	63,257.47
0000346179	*JOURNEYMAN BUS TECHNICIAN	48,755.20	52,811.20	4,056.00	53,347.83	878.20	225.00	54,451.03
0000344455	INFORMATION SYS ANALYST III	80,000.18	84,872.32	4,872.14	83,446.11	0.00	0.00	83,446.11
0000343680	*BUS OPERATOR	39,894.40	44,532.80	4,638.40	47,056.11	10,523.27	0.00	57,579.38
0000317128	*BUS OPERATOR	51,147.20	52,187.20	1,040.00	51,412.52	1,361.51	3,584.96	56,358.99
0000343823	MEDIA SALES REP	24,726.00	30,127.50	5,401.50	29,302.70	6,098.73	154.50	35,555.93
0000332766	*RAIL OPERATOR	51,147.20	52,187.20	1,040.00	45,728.06	13,900.75	3,377.19	63,006.00
0000303486	*BUS OPERATOR (DATE LAST EMPLOYED 01-Oct-2021)	51,667.20	51,667.20	0.00	19,952.74	4,366.90	0.00	24,319.64
0000341155	*BUS OPERATOR	43,659.20	48,380.80	4,721.60	46,072.54	13,032.69	4,046.69	63,151.92

METROPOLITAN ATLANTA RAPID TRANSIT AUTHORITY (MARTA)
MARTOC REPORT

EE NUMBER	TITLE	FY 21	FY 22	DIFFERENCE	REGULAR	OVERTIME	OTHER	TOTAL
		BASE SALARY	BASE SALARY	+/-	EARNINGS	EARNINGS	EARNINGS	EARNINGS
0000332121	TRANSIT POLICE SERGEANT	62,192.00	68,681.60	6,489.60	48,368.49	11,216.79	14,992.43	74,577.71
0000337850	PROJECT ENGINEER	71,716.84	76,084.84	4,368.00	78,069.78	0.00	0.00	78,069.78
0000322339	*JOURNEYMAN RAIL CAR MECHANIC	56,180.80	57,324.80	1,144.00	61,515.73	15,275.07	225.00	77,015.80
0000342291	DIVERSITY EEO INVESTIGATOR	75,098.40	75,098.40	0.00	48,681.72	0.00	0.00	48,681.72
0000339660	RAIL SERVICES CONTROLLER	79,851.20	84,739.20	4,888.00	83,662.30	3,711.78	0.00	87,374.08
0000323517	*RAIL OPERATOR	51,147.20	52,187.20	1,040.00	54,766.17	15,249.05	1,196.32	71,211.54
0000343392	*BUS OPERATOR	39,894.40	44,532.80	4,638.40	47,290.37	8,049.49	0.00	55,339.86
0000343365	*BUS OPERATOR	39,894.40	44,532.80	4,638.40	44,965.74	12,669.10	0.00	57,634.84
0000340893	CHF OF STAFF	231,750.22	250,638.18	18,887.96	263,295.90	0.00	12,853.24	276,149.14
0000317911	*SERVICEPERSON I	39,166.40	39,956.80	790.40	28,519.83	280.95	451.92	29,252.70
0000306506	SUPT RAIL LINE (DATE LAST EMPLOYED 01-Apr-2022)	71,644.04	76,007.36	4,363.32	58,753.05	0.00	18,858.80	77,611.85
0000309131	RAIL SERVICES CONTROLLER	86,632.00	91,915.20	5,283.20	93,434.90	40,999.77	9,541.20	143,975.87
0000326537	SUPV BUS MAINTENANCE	55,328.00	57,262.40	1,934.40	60,865.88	6,400.60	225.00	67,491.48
0000337716	TRANSIT POLICE OFFICER	55,931.20	62,296.00	6,364.80	62,822.41	6,680.60	1,108.00	70,611.01
0000305829	*BUS OPERATOR	51,667.20	52,707.20	1,040.00	54,405.48	10,705.45	4,002.40	69,113.33
0000334625	MOBILITY CUSTOMER CARE REP (DATE LAST EMPLOYED 28-Dec-2021)	40,930.50	42,159.00	1,228.50	22,972.02	1,060.08	1,992.72	26,024.82
0000340062	*BUS OPERATOR	47,424.00	52,187.20	4,763.20	48,327.79	4,549.44	0.00	52,877.23
0000304602	SUPV BUS TRANSPORTATION	65,936.00	69,971.20	4,035.20	72,225.14	33,831.40	5,639.41	111,695.95
0000333095	*BUS OPERATOR	51,147.20	52,187.20	1,040.00	53,937.68	7,947.22	6,519.76	68,404.66
0000338459	TRANSIT POLICE OFFICER	60,465.60	67,371.20	6,905.60	53,674.59	14,970.88	10,372.61	79,018.08
0000336903	PROJECT MANAGER II (DATE LAST EMPLOYED 01-Sep-2021)	102,547.64	105,624.22	3,076.58	17,350.11	0.00	13,017.28	30,367.39
0000302310	*JOURNEYMAN ET-RAIL CAR MAINT	56,700.80	57,844.80	1,144.00	64,429.81	15,485.50	225.00	80,140.31
0000341341	PROTECTIVE SPEC POLICE CADET	31,200.00	42,848.00	11,648.00	37,364.96	2,650.60	1,648.00	41,663.56
0000322744	FOREMAN BUILDINGS SUPP EQUIP	62,608.00	66,456.00	3,848.00	67,423.44	15,059.58	6,277.20	88,760.22
0000339201	*BUS OPERATOR	47,424.00	52,187.20	4,763.20	45,438.87	1,917.73	4,486.87	51,843.47
0000304704	*BUS DISPATCHER (BLOCKOUT)	51,771.20	52,811.20	1,040.00	37,006.21	1,981.29	1,765.05	40,752.55
0000333776	*BUS OPERATOR	51,147.20	52,187.20	1,040.00	34,661.07	6,920.36	1,377.04	42,958.47
0000345069	*APPRENTICE MECHANIC	39,728.00	45,115.20	5,387.20	45,993.70	1,620.96	0.00	47,614.66
0000305861	SUPT RAIL LINE	71,644.04	76,007.36	4,363.32	65,400.60	0.00	15,508.68	80,909.28
0000313509	DISPATCHER RADIO COMMUNICATION	71,115.20	75,462.40	4,347.20	60,364.28	1,752.56	14,471.76	76,588.60
0000317915	GEN FOREMAN TRACK & STRUC INSP (DATE LAST EMPLOYED 21-Feb-2022)	74,390.68	76,622.52	2,231.84	50,014.29	0.00	23,625.16	73,639.45
0000333398	*STATION AGENT	39,643.50	39,104.00	-539.50	40,246.32	0.00	0.00	40,246.32
0000338620	*JOURNEYMAN ET-TRAIN CONTROL	52,811.20	57,324.80	4,513.60	64,571.82	17,525.21	225.00	82,322.03
0000302724	*BUS OPERATOR	51,667.20	52,707.20	1,040.00	45,115.91	566.44	5,830.88	51,513.23

MARTOC REPORT

EE NUMBER	TITLE	FY 21	FY 22	DIFFERENCE +/-	REGULAR EARNINGS	OVERTIME EARNINGS	OTHER EARNINGS	TOTAL EARNINGS
		BASE SALARY	BASE SALARY					
0000302231	*RAIL OPERATOR	51,667.20	52,707.20	1,040.00	55,297.44	1,808.08	2,838.08	59,943.60
0000334583	*JOURNEYMAN ELEC POWER ELECT	56,180.80	57,324.80	1,144.00	62,791.33	35,241.94	225.00	98,258.27
0000345853	*BUS OPERATOR	36,171.20	40,705.60	4,534.40	40,966.29	9,545.18	1,470.43	51,981.90
0000327680	*JOURNEYMAN ELEC POWER ELECT	56,180.80	57,324.80	1,144.00	62,006.48	28,011.09	225.00	90,242.57
0000346259	*BUS OPERATOR	36,899.20	36,899.20	0.00	38,289.84	8,445.11	0.00	46,734.95
0000305951	*BUS OPERATOR	51,147.20	52,707.20	1,560.00	49,555.20	5,274.71	2,565.36	57,395.27
0000320371	*JOURNEYMAN TRACK WALKER	56,180.80	57,324.80	1,144.00	66,812.82	27,478.21	0.00	94,291.03
0000334026	*BUS OPERATOR	51,147.20	52,187.20	1,040.00	55,018.72	16,369.24	2,778.08	74,166.04
0000321756	EXEC DIR DIVERSITY & INCLUSION	149,350.24	158,445.82	9,095.58	155,786.68	0.00	18,342.95	174,129.63
0000338320	TRANSIT POLICE OFFICER	51,708.80	57,616.00	5,907.20	53,427.06	13,591.33	3,462.50	70,480.89
0000344466	*BUS OPERATOR	39,894.40	44,532.80	4,638.40	34,201.83	5,463.65	2,100.33	41,765.81
0000306376	CONTRACT PROFESSIONAL (DATE LAST EMPLOYED 04-Oct-2021)	0.00	0.00	0.00	27,933.75	0.00	0.00	27,933.75
0000341359	AUDITOR II	56,650.88	60,101.08	3,450.20	59,094.14	0.00	0.00	59,094.14
0000347879	ENVIRO HEALTH SAFETY COORD III	92,650.22	92,650.22	0.00	24,944.36	0.00	0.00	24,944.36
0000306671	HUMAN RESOURCES SYSTEM ANALYST	81,554.72	92,589.64	11,034.92	89,230.36	0.00	11,520.92	100,751.28
0000303712	*BUS OPERATOR	51,667.20	52,707.20	1,040.00	57,254.86	10,395.71	0.00	67,650.57
0000333609	*MATERIAL CONTROLLER LEAD	52,124.80	54,828.80	2,704.00	57,770.92	3,454.23	0.00	61,225.15
0000303346	*PT BUS OPERATOR	0.00	0.00	0.00	26,250.34	0.00	0.00	26,250.34
0000313789	SUPT BUS MAINTENANCE GARAGE	74,250.02	78,772.20	4,522.18	79,216.49	0.00	6,472.07	85,688.56
0000338638	TRANSIT POLICE CORPORAL	62,878.40	70,075.20	7,196.80	64,888.53	40,358.56	7,709.48	112,956.57
0000347291	ACCOUNTANT III	66,583.92	66,583.92	0.00	35,852.97	0.00	0.00	35,852.97
0000345631	*JOURNEYMAN ET-TRAIN CONTROL	52,811.20	54,308.80	1,497.60	48,891.36	11,997.65	225.00	61,114.01
0000343425	*BUS OPERATOR (DATE LAST EMPLOYED 09-Jun-2022)	39,894.40	44,532.80	4,638.40	49,062.44	13,305.01	0.00	62,367.45
0000326546	*BUS OPERATOR	51,147.20	52,187.20	1,040.00	56,427.64	27,823.34	1,770.48	86,021.46
0000324721	*JOURNEYMAN ET-TRAIN CONTROL	63,211.20	57,324.80	-5,886.40	67,360.46	42,632.20	0.00	109,992.66
0000306319	MAINTENANCE PLANNER BUS (DATE LAST EMPLOYED 01-Nov-2021)	65,020.80	66,976.00	1,955.20	21,092.42	1,845.04	0.00	22,937.46
0000323514	*JOURNEYMAN ELEC POWER ELECT	56,180.80	57,324.80	1,144.00	62,707.71	14,325.50	225.00	77,258.21
0000345612	SR IT PROGRAM MANAGER (DATE LAST EMPLOYED 25-Feb-2022)	107,048.76	107,048.76	0.00	74,110.78	0.00	5,079.61	79,190.39
0000331884	TRANSIT POLICE SERGEANT	55,931.20	65,998.40	10,067.20	61,276.74	7,443.17	2,583.00	71,302.91
0000302330	MOBILITY SERVICE AGENT	35,431.50	37,615.50	2,184.00	36,975.81	0.00	3,318.75	40,294.56
0000326271	*JOURNEYMAN ET-TRAIN CONTROL	56,180.80	57,324.80	1,144.00	60,184.54	1,087.68	225.00	61,497.22
0000334959	*JOURNEYMAN PAINTER	56,180.80	57,324.80	1,144.00	61,864.67	21,311.63	225.00	83,401.30
0000335913	INSTRUCTOR BUS OPERATIONS	58,344.00	61,921.60	3,577.60	60,698.76	11,241.36	1,877.44	73,817.56
0000338610	*JOURNEYMAN LIGHT RAIL TECH (DATE LAST EMPLOYED 20-May-2022)	54,433.60	57,324.80	2,891.20	62,065.60	12,777.36	0.00	74,842.96

MARTOC REPORT

EE NUMBER	TITLE	FY 21	FY 22	DIFFERENCE	REGULAR	OVERTIME	OTHER	TOTAL
		BASE SALARY	BASE SALARY	+/-	EARNINGS	EARNINGS	EARNINGS	EARNINGS
0000346139	*JOURNEYMAN BUS TECHNICIAN	52,811.20	52,811.20	0.00	24,878.40	248.26	0.00	25,126.66
0000306583	SR ITS GIS DEVELOPER	97,379.62	103,310.48	5,930.86	101,576.85	0.00	12,344.77	113,921.62
0000304092	*JOURNEYMAN AA BUS TECHNICIAN	56,700.80	57,844.80	1,144.00	62,393.49	13,791.43	443.08	76,628.00
0000342648	*BUS OPERATOR	43,659.20	48,380.80	4,721.60	50,575.02	20,531.61	335.84	71,442.47
0000340312	PARALEGAL	59,748.00	70,063.50	10,315.50	61,718.53	459.60	6,670.60	68,848.73
0000344463	*BUS OPERATOR	39,894.40	44,532.80	4,638.40	31,545.34	4,480.36	153.44	36,179.14
0000306635	SR INSTRUCTOR BUS MAINT	75,809.76	80,426.84	4,617.08	79,077.14	0.00	9,189.92	88,267.06
0000327569	*JOURNEYMAN SUPPORT EQUIPMENT	57,262.40	53,872.00	-3,390.40	53,908.63	1,334.40	2,099.20	57,342.23
0000316796	*SERVICEPERSON I (A)	39,728.00	40,539.20	811.20	43,532.62	351.11	0.00	43,883.73
0000302102	*BUS OPERATOR	51,667.20	52,707.20	1,040.00	58,125.47	21,264.96	0.00	79,390.43
0000327571	FLEET MAINTENANCE ANALYST	79,644.76	84,495.32	4,850.56	83,078.17	0.00	7,149.61	90,227.78
0000318082	SUPV RAIL LINE	51,147.20	60,756.80	9,609.60	58,122.66	13,932.74	3,311.00	75,366.40
0000334353	*BUS OPERATOR	51,147.20	52,187.20	1,040.00	54,346.65	4,932.32	1,393.04	60,672.01
0000320659	*BUS OPERATOR	51,147.20	52,187.20	1,040.00	55,909.67	7,111.02	0.00	63,020.69
0000323957	SUPT BUS TRANSPORTATION (DATE LAST EMPLOYED 03-Jun-2022)	71,702.02	76,068.98	4,366.96	60,208.49	0.00	23,113.14	83,321.63
0000338299	*BUS OPERATOR	51,147.20	52,187.20	1,040.00	42,632.10	9,179.12	0.00	51,811.22
0000340903	*CUSTOMER INFORMATION OPERATOR	39,020.80	39,811.20	790.40	43,606.75	7,853.37	0.00	51,460.12
0000316266	*BUS OPERATOR	51,147.20	52,187.20	1,040.00	51,580.68	10,920.95	786.88	63,288.51
0000342313	*BUS OPERATOR (DATE LAST EMPLOYED 26-Jul-2022)	43,659.20	48,380.80	4,721.60	32,090.97	3,174.19	839.60	36,104.76
0000335498	*JOURNEYMAN ET-RAIL CAR MAINT	56,180.80	57,324.80	1,144.00	60,362.96	351.39	225.00	60,939.35
0000338673	SERVICE PLANNER III	53,898.00	67,587.52	13,689.52	56,220.38	0.00	0.00	56,220.38
0000339803	INSTRUCTOR BUS TECHNICAL	53,227.20	63,003.20	9,776.00	59,228.67	7,863.60	225.00	67,317.27
0000333663	*JOURNEYMAN RAIL CAR MECHANIC	56,180.80	57,324.80	1,144.00	65,293.28	17,752.29	225.00	83,270.57
0000324720	*JOURNEYMAN ET-TRAIN CONTROL	56,180.80	57,324.80	1,144.00	62,126.37	30,131.53	225.00	92,482.90
0000336805	*BUS OPERATOR	51,147.20	52,187.20	1,040.00	55,087.83	11,302.18	0.00	66,390.01
0000302901	*JOURNEYMAN ET-TRAIN CONTROL	56,700.80	57,844.80	1,144.00	59,897.68	2,828.34	225.00	62,951.02
0000302144	CHF LEGAL COUNSEL (DATE LAST EMPLOYED 01-Jan-2022)	252,350.02	262,444.26	10,094.24	139,963.37	0.00	83,700.88	223,664.25
0000320672	*JOURNEYMAN TRACK WALKER	56,180.80	57,324.80	1,144.00	62,144.71	17,688.18	0.00	79,832.89
0000302748	*BUS OPERATOR	51,667.20	52,707.20	1,040.00	60,714.44	49,366.50	0.00	110,080.94
0000337472	*SERVICEPERSON I	39,166.40	39,956.80	790.40	41,966.81	758.56	0.00	42,725.37
0000338456	*BUS OPERATOR	47,424.00	48,380.80	956.80	20,183.09	1,570.05	0.00	21,753.14
0000328471	*JOURNEYMAN RAIL CAR MECHANIC	56,180.80	57,324.80	1,144.00	60,109.76	736.29	225.00	61,071.05
0000338607	*BUS OPERATOR (DATE LAST EMPLOYED 30-Mar-2022)	47,424.00	52,187.20	4,763.20	48,030.98	12,752.07	0.00	60,783.05
0000347638	SR TECH PROJECT MANAGER (DATE LAST EMPLOYED 03-Jun-2022)	110,547.84	110,547.84	0.00	34,014.72	0.00	2,445.10	36,459.82

MARTOC REPORT

EE NUMBER	TITLE	FY 21	FY 22	DIFFERENCE	REGULAR	OVERTIME	OTHER	TOTAL
		BASE SALARY	BASE SALARY	+/-	EARNINGS	EARNINGS	EARNINGS	EARNINGS
0000331644	TRANSIT POLICE SERGEANT	62,878.40	68,681.60	5,803.20	62,502.09	17,485.73	8,365.36	88,353.18
0000331540	TRANSIT POLICE OFFICER SPECIAL (DATE LAST EMPLOYED 08-Jul-2022)	60,465.60	67,371.20	6,905.60	65,970.54	10,846.53	4,833.28	81,650.35
0000322979	*JOURNEYMAN AUTOMOTIVE TECH	56,180.80	57,324.80	1,144.00	59,096.85	571.35	225.00	59,893.20
0000334590	*BUS OPERATOR	51,147.20	52,187.20	1,040.00	50,632.16	5,285.31	3,380.24	59,297.71
0000337778	*RAIL STATION CLEANER	34,964.80	35,672.00	707.20	37,337.91	554.73	0.00	37,892.64
0000346692	SR GRC SECURITY ANALYST (DATE LAST EMPLOYED 16-Feb-2022)	100,000.16	100,000.16	0.00	51,153.99	0.00	1,731.29	52,885.28
0000342654	*BUS OPERATOR	39,894.40	44,532.80	4,638.40	46,333.25	6,019.13	0.00	52,352.38
0000346098	*PT BUS OPERATOR (DATE LAST EMPLOYED 12-Jul-2022)	0.00	0.00	0.00	35,442.79	4,789.21	0.00	40,232.00
0000306518	SUPV BUS MAINTENANCE	58,988.80	58,988.80	0.00	33,654.06	7,385.64	0.00	41,039.70
0000342997	*BUS OPERATOR	39,894.40	44,532.80	4,638.40	42,948.23	7,444.82	3,978.69	54,371.74
0000344985	*JOURNEYMAN BUS TECHNICIAN	51,771.20	54,142.40	2,371.20	56,683.14	13,774.45	225.00	70,682.59
0000342138	SR INFORMATION TECH AUDITOR	92,010.10	97,613.88	5,603.78	95,978.12	0.00	0.00	95,978.12
0000328465	*JOURNEYMAN ET-RAIL CAR MAINT	56,180.80	57,324.80	1,144.00	62,214.14	29,341.66	225.00	91,780.80
0000320577	*REVENUE AGENT	49,878.40	51,875.20	1,996.80	50,888.50	3,910.48	0.00	54,798.98
0000326640	SUPV CAR REPAIR INSPECTION	60,736.00	64,459.20	3,723.20	65,285.97	12,023.60	6,368.00	83,677.57
0000342347	TRANSIT POLICE OFFICER	47,798.40	53,268.80	5,470.40	52,150.34	20,301.30	946.80	73,398.44
0000342928	*JOURNEYMAN BODY REPAIR	54,433.60	57,324.80	2,891.20	58,794.21	1,045.92	225.00	60,065.13
0000342009	*JOURNEYMAN BODY REPAIR	56,180.80	57,324.80	1,144.00	60,496.00	12,067.96	225.00	72,788.96
0000342246	*JOURNEYMAN TRACK MAINTAINER (DATE LAST EMPLOYED 09-Mar-2022)	53,060.80	49,732.80	-3,328.00	42,796.45	1,293.41	0.00	44,089.86
0000346029	*JOURNEYMAN BUS TECHNICIAN	48,755.20	52,811.20	4,056.00	51,740.46	1,311.77	225.00	53,277.23
0000343277	*BUS OPERATOR	39,894.40	44,532.80	4,638.40	48,293.04	25,153.26	0.00	73,446.30
0000323665	*BUS OPERATOR	51,147.20	52,187.20	1,040.00	56,589.40	15,181.82	0.00	71,771.22
0000304173	*STATION AGENT	46,280.00	47,195.20	915.20	49,601.97	6,036.44	726.08	56,364.49
0000303572	*BUS OPERATOR	51,147.20	52,707.20	1,560.00	47,182.59	2,774.86	4,688.89	54,646.34
0000304429	*SERVICEPERSON IV	39,166.40	42,702.40	3,536.00	48,276.18	20,426.40	0.00	68,702.58
0000336172	*BUS OPERATOR	51,147.20	52,187.20	1,040.00	55,376.46	8,317.04	2,006.57	65,700.07
0000324899	*RAIL STATION CLEANER	34,964.80	35,672.00	707.20	40,084.32	5,179.56	0.00	45,263.88
0000304455	*JOURNEYMAN ET-RAIL CAR MAINT	56,700.80	57,844.80	1,144.00	66,657.22	31,131.65	225.00	98,013.87
0000330843	SR COST ANALYST	86,152.30	91,399.10	5,246.80	88,158.43	0.00	12,791.81	100,950.24
0000347225	*BUS OPERATOR	36,899.20	36,899.20	0.00	23,670.09	3,678.90	0.00	27,348.99
0000303096	*BUS DISPATCHER (BLOCKOUT)	49,504.00	52,312.00	2,808.00	55,876.15	20,633.96	0.00	76,510.11
0000345406	*CUSTOMER INFORMATION OPERATOR	31,761.60	36,296.00	4,534.40	38,247.50	4,294.21	0.00	42,541.71
0000304377	*JOURNEYMAN ET-RADIO MAINT	56,700.80	57,844.80	1,144.00	59,023.04	37,157.64	3,496.20	99,676.88
0000304890	*BUS OPERATOR	51,667.20	52,707.20	1,040.00	57,292.01	14,684.59	608.16	72,584.76

METROPOLITAN ATLANTA RAPID TRANSIT AUTHORITY (MARTA)
MARTOC REPORT

EE NUMBER	TITLE	FY 21	FY 22	DIFFERENCE +/-	REGULAR EARNINGS	OVERTIME EARNINGS	OTHER EARNINGS	TOTAL EARNINGS
		BASE SALARY	BASE SALARY					
0000345300	TRANSIT POLICE OFFICER	42,515.20	49,233.60	6,718.40	37,645.47	23,642.53	11,822.26	73,110.26
0000338761	*SERVICEPERSON I	34,964.80	36,212.80	1,248.00	38,489.97	4,427.02	968.96	43,885.95
0000338602	*BUS OPERATOR (DATE LAST EMPLOYED 22-Apr-2022)	47,424.00	52,187.20	4,763.20	34,739.38	4,129.35	2,460.15	41,328.88
0000320199	*STATION AGENT	45,760.00	46,675.20	915.20	43,945.18	2,016.30	4,223.56	50,185.04
0000343249	ACCOUNTANT III	64,517.18	68,446.56	3,929.38	66,770.87	0.00	5,946.70	72,717.57
0000328301	MGR SAFETY MGMT SYSTEMS	122,191.94	132,150.98	9,959.04	129,842.58	0.00	11,349.77	141,192.35
0000302903	CONTRACT EMP PT POLICE OFFICER (DATE LAST EMPLOYED 03-Jun-2022)	0.00	0.00	0.00	51,375.00	811.13	0.00	52,186.13
0000318981	GENERAL MANAGER CEO (DATE LAST EMPLOYED 14-Jan-2022)	383,214.00	383,214.00	0.00	315,296.67	0.00	14,739.00	330,035.67
0000321214	*RAIL STATION CLEANER	34,964.80	35,672.00	707.20	42,516.21	11,134.87	0.00	53,651.08
0000346214	*BUS OPERATOR (DATE LAST EMPLOYED 16-May-2022)	36,171.20	36,171.20	0.00	20,867.40	9,265.98	0.00	30,133.38
0000337442	*SERVICEPERSON I	39,166.40	39,956.80	790.40	39,795.05	998.02	753.20	41,546.27
0000340790	*JOURNEYMAN LIGHT RAIL TECH	56,180.80	57,324.80	1,144.00	60,656.95	5,144.33	0.00	65,801.28
0000318949	*STATION AGENT	45,760.00	46,675.20	915.20	49,709.08	22,806.30	352.00	72,867.38
0000304334	*BUS OPERATOR	51,667.20	52,707.20	1,040.00	58,545.24	15,333.22	0.00	73,878.46
0000331299	AUDITOR III	70,136.82	74,408.36	4,271.54	73,160.02	0.00	0.00	73,160.02
0000303433	PARKING SERVICES CASHIER PT	0.00	0.00	0.00	20,286.87	403.04	0.00	20,689.91
0000303417	*SERVICEPERSON I	39,686.40	40,476.80	790.40	35,899.18	0.00	1,550.72	37,449.90
0000303476	*JOURNEYMAN AA BUS TECHNICIAN (DATE LAST EMPLOYED 01-Nov-2021)	56,700.80	56,700.80	0.00	23,064.43	623.59	0.00	23,688.02
0000337708	*JOURNEYMAN ELEC POWER ELECT (DATE LAST EMPLOYED 22-Apr-2022)	56,180.80	57,324.80	1,144.00	39,408.11	1,266.11	225.00	40,899.22
0000330378	*BUS OPERATOR	51,147.20	52,187.20	1,040.00	53,729.91	5,079.80	3,765.68	62,575.39
0000346110	IT BUSINESS ANALYST III	81,413.28	86,371.48	4,958.20	84,923.08	0.00	0.00	84,923.08
0000326722	*JOURNEYMAN ET-TRAIN CONTROL	56,180.80	57,324.80	1,144.00	60,584.63	9,504.89	225.00	70,314.52
0000343100	QA ENGINEER	86,320.26	96,720.78	10,400.52	93,013.06	0.00	0.00	93,013.06
0000332760	SR ADMINISTRATIVE ASSISTANT	39,020.80	43,153.50	4,132.70	41,672.58	983.24	0.00	42,655.82
0000337233	*REPROGRAPHICS SPEC III	46,550.40	47,486.40	936.00	50,809.96	185.65	0.00	50,995.61
0000330506	*JOURNEYMAN RAIL CAR MECHANIC	48,755.20	57,324.80	8,569.60	54,826.56	4,040.99	225.00	59,092.55
0000320261	FINANCIAL ANALYST II	82,115.28	85,087.86	2,972.58	80,282.08	0.00	2,957.31	83,239.39
0000343017	ASSOCIATE COUNSEL	92,000.22	119,480.14	27,479.92	114,071.33	0.00	0.00	114,071.33
0000341605	*BUS OPERATOR	43,659.20	48,380.80	4,721.60	38,411.64	9,325.53	1,343.36	49,080.53
0000346788	*JOURNEYMAN BUS TECHNICIAN	49,732.80	49,732.80	0.00	36,166.82	2,946.83	382.56	39,496.21
0000326990	MGR SAFETY	101,218.52	119,268.24	18,049.72	112,382.61	0.00	13,089.63	125,472.24
0000302954	SUPT BUS MAINTENANCE GARAGE	72,066.54	78,772.20	6,705.66	82,099.82	0.00	9,192.50	91,292.32
0000302208	*DYNAMOMETER OPERATOR	56,180.80	57,844.80	1,664.00	63,397.93	17,249.64	225.00	80,872.57
0000325080	*JOURNEYMAN ELEC POWER ELECT	56,180.80	57,324.80	1,144.00	60,636.95	18,743.66	225.00	79,605.61

METROPOLITAN ATLANTA RAPID TRANSIT AUTHORITY (MARTA)
MARTOC REPORT

EE NUMBER	TITLE	FY 21	FY 22	DIFFERENCE	REGULAR	OVERTIME	OTHER	TOTAL
		BASE SALARY	BASE SALARY	+/-	EARNINGS	EARNINGS	EARNINGS	EARNINGS
0000345405	TRANSIT POLICE OFFICER	31,200.00	45,531.20	14,331.20	35,625.85	2,998.45	1,055.80	39,680.10
0000320825	*JOURNEYMAN ELEC POWER ELECT	56,180.80	57,324.80	1,144.00	61,487.41	2,808.15	225.00	64,520.56
0000342304	*BUS OPERATOR	43,659.20	48,380.80	4,721.60	44,944.34	14,737.54	503.77	60,185.65
0000303101	*JOURNEYMAN BODY REPAIR	56,700.80	57,844.80	1,144.00	61,839.68	13,655.50	225.00	75,720.18
0000303103	CONTRACT PROFESSIONAL DISPATCH	0.00	0.00	0.00	38,494.76	3,465.88	0.00	41,960.64
0000320922	*JOURNEYMAN BODY REPAIR	56,180.80	57,324.80	1,144.00	61,220.57	1,402.26	225.00	62,847.83
0000340923	PORTFOLIO MANAGER I (DATE LAST EMPLOYED 28-Jan-2022)	65,881.14	67,857.66	1,976.52	41,159.92	0.00	5,904.32	47,064.24
0000305234	*JOURNEYMAN RAIL CAR MECHANIC	56,700.80	57,844.80	1,144.00	57,174.09	0.00	7,455.60	64,629.69
0000332234	TRANSIT POLICE SERGEANT	69,971.20	77,209.60	7,238.40	76,047.59	11,021.27	5,469.20	92,538.06
0000344488	INTERIM AGM	130,000.00	172,499.86	42,499.86	148,239.62	0.00	2,625.00	150,864.62
0000321603	*SERVICEPERSON I	39,166.40	39,956.80	790.40	42,845.21	324.18	0.00	43,169.39
0000347556	PERFORMANCE ANALYST	60,552.18	60,552.18	0.00	20,832.53	0.00	0.00	20,832.53
0000346096	CJIT-POLICE DISPATCHER	39,291.20	43,846.40	4,555.20	36,828.51	8,669.27	4,563.55	50,061.33
0000315218	TRANSIT POLICE OFFICER (DATE LAST EMPLOYED 20-Feb-2022)	60,465.60	64,771.20	4,305.60	43,527.96	3,629.12	4,299.82	51,456.90
0000345464	DIVERSITY EEO INVESTIGATOR	68,000.66	72,142.20	4,141.54	63,544.46	0.00	2,635.97	66,180.43
0000330887	*BUS OPERATOR	51,147.20	52,187.20	1,040.00	50,810.71	8,537.88	0.00	59,348.59
0000345311	SVC DESK SUPPORT AGENT (DATE LAST EMPLOYED 25-Mar-2022)	44,460.00	47,190.00	2,730.00	35,542.87	158.56	1,516.38	37,217.81
0000322493	*BUS DISPATCHER (BLOCKOUT) (DATE LAST EMPLOYED 01-Apr-2022)	49,982.40	51,792.00	1,809.60	36,852.50	3,496.42	0.00	40,348.92
0000323163	*BUS OPERATOR	51,147.20	52,187.20	1,040.00	52,540.95	1,139.54	0.00	53,680.49
0000302276	SR MAINTENANCE PLANNER RELIEF	70,803.20	75,150.40	4,347.20	74,392.95	3,572.90	5,696.00	83,661.85
0000306331	*JOURNEYMAN BUS TECHNICIAN (DATE LAST EMPLOYED 01-Jun-2022)	55,328.00	56,451.20	1,123.20	60,652.36	30,373.45	225.00	91,250.81
0000332580	MECHANICAL ENGINEER V	75,973.04	80,600.26	4,627.22	78,947.56	0.00	8,441.28	87,388.84
0000345431	ACCOUNTING SPECIALIST II	31,678.40	41,184.00	9,505.60	35,751.26	1,423.81	801.45	37,976.52
0000337866	PROJECT MANAGER II	87,189.44	104,704.86	17,515.42	91,889.50	0.00	3,776.43	95,665.93
0000304046	*RAIL STATION CLEANER	34,964.80	35,672.00	707.20	40,231.38	19,432.79	0.00	59,664.17
0000319801	TRANSIT POLICE OFFICER	60,465.60	64,771.20	4,305.60	53,757.97	21,851.60	11,764.02	87,373.59
0000318676	OPERATIONS PROGRAM MANAGER	107,048.76	121,562.22	14,513.46	117,093.69	0.00	13,584.20	130,677.89
0000331793	ELECTRICAL MAINTENANCE INSPECT	58,987.50	62,595.00	3,607.50	64,775.79	47,537.41	9,085.49	121,398.69
0000340742	SUPV LIGHT RAIL TRANSPORTATION	52,124.80	55,328.00	3,203.20	54,766.99	4,250.52	3,408.24	62,425.75
0000341159	*BUS OPERATOR	43,659.20	48,380.80	4,721.60	47,235.45	6,620.26	3,458.96	57,314.67
0000338412	CAPITAL PROJECTS ADMINISTRATOR (DATE LAST EMPLOYED 26-Jul-2022)	46,273.50	49,120.50	2,847.00	41,487.22	0.00	6,802.60	48,289.82
0000346803	TRANSIT POLICE OFFICER	45,531.20	45,531.20	0.00	25,930.20	4,316.80	3,502.00	33,749.00
0000324789	*BUS OPERATOR	51,147.20	52,187.20	1,040.00	43,826.98	3,936.31	3,943.59	51,706.88
0000304612	MOBILITY SERVICE AGENT	36,699.00	38,961.00	2,262.00	40,008.11	9,148.83	4,356.42	53,513.36

METROPOLITAN ATLANTA RAPID TRANSIT AUTHORITY (MARTA)
MARTOC REPORT

EE NUMBER	TITLE	FY 21	FY 22	DIFFERENCE	REGULAR	OVERTIME	OTHER	TOTAL
		BASE SALARY	BASE SALARY	+/-	EARNINGS	EARNINGS	EARNINGS	EARNINGS
0000304926	MAINTENANCE PLANNER BUS	62,608.00	66,456.00	3,848.00	63,751.65	8,709.50	4,341.40	76,802.55
0000346341	DIVERSITY OUTREACH SPECIALIST (DATE LAST EMPLOYED 31-Jan-2022)	50,000.08	50,000.08	0.00	30,961.75	0.00	1,586.93	32,548.68
0000333111	TRANSIT POLICE OFFICER	55,931.20	59,904.00	3,972.80	57,374.48	27,322.98	8,755.20	93,452.66
0000332510	TRANSIT POLICE OFFICER	58,156.80	64,771.20	6,614.40	60,873.46	20,200.69	2,444.49	83,518.64
0000302186	*STATION AGENT	46,280.00	47,195.20	915.20	55,841.64	12,668.69	0.00	68,510.33
0000343224	*JOURNEYMAN SUPPORT EQUIPMENT	48,755.20	54,308.80	5,553.60	54,433.28	2,353.24	1,756.36	58,542.88
0000337217	MGR TECHNICAL TRAINING	98,345.78	104,335.40	5,989.62	102,586.61	0.00	0.00	102,586.61
0000304697	*JOURNEYMAN TRACK MAINTAINER	56,180.80	57,844.80	1,664.00	62,604.42	14,828.19	0.00	77,432.61
0000333578	*BUS OPERATOR	51,147.20	52,187.20	1,040.00	56,327.41	7,679.06	0.00	64,006.47
0000321483	*BUS OPERATOR	51,147.20	52,187.20	1,040.00	55,417.70	21,754.83	2,296.28	79,468.81
0000326637	*JOURNEYMAN RAIL CAR MECHANIC	56,180.80	57,324.80	1,144.00	61,531.11	7,375.67	225.00	69,131.78
0000345820	*BUS OPERATOR	36,171.20	40,705.60	4,534.40	38,998.55	5,149.63	0.00	44,148.18
0000305795	*JOURNEYMAN ELEC POWER ELECT	56,700.80	57,844.80	1,144.00	61,506.46	12,411.87	225.00	74,143.33
0000341874	*JOURNEYMAN TRACK MAINTAINER	54,433.60	57,324.80	2,891.20	58,171.67	7,228.29	0.00	65,399.96
0000325093	*BUS OPERATOR	51,147.20	52,187.20	1,040.00	55,331.37	6,827.08	2,107.07	64,265.52
0000326867	SUPV BUS TRANSPORTATION	62,441.60	66,268.80	3,827.20	57,683.81	1,212.88	11,552.52	70,449.21
0000339663	*RAIL STATION CLEANER	34,964.80	35,672.00	707.20	38,155.04	10,301.10	0.00	48,456.14
0000319987	TRANSIT POLICE CORPORAL	60,465.60	67,371.20	6,905.60	47,259.44	58,494.55	27,701.18	133,455.17
0000345920	*BUS OPERATOR	36,171.20	40,705.60	4,534.40	27,587.86	4,222.30	0.00	31,810.16
0000319798	TRANSIT POLICE OFFICER	60,465.60	64,771.20	4,305.60	63,003.76	5,925.71	4,671.00	73,600.47
0000321981	*JOURNEYMAN ET-LABORATORY	56,180.80	57,324.80	1,144.00	58,216.23	8,525.51	3,078.04	69,819.78
0000345531	TRANSIT POLICE OFFICER	40,851.20	45,531.20	4,680.00	34,979.50	25,171.96	12,958.15	73,109.61
0000320326	PLANNER AUTOMATIC TRAIN CONTR	62,608.00	66,456.00	3,848.00	63,962.15	18,028.53	4,214.00	86,204.68
0000321103	*JOURNEYMAN ET-RAIL CAR MAINT	48,755.20	53,872.00	5,116.80	59,027.24	6,671.92	225.00	65,924.16
0000332186	TRANSIT POLICE SERGEANT	72,758.40	77,209.60	4,451.20	69,100.55	37,007.52	18,293.98	124,402.05
0000337836	*JOURNEYMAN SUPPORT EQUIPMENT	56,180.80	57,324.80	1,144.00	59,101.24	11,896.02	225.00	71,222.26
0000306134	*BUS OPERATOR	51,667.20	52,707.20	1,040.00	49,100.04	6,276.92	6,569.76	61,946.72
0000330991	DIVISION DISPATCHER	62,379.20	72,832.50	10,453.30	67,838.24	6,159.47	7,352.46	81,350.17
0000306271	SR COST ANALYST	86,618.74	91,894.14	5,275.40	87,589.12	0.00	16,492.73	104,081.85
0000332382	TRANSIT POLICE SERGEANT	60,465.60	71,406.40	10,940.80	57,093.90	40,878.79	18,424.22	116,396.91
0000332790	TRANSIT POLICE OFFICER SPECIAL	53,768.00	62,296.00	8,528.00	62,440.09	9,578.31	2,992.40	75,010.80
0000304902	*BUS OPERATOR	51,667.20	52,707.20	1,040.00	58,698.51	6,280.60	4,205.12	69,184.23
0000339569	*BUS OPERATOR	47,424.00	52,187.20	4,763.20	54,584.08	19,168.01	0.00	73,752.09
0000305835	SR INSTRUCTOR RAIL MAINT	78,223.34	82,987.32	4,763.98	80,046.93	0.00	15,576.90	95,623.83
0000305315	*PT BUS OPERATOR	0.00	0.00	0.00	25,900.93	0.00	0.00	25,900.93

METROPOLITAN ATLANTA RAPID TRANSIT AUTHORITY (MARTA)
MARTOC REPORT

EE NUMBER	TITLE	FY 21 BASE SALARY	FY 22 BASE SALARY	DIFFERENCE +/-	REGULAR EARNINGS	OVERTIME EARNINGS	OTHER EARNINGS	TOTAL EARNINGS
0000305597	*JOURNEYMAN ET-RAIL CAR MAINT	56,700.80	57,844.80	1,144.00	57,257.56	0.00	975.87	58,233.43
0000305186	ACCOUNTING SPECIALIST III	53,644.50	56,940.00	3,295.50	55,974.75	0.00	5,816.25	61,791.00
0000322978	*JOURNEYMAN RAIL CAR MECHANIC	56,180.80	57,324.80	1,144.00	63,800.22	36,217.00	225.00	100,242.22
0000342505	*BUS OPERATOR	43,659.20	48,380.80	4,721.60	40,347.08	7,860.65	1,679.20	49,886.93
0000339414	*BUS OPERATOR	47,424.00	52,187.20	4,763.20	46,537.76	6,352.45	4,150.61	57,040.82
0000328844	*JOURNEYMAN ET-TRAIN CONTROL	56,180.80	57,324.80	1,144.00	61,112.26	15,279.29	225.00	76,616.55
0000307129	*BUS OPERATOR	51,147.20	52,187.20	1,040.00	50,389.15	5,661.78	2,175.92	58,226.85
0000331641	MGR TECH SYSTEMS SUPPORT	100,104.16	107,231.80	7,127.64	99,789.17	0.00	10,871.38	110,660.55
0000325787	SR TECHNICAL SERVICES ENGINEER	92,882.14	98,538.96	5,656.82	96,507.19	0.00	379.00	96,886.19
0000320420	*BUS OPERATOR	51,147.20	52,187.20	1,040.00	50,148.29	17,236.39	4,458.84	71,843.52
0000333097	*BUS OPERATOR	51,147.20	52,187.20	1,040.00	44,100.72	373.37	3,650.45	48,124.54
0000342556	CONTRACT PROFESSIONAL	0.00	0.00	0.00	90,048.15	0.00	0.00	90,048.15
0000302969	BREEZE CARD FULFILLMENT AGENT	29,835.00	33,111.00	3,276.00	32,444.51	1,541.70	3,127.50	37,113.71
0000304983	*REVENUE AGENT	51,376.00	52,395.20	1,019.20	34,433.88	148.20	790.40	35,372.48
0000305077	*PT BUS OPERATOR	0.00	0.00	0.00	25,119.98	0.00	0.00	25,119.98
0000322977	*JOURNEYMAN BUS TECHNICIAN	55,328.00	56,451.20	1,123.20	60,654.28	12,428.42	225.00	73,307.70
0000305760	MAINTENANCE PLANNER-RAIL	63,772.80	67,662.40	3,889.60	66,524.80	0.00	1,158.04	67,682.84
0000337649	IT QUALITY ASSURANCE ENGINEER (DATE LAST EMPLOYED 15-Jul-2022)	85,509.06	102,016.72	16,507.66	95,718.22	0.00	0.00	95,718.22
0000342767	TRANSIT POLICE OFFICER	45,947.20	51,188.80	5,241.60	38,634.42	14,206.90	7,723.08	60,564.40
0000336983	*BUS OPERATOR (DATE LAST EMPLOYED 29-Jul-2022)	43,659.20	48,380.80	4,721.60	39,884.09	5,179.10	0.00	45,063.19
0000303746	*RAIL OPERATOR	51,667.20	52,707.20	1,040.00	46,605.98	1,280.38	5,032.00	52,918.36
0000304595	*SERVICEPERSON II	39,686.40	40,476.80	790.40	41,986.87	8,412.28	2,762.72	53,161.87
0000320907	TRANSIT POLICE OFFICER SPECIAL (DATE LAST EMPLOYED 01-Jun-2022)	62,878.40	67,371.20	4,492.80	59,218.38	46,575.95	20,545.95	126,340.28
0000337237	*PT BUS OPERATOR	0.00	0.00	0.00	25,539.46	0.00	0.00	25,539.46
0000324688	*BUS OPERATOR	51,147.20	52,187.20	1,040.00	33,150.23	4,651.24	0.00	37,801.47
0000332184	SUPV BUS & RAIL STORES	60,777.60	64,500.80	3,723.20	64,939.00	4,492.12	0.00	69,431.12
0000306385	*BUS OPERATOR	51,147.20	52,707.20	1,560.00	42,008.06	898.18	5,966.15	48,872.39
0000335108	*BUS OPERATOR	51,147.20	52,187.20	1,040.00	57,746.95	10,657.26	0.00	68,404.21
0000345617	*BUS OPERATOR	36,171.20	40,705.60	4,534.40	40,909.11	6,675.42	1,391.61	48,976.14
0000346151	OPERATIONS PLANNING ANALYST	65,000.00	73,450.00	8,450.00	68,738.72	0.00	565.01	69,303.73
0000306063	*JOURNEYMAN STRUCTURAL INSPECT	56,180.80	57,844.80	1,664.00	60,314.80	5,396.79	0.00	65,711.59
0000331586	OFFICE ADMINISTRATOR II	57,560.88	61,066.46	3,505.58	60,044.44	0.00	0.00	60,044.44
0000315522	*SERVICEPERSON I	39,166.40	39,956.80	790.40	44,599.55	11,944.85	150.64	56,695.04
0000307431	PROTECTIVE SPEC POLICE CADET	33,716.80	46,897.14	13,180.34	40,526.56	2,634.11	4,575.80	47,736.47

MARTOC REPORT

EE NUMBER	TITLE	FY 21	FY 22	DIFFERENCE	REGULAR	OVERTIME	OTHER	TOTAL
		BASE SALARY	BASE SALARY	+/-	EARNINGS	EARNINGS	EARNINGS	EARNINGS
0000345002	TRANSIT POLICE OFFICER	31,200.00	45,531.20	14,331.20	43,223.24	10,852.67	3,817.98	57,893.89
0000303654	*RAIL OPERATOR	51,667.20	52,707.20	1,040.00	53,342.03	5,451.13	5,540.57	64,333.73
0000347206	BUS STOP PLANNER II	60,407.10	60,407.10	0.00	25,000.17	0.00	0.00	25,000.17
0000345471	*BUS OPERATOR	36,171.20	40,705.60	4,534.40	41,944.32	13,807.99	939.36	56,691.67
0000345036	MGR SECURITY & EMERGENCY MGMT	82,367.22	87,383.66	5,016.44	85,916.90	0.00	2,074.36	87,991.26
0000322944	TRANSIT POLICE OFFICER SPECIAL	62,878.40	70,075.20	7,196.80	55,122.73	40,594.21	19,518.43	115,235.37
0000306367	*JOURNEYMAN ET-LABORATORY	56,700.80	57,844.80	1,144.00	61,924.68	15,361.70	225.00	77,511.38
0000346680	*PT BUS OPERATOR	23,062.00	23,062.00	0.00	21,216.70	97.83	0.00	21,314.53
0000343825	*JOURNEYMAN BODY REPAIR	52,291.20	49,732.80	-2,558.40	58,664.24	41,284.16	225.00	100,173.40
0000322244	*JOURNEYMAN OVERHAULER	56,180.80	57,324.80	1,144.00	57,807.02	15,156.75	225.00	73,188.77
0000319045	*BUS OPERATOR	51,147.20	52,187.20	1,040.00	55,242.07	19,118.49	1,180.32	75,540.88
0000330534	*RAIL OPERATOR	51,147.20	52,187.20	1,040.00	56,476.71	20,725.41	2,716.06	79,918.18
0000339671	*SERVICEPERSON I	39,166.40	39,956.80	790.40	44,672.99	6,001.13	0.00	50,674.12
0000335873	SUPV TECH SUPPORT SVCS CENTR	66,859.52	81,704.74	14,845.22	75,150.27	0.00	6,886.55	82,036.82
0000341336	*BUS OPERATOR	43,659.20	48,380.80	4,721.60	37,480.73	2,299.03	3,147.22	42,926.98
0000321555	*MATERIAL CONTROLLER	49,982.40	52,104.00	2,121.60	51,982.54	6,423.89	192.24	58,598.67
0000303855	*PT BUS OPERATOR	0.00	0.00	0.00	27,824.44	0.00	874.75	28,699.19
0000335369	ENTERPRISE SYSTEMS ENGINEER	82,050.80	90,640.42	8,589.62	87,345.55	0.00	9,050.01	96,395.56
0000346886	*BUS OPERATOR	36,899.20	36,899.20	0.00	29,780.05	7,484.03	0.00	37,264.08
0000332955	TRANSIT POLICE LIEUTENANT	72,758.40	87,380.80	14,622.40	85,246.84	12,105.04	7,057.80	104,409.68
0000302914	SUPV REDUCED FARE ELIGIBILITY	62,038.60	63,899.94	1,861.34	39,698.88	0.00	0.00	39,698.88
0000304695	SUPV BUS MAINTENANCE	62,608.00	66,456.00	3,848.00	65,885.67	11,251.55	9,039.90	86,177.12
0000334856	*BUS OPERATOR	51,147.20	52,187.20	1,040.00	51,803.87	9,464.65	0.00	61,268.52
0000302723	*RAIL OPERATOR	51,667.20	52,707.20	1,040.00	48,000.72	969.24	8,199.34	57,169.30
0000319906	CONTRACT SPECIALIST III (DATE LAST EMPLOYED 01-Feb-2022)	84,867.38	87,413.56	2,546.18	40,165.66	0.00	12,368.10	52,533.76
0000303292	*CUSTOMER INFO OPERATOR PT	0.00	0.00	0.00	25,946.53	0.00	0.00	25,946.53
0000345551	TRANSIT POLICE OFFICER	44,200.00	51,188.80	6,988.80	50,806.20	3,194.92	492.20	54,493.32
0000330501	*JOURNEYMAN AA BUS TECHNICIAN	56,180.80	57,324.80	1,144.00	46,713.42	24,986.21	225.00	71,924.63
0000314760	RIDESTORE ASSISTANT	33,696.00	34,710.00	1,014.00	35,056.41	8,504.64	0.00	43,561.05
0000344110	*JOURNEYMAN BUS TECHNICIAN	52,291.20	54,142.40	1,851.20	57,009.44	2,395.53	225.00	59,629.97
0000335554	*BUS OPERATOR	51,147.20	52,187.20	1,040.00	53,519.83	9,140.43	3,187.52	65,847.78
0000345847	*JOURNEYMAN RAIL CAR MECHANIC	48,755.20	54,308.80	5,553.60	56,027.62	4,439.84	450.00	60,917.46
0000327312	*JOURNEYMAN ET-RAIL CAR MAINT	56,180.80	57,324.80	1,144.00	60,493.20	11,057.46	225.00	71,775.66
0000329363	*RAIL OPERATOR	51,147.20	52,187.20	1,040.00	55,193.72	16,940.83	2,786.09	74,920.64
0000321041	*JOURNEYMAN ELEC POWER ELECT	56,180.80	57,324.80	1,144.00	58,646.60	3,779.39	1,323.00	63,748.99

METROPOLITAN ATLANTA RAPID TRANSIT AUTHORITY (MARTA)
MARTOC REPORT

EE NUMBER	TITLE	FY 21 BASE SALARY	FY 22 BASE SALARY	DIFFERENCE +/-	REGULAR EARNINGS	OVERTIME EARNINGS	OTHER EARNINGS	TOTAL EARNINGS
0000327720	*BUS OPERATOR	51,147.20	52,187.20	1,040.00	60,763.44	27,401.69	0.00	88,165.13
0000342840	AGM INFRASTRUCTURE	185,000.14	217,412.78	32,412.64	205,878.40	0.00	0.00	205,878.40
0000319715	*MATERIAL CONTROLLER	52,124.80	53,185.60	1,060.80	55,735.83	11,566.23	0.00	67,302.06
0000302165	CONTRACT PROFESSIONAL	0.00	0.00	0.00	46,459.38	0.00	0.00	46,459.38
0000335865	*MATERIAL CONTROLLER	39,728.00	46,716.80	6,988.80	41,259.41	64.84	1,173.68	42,497.93
0000329365	*RAIL OPERATOR	51,147.20	52,187.20	1,040.00	42,672.77	1,879.06	2,303.79	46,855.62
0000343571	*BUS OPERATOR	39,894.40	44,532.80	4,638.40	47,513.10	11,330.11	0.00	58,843.21
0000303218	RAIL SERVICES CONTROLLER	71,552.00	75,940.80	4,388.80	74,864.86	2,235.59	7,925.20	85,025.65
0000303395	*BUS OPERATOR	51,667.20	52,707.20	1,040.00	51,761.45	4,692.78	10,493.85	66,948.08
0000309936	SUPV BUS TRANSPORTATION	56,576.00	60,611.20	4,035.20	53,844.35	720.64	5,884.32	60,449.31
0000332761	TRANSIT POLICE SERGEANT	60,465.60	74,235.20	13,769.60	52,454.39	25,568.01	21,597.87	99,620.27
0000333672	*BUS OPERATOR	51,147.20	52,187.20	1,040.00	47,081.96	3,936.74	2,001.22	53,019.92
0000318268	*BUS OPERATOR (DATE LAST EMPLOYED 01-Feb-2022)	51,147.20	51,147.20	0.00	35,626.40	9,836.18	0.00	45,462.58
0000305617	SUPV RAIL LINE	60,756.80	64,480.00	3,723.20	66,172.28	14,843.04	2,893.46	83,908.78
0000333867	*RAIL OPERATOR (DATE LAST EMPLOYED 09-Nov-2021)	51,147.20	51,147.20	0.00	27,641.57	4,535.06	0.00	32,176.63
0000304289	*JOURNEYMAN ET-RAIL CAR MAINT	56,180.80	57,324.80	1,144.00	59,591.54	3,411.41	225.00	63,227.95
0000345354	SR DIR LITIGATION & ADMIN	136,560.06	164,800.22	28,240.16	153,948.53	0.00	0.00	153,948.53
0000304676	QA ENGINEER	78,956.02	96,720.78	17,764.76	89,739.20	0.00	8,715.77	98,454.97
0000341508	*BUS OPERATOR (DATE LAST EMPLOYED 15-Apr-2022)	36,899.20	36,899.20	0.00	21,905.38	3,326.22	0.00	25,231.60
0000342610	*JOURNEYMAN ET-TRAIN CONTROL (DATE LAST EMPLOYED 28-Mar-2022)	52,811.20	54,308.80	1,497.60	37,815.55	1,262.66	225.00	39,303.21
0000347063	*BUS OPERATOR (DATE LAST EMPLOYED 15-Aug-2022)	36,899.20	36,899.20	0.00	26,699.14	4,077.88	0.00	30,777.02
0000318679	*RAIL OPERATOR	51,147.20	52,187.20	1,040.00	54,712.72	1,149.24	834.85	56,696.81
0000303426	SUPV RAIL CAR APPEARANCE	57,720.00	61,256.00	3,536.00	56,430.34	2,301.28	6,902.88	65,634.50
0000325085	*JOURNEYMAN ELEC POWER ELECT	56,180.80	57,324.80	1,144.00	60,480.25	4,250.90	225.00	64,956.15
0000316072	TRANSIT POLICE SERGEANT	62,878.40	77,209.60	14,331.20	75,866.53	10,453.14	2,217.60	88,537.27
0000337662	TRANSIT POLICE DETECTIVE	55,931.20	62,296.00	6,364.80	61,608.56	21,843.16	5,765.00	89,216.72
0000306433	*STATION AGENT	46,280.00	47,195.20	915.20	50,394.22	6,304.79	181.52	56,880.53
0000302568	*STATION AGENT	46,280.00	47,195.20	915.20	26,683.00	816.84	712.00	28,211.84
0000337667	SUPV RAIL CAR APPEARANCE	56,035.20	59,467.20	3,432.00	56,319.10	3,570.56	2,886.00	62,775.66
0000329889	*SERVICEPERSON I (DATE LAST EMPLOYED 07-Jan-2022)	39,166.40	39,166.40	0.00	24,626.37	1,384.01	0.00	26,010.38
0000329431	SR ASSOCIATE COUNSEL WKRS COMP	115,348.48	122,373.16	7,024.68	120,321.63	0.00	4,569.57	124,891.20
0000339071	*BUS OPERATOR	47,424.00	52,187.20	4,763.20	26,918.19	2,162.67	1,684.84	30,765.70
0000341493	TRANSIT POLICE OFFICER	53,768.00	59,904.00	6,136.00	60,812.29	9,177.92	0.00	69,990.21
0000321150	SUPV MOBILITY RESERVATIONS	55,029.52	58,381.18	3,351.66	56,304.96	0.00	9,923.23	66,228.19

METROPOLITAN ATLANTA RAPID TRANSIT AUTHORITY (MARTA)
MARTOC REPORT

EE NUMBER	TITLE	FY 21 BASE SALARY	FY 22 BASE SALARY	DIFFERENCE +/-	REGULAR EARNINGS	OVERTIME EARNINGS	OTHER EARNINGS	TOTAL EARNINGS
0000305938	TRANSIT POLICE OFFICER SR (DATE LAST EMPLOYED 05-Nov-2021)	60,465.60	62,296.00	1,830.40	25,364.61	0.00	3,179.80	28,544.41
0000302600	*BUS OPERATOR	51,667.20	52,707.20	1,040.00	56,932.13	14,847.77	0.00	71,779.90
0000322037	SUPV RAIL LINE	58,968.00	62,587.20	3,619.20	63,322.95	24,837.79	2,336.80	90,497.54
0000346063	*BUS OPERATOR	36,171.20	40,705.60	4,534.40	41,520.88	16,922.23	0.00	58,443.11
0000332123	*BUS OPERATOR (DATE LAST EMPLOYED 25-Jul-2022)	51,147.20	52,187.20	1,040.00	56,609.93	14,067.36	0.00	70,677.29
0000323420	*BUS OPERATOR (DATE LAST EMPLOYED 01-Jan-2022)	51,147.20	51,147.20	0.00	28,310.76	7,966.13	0.00	36,276.89
0000310506	*PT BUS OPERATOR	0.00	0.00	0.00	20,417.42	0.00	88.70	20,506.12
0000345447	*BUS OPERATOR	36,171.20	40,705.60	4,534.40	35,746.87	5,888.22	153.44	41,788.53
0000332084	*BUS OPERATOR	51,147.20	52,187.20	1,040.00	46,598.71	2,878.59	6,343.04	55,820.34
0000325950	ARCHITECT VI	94,142.88	99,876.40	5,733.52	98,201.61	0.00	994.54	99,196.15
0000344869	*JOURNEYMAN BUS TECHNICIAN	51,771.20	54,142.40	2,371.20	53,338.82	4,166.73	225.00	57,730.55
0000343496	*JOURNEYMAN TRACK MAINTAINER	52,811.20	53,872.00	1,060.80	44,245.04	1,243.20	207.20	45,695.44
0000345926	TRANSIT POLICE OFFICER SPECIAL	40,851.20	49,233.60	8,382.40	46,211.19	8,855.99	0.00	55,067.18
0000320654	*BUS OPERATOR	51,147.20	52,187.20	1,040.00	52,254.32	467.36	3,002.80	55,724.48
0000332988	ASST SUPV FIELD DATA COLL	54,350.40	57,660.72	3,310.32	51,174.47	0.00	2,485.87	53,660.34
0000344072	*JOURNEYMAN SUPPORT EQUIPMENT	49,732.80	49,732.80	0.00	43,429.03	676.86	0.00	44,105.89
0000319273	FOREMAN TRACK & STRCT	63,169.60	67,038.40	3,868.80	68,558.51	27,103.47	7,584.80	103,246.78
0000322151	ROOF INSPECTOR III	72,482.80	76,897.34	4,414.54	73,021.09	0.00	7,230.36	80,251.45
0000347165	*BUS OPERATOR	36,899.20	36,899.20	0.00	25,619.52	5,958.14	0.00	31,577.66
0000337520	*JOURNEYMAN STRUCTURAL INSPECT	56,180.80	57,324.80	1,144.00	59,290.72	12,370.80	0.00	71,661.52
0000333633	*JOURNEYMAN ET-COMPUTER MAINT	56,180.80	57,324.80	1,144.00	60,131.97	3,840.25	225.00	64,197.22
0000343970	*JOURNEYMAN AA BUS TECHNICIAN	54,246.40	57,324.80	3,078.40	59,773.27	45,880.58	225.00	105,878.85
0000333343	*JOURNEYMAN TRACK MAINTAINER	56,180.80	57,324.80	1,144.00	63,271.27	22,852.25	0.00	86,123.52
0000327898	*BUS OPERATOR	51,147.20	52,187.20	1,040.00	51,651.90	4,332.57	3,564.96	59,549.43
0000336091	*BUS OPERATOR	51,147.20	52,187.20	1,040.00	39,910.23	482.47	991.60	41,384.30
0000346977	CLEARINGHOUSE SPEC	46,078.50	46,078.50	0.00	31,111.43	1,063.36	0.00	32,174.79
0000321511	SUPV BREEZE MEDIA DIST RIDE ST	62,068.50	65,848.64	3,780.14	62,748.69	0.00	8,464.48	71,213.17
0000320418	*JOURNEYMAN TRACK WALKER	56,180.80	57,324.80	1,144.00	65,110.51	26,377.32	0.00	91,487.83
0000334501	*RAIL OPERATOR	51,147.20	52,187.20	1,040.00	45,496.62	3,111.86	2,175.94	50,784.42
0000339923	*SERVICEPERSON I (DATE LAST EMPLOYED 27-Jun-2022)	34,964.80	36,212.80	1,248.00	38,547.42	1,059.03	0.00	39,606.45
0000336913	*BUS OPERATOR	51,147.20	52,187.20	1,040.00	30,819.73	4,078.82	840.01	35,738.56
0000340448	*BUS OPERATOR	43,659.20	48,380.80	4,721.60	50,202.56	15,211.26	2,553.60	67,967.42
0000346378	CHF CAPITAL PRGS EXP & INNOV	245,000.08	252,350.28	7,350.20	285,892.85	0.00	0.00	285,892.85
0000329350	*BUS OPERATOR	51,147.20	52,187.20	1,040.00	40,713.66	7,401.45	0.00	48,115.11

METROPOLITAN ATLANTA RAPID TRANSIT AUTHORITY (MARTA)
MARTOC REPORT

EE NUMBER	TITLE	FY 21 BASE SALARY	FY 22 BASE SALARY	DIFFERENCE +/-	REGULAR EARNINGS	OVERTIME EARNINGS	OTHER EARNINGS	TOTAL EARNINGS
0000303212	SUPT STATION ZONE SERVICES	71,644.04	82,075.24	10,431.20	77,096.91	0.00	13,114.56	90,211.47
0000346113	SR ASSOCIATE COUNSEL (DATE LAST EMPLOYED 05-Aug-2022)	107,429.40	119,480.14	12,050.74	114,309.64	0.00	0.00	114,309.64
0000347188	CLAIMS ADJUSTER II WKRS COMP	58,000.28	58,000.28	0.00	27,907.88	0.00	0.00	27,907.88
0000332358	*BUS OPERATOR	51,147.20	52,187.20	1,040.00	49,364.41	729.01	5,371.45	55,464.87
0000335635	TRANSIT POLICE OFFICER	60,465.60	67,371.20	6,905.60	57,510.74	4,665.16	239.60	62,415.50
0000306142	*JOURNEYMAN SUPPORT EQUIPMENT	56,180.80	57,844.80	1,664.00	58,294.59	867.83	1,542.68	60,705.10
0000338062	CONTRACT SPECIALIST III	74,303.58	78,828.88	4,525.30	77,508.53	0.00	0.00	77,508.53
0000303210	MGR ASSET MGMT PROGRAM (DATE LAST EMPLOYED 01-Mar-2022)	94,395.86	104,071.76	9,675.90	65,215.53	0.00	4,033.72	69,249.25
0000302320	*JOURNEYMAN AA BUS TECHNICIAN	56,700.80	57,844.80	1,144.00	55,338.17	1,674.75	225.00	57,237.92
0000344693	*BUS OPERATOR (DATE LAST EMPLOYED 29-Dec-2021)	39,894.40	39,894.40	0.00	18,467.69	5,117.09	0.00	23,584.78
0000304106	SUPV CAR REPAIR INSPECTION	56,180.80	58,968.00	2,787.20	61,685.09	1,255.97	3,627.00	66,568.06
0000344074	*BUS OPERATOR	39,894.40	44,532.80	4,638.40	46,788.08	10,825.18	0.00	57,613.26
0000342130	*SERVICEPERSON IV	41,849.60	42,702.40	852.80	45,398.84	1,032.90	164.24	46,595.98
0000304980	*BUS OPERATOR (DATE LAST EMPLOYED 01-Mar-2022)	51,667.20	52,707.20	1,040.00	46,707.26	19,625.64	0.00	66,332.90
0000333406	*RAIL OPERATOR	51,147.20	52,187.20	1,040.00	50,526.72	35,013.54	2,928.62	88,468.88
0000328848	*JOURNEYMAN ET-TRAIN CONTROL	52,811.20	54,308.80	1,497.60	59,782.47	30,455.66	225.00	90,463.13
0000320166	*JOURNEYMAN SUPPORT EQUIPMENT	56,180.80	57,324.80	1,144.00	54,492.93	9,850.47	5,441.72	69,785.12
0000322114	FOREMAN CUSTODIAL SERVICES (DATE LAST EMPLOYED 31-Aug-2021)	53,268.80	54,870.40	1,601.60	19,434.16	0.00	7,746.08	27,180.24
0000346712	*SERVICEPERSON IV	38,521.60	38,521.60	0.00	40,163.97	8,035.32	0.00	48,199.29
0000340786	TRANSIT POLICE CORPORAL	47,798.40	55,390.40	7,592.00	42,412.06	11,564.26	4,500.63	58,476.95
0000331660	*RAIL OPERATOR (DATE LAST EMPLOYED 15-Jan-2022)	51,147.20	51,147.20	0.00	23,390.70	873.47	1,967.20	26,231.37
0000323948	SUPV RAIL LINE	58,968.00	62,587.20	3,619.20	62,776.72	15,408.10	1,452.10	79,636.92
0000306057	CONTRACT PROFESSIONAL (DATE LAST EMPLOYED 31-Dec-2021)	0.00	0.00	0.00	24,054.21	1,190.85	0.00	25,245.06
0000327798	RAIL SERVICES CONTROLLER (DATE LAST EMPLOYED 07-Jul-2021)	86,632.00	86,632.00	0.00	416.50	0.00	23,657.20	24,073.70
0000322165	*BUS OPERATOR	51,147.20	52,187.20	1,040.00	49,663.75	7,221.20	5,158.72	62,043.67
0000346165	*BUS OPERATOR (DATE LAST EMPLOYED 14-Jun-2022)	36,899.20	36,899.20	0.00	23,896.81	1,291.68	0.00	25,188.49
0000341966	*BUS OPERATOR	36,171.20	40,705.60	4,534.40	38,427.23	4,063.08	939.36	43,429.67
0000330159	*BUS OPERATOR	51,147.20	52,187.20	1,040.00	55,214.97	22,739.66	4,175.12	82,129.75
0000305166	*BUS OPERATOR	51,667.20	52,707.20	1,040.00	56,405.31	15,245.04	0.00	71,650.35
0000330932	*BUS OPERATOR	51,147.20	52,187.20	1,040.00	56,289.42	16,248.00	0.00	72,537.42
0000321812	OFFICE ADMINISTRATOR II	57,229.90	60,715.46	3,485.56	59,698.02	0.00	3,896.69	63,594.71
0000322254	MAINTENANCE PLANNER BUS	56,180.80	64,126.40	7,945.60	62,801.15	4,446.34	0.00	67,247.49
0000345619	*BUS OPERATOR	36,171.20	40,705.60	4,534.40	42,611.25	13,434.78	0.00	56,046.03
0000345430	SYSTEM SAFETY COORDINATOR	106,214.16	112,682.96	6,468.80	110,795.05	0.00	0.00	110,795.05

METROPOLITAN ATLANTA RAPID TRANSIT AUTHORITY (MARTA)
MARTOC REPORT

EE NUMBER	TITLE	FY 21 BASE SALARY	FY 22 BASE SALARY	DIFFERENCE +/-	REGULAR EARNINGS	OVERTIME EARNINGS	OTHER EARNINGS	TOTAL EARNINGS
0000323963	TRANSIT POLICE SERGEANT	72,758.40	77,209.60	4,451.20	61,513.92	45,586.38	27,501.80	134,602.10
0000343971	*BUS OPERATOR	39,894.40	44,532.80	4,638.40	37,737.71	5,333.59	3,313.61	46,384.91
0000306497	OCCUPATIONAL MED SER WELL SPEC	60,942.44	64,653.94	3,711.50	61,156.67	0.00	11,106.27	72,262.94
0000334960	*JOURNEYMAN AUTOMOTIVE TECH	56,180.80	57,324.80	1,144.00	58,915.90	1,130.27	225.00	60,271.17
0000347032	FOREMAN INDUSTRIAL WASTEWATER	72,113.60	72,113.60	0.00	47,148.77	2,401.65	0.00	49,550.42
0000347548	SR INFORMATION SYSTEMS ANALYST	95,000.10	95,000.10	0.00	36,538.54	0.00	0.00	36,538.54
0000336075	*JOURNEYMAN ET-COMPUTER MAINT	56,180.80	57,324.80	1,144.00	60,003.87	597.62	225.00	60,826.49
0000347363	SVC DESK SUPPORT AGENT	43,582.50	43,582.50	0.00	21,757.77	553.17	0.00	22,310.94
0000332195	*MATERIAL CONTROLLER	50,523.20	52,104.00	1,580.80	53,908.30	0.00	0.00	53,908.30
0000324618	CONFIG MGMT ANALYST	92,521.52	98,156.24	5,634.72	96,510.89	0.00	13,641.21	110,152.10
0000345856	TRANSIT POLICE OFFICER	40,851.20	47,340.80	6,489.60	43,225.25	4,868.95	2,958.80	51,053.00
0000330755	DIVERSITY PROGRAM ADMIN (DATE LAST EMPLOYED 15-Nov-2021)	80,288.52	82,697.42	2,408.90	33,305.00	0.00	14,433.04	47,738.04
0000334982	FOREMAN TRACK & STRCT	58,968.00	62,587.20	3,619.20	60,948.21	13,666.26	0.00	74,614.47
0000345674	TRANSIT POLICE OFFICER	44,200.00	49,233.60	5,033.60	47,142.43	4,309.41	1,704.24	53,156.08
0000332193	*BUS OPERATOR	51,147.20	52,187.20	1,040.00	56,843.23	10,258.43	0.00	67,101.66
0000347082	SECURITY TECHNICIAN	60,112.00	60,112.00	0.00	38,823.75	0.00	0.00	38,823.75
0000312197	*PT BUS OPERATOR	0.00	0.00	0.00	23,449.13	0.00	0.00	23,449.13
0000331920	*STATION AGENT	45,760.00	46,675.20	915.20	50,699.52	1,146.75	0.00	51,846.27
0000316129	FOREMAN TRACK & STRCT	60,756.80	64,480.00	3,723.20	66,313.39	12,689.43	1,203.60	80,206.42
0000334978	*BUS OPERATOR	51,147.20	52,187.20	1,040.00	56,836.07	19,243.00	0.00	76,079.07
0000323031	INSTRUCTOR RAIL OPERATIONS	63,169.60	67,038.40	3,868.80	66,490.88	15,616.55	6,071.33	88,178.76
0000344411	*RAIL STATION CLEANER	33,092.80	35,672.00	2,579.20	33,038.69	406.73	4,650.15	38,095.57
0000339295	*BUS OPERATOR (DATE LAST EMPLOYED 28-Nov-2021)	47,424.00	47,424.00	0.00	26,044.47	7,466.60	0.00	33,511.07
0000337648	INSTRUCTOR BUS OPERATIONS (DATE LAST EMPLOYED 12-Aug-2022)	58,344.00	61,921.60	3,577.60	61,355.52	2,667.56	0.00	64,023.08
0000327665	*JOURNEYMAN ELEC POWER ELECT	56,180.80	57,324.80	1,144.00	61,412.67	13,499.87	225.00	75,137.54
0000322810	*RAIL OPERATOR	51,147.20	52,187.20	1,040.00	55,145.25	7,214.16	0.00	62,359.41
0000304647	*BUS OPERATOR	51,147.20	52,707.20	1,560.00	46,583.59	173.09	4,022.40	50,779.08
0000324793	*JOURNEYMAN TRACK WALKER	54,433.60	57,324.80	2,891.20	61,532.72	24,437.76	1,074.60	87,045.08
0000304844	*BUS OPERATOR	51,667.20	52,707.20	1,040.00	51,418.66	11,036.70	3,608.96	66,064.32
0000338387	TRANSIT POLICE OFFICER SR (DATE LAST EMPLOYED 26-Nov-2021)	49,691.20	51,188.80	1,497.60	21,402.32	0.00	1,181.28	22,583.60
0000337464	COMPENSATION ANALYST III	79,992.64	84,864.26	4,871.62	82,798.86	0.00	4,868.57	87,667.43
0000305806	*JOURNEYMAN ELEC POWER ELECT	56,180.80	57,324.80	1,144.00	59,833.36	5,391.75	225.00	65,450.11
0000344829	*BUS OPERATOR (DATE LAST EMPLOYED 14-May-2022)	39,894.40	44,532.80	4,638.40	38,188.32	5,817.13	1,565.60	45,571.05
0000329334	*JOURNEYMAN ET-RAIL CAR MAINT	55,328.00	49,732.80	-5,595.20	55,911.68	1,538.40	225.00	57,675.08

METROPOLITAN ATLANTA RAPID TRANSIT AUTHORITY (MARTA)
MARTOC REPORT

EE NUMBER	TITLE	FY 21 BASE SALARY	FY 22 BASE SALARY	DIFFERENCE +/-	REGULAR EARNINGS	OVERTIME EARNINGS	OTHER EARNINGS	TOTAL EARNINGS
0000321976	*BUS OPERATOR	51,147.20	52,187.20	1,040.00	57,228.32	18,881.25	0.00	76,109.57
0000322737	QA ENGINEER	81,882.84	96,720.78	14,837.94	91,101.64	0.00	2,162.57	93,264.21
0000338458	*BUS OPERATOR	47,424.00	52,187.20	4,763.20	53,748.38	18,018.60	1,068.70	72,835.68
0000326411	BUYER PLANNER III	76,835.46	81,514.94	4,679.48	78,920.23	0.00	1,226.96	80,147.19
0000305248	*BUS OPERATOR	51,147.20	52,707.20	1,560.00	54,156.01	7,517.45	4,074.46	65,747.92
0000346215	*BUS OPERATOR	40,705.60	40,705.60	0.00	38,617.00	3,605.78	0.00	42,222.78
0000322138	*JOURNEYMAN BUS TECHNICIAN	55,328.00	56,451.20	1,123.20	60,208.49	12,303.74	225.00	72,737.23
0000302277	BENEFITS ANALYST III	71,506.76	83,448.04	11,941.28	77,760.59	0.00	7,220.93	84,981.52
0000324397	*JOURNEYMAN ET-TRAIN CONTROL	56,180.80	57,324.80	1,144.00	59,229.55	0.00	225.00	59,454.55
0000341189	INSTRUCTOR TRACK	62,587.20	66,414.40	3,827.20	60,180.35	0.00	0.00	60,180.35
0000344071	FIELD INSPECTOR II (DATE LAST EMPLOYED 05-Nov-2021)	52,767.00	54,366.00	1,599.00	18,162.18	1,271.00	5,253.15	24,686.33
0000335147	*JOURNEYMAN ET-RAIL CAR MAINT	56,180.80	57,324.80	1,144.00	59,669.47	17,355.95	2,209.32	79,234.74
0000327315	*JOURNEYMAN RAIL CAR MECHANIC	56,180.80	57,324.80	1,144.00	60,038.75	2,236.56	225.00	62,500.31
0000347382	TRANSIT POLICE OFFICER	47,340.80	47,340.80	0.00	24,247.49	1,000.71	0.00	25,248.20
0000320594	TRANSIT SYSTEM PROJECT PLANNER	87,999.86	98,027.28	10,027.42	91,317.84	0.00	11,276.76	102,594.60
0000346629	PORTFOLIO MANAGER II	81,846.70	81,846.70	0.00	56,950.91	0.00	239.41	57,190.32
0000302560	TRANSIT POLICE MAJOR	106,287.22	112,760.18	6,472.96	111,989.99	0.00	28,373.96	140,363.95
0000338585	*JOURNEYMAN OVERHAULER	56,180.80	57,324.80	1,144.00	58,456.09	6,713.63	225.00	65,394.72
0000321779	*BUS OPERATOR	51,147.20	52,187.20	1,040.00	51,687.90	11,246.24	3,974.40	66,908.54
0000303728	*SERVICEPERSON I	39,686.40	40,476.80	790.40	37,456.20	15,207.11	0.00	52,663.31
0000325012	*JOURNEYMAN SUPPORT EQUIPMENT	56,180.80	57,324.80	1,144.00	61,345.25	13,452.73	225.00	75,022.98
0000346270	SR LEARNING & DEVELOPMENT SPEC	82,172.74	93,102.10	10,929.36	83,960.51	0.00	0.00	83,960.51
0000306912	CONTRACT PROFESSIONAL	0.00	0.00	0.00	64,774.16	788.20	0.00	65,562.36
0000346567	RAIL SERVICES CONTROLLER	73,715.20	73,715.20	0.00	61,353.51	472.72	0.00	61,826.23
0000340912	PARKING SERVICES CASHIER PT	0.00	0.00	0.00	23,159.07	397.98	10.32	23,567.37
0000320848	*JOURNEYMAN STRUCTURAL INSPECT	56,180.80	57,324.80	1,144.00	58,455.28	9,894.61	3,803.40	72,153.29
0000331401	INSTRUCTOR BUS OPERATIONS	56,638.40	60,112.00	3,473.60	59,581.48	9,795.42	4,556.00	73,932.90
0000328940	TRANSIT POLICE OFFICER	60,465.60	64,771.20	4,305.60	56,870.93	16,055.72	9,558.20	82,484.85
0000339546	*BUS OPERATOR	39,894.40	44,532.80	4,638.40	46,484.05	10,371.10	1,313.36	58,168.51
0000331462	DISPATCHER-RAIL TRANSPORTATION	56,555.20	60,028.80	3,473.60	58,834.90	2,724.64	1,127.20	62,686.74
0000322441	INSTRUCTOR RAIL OPERATIONS	60,736.00	64,459.20	3,723.20	64,561.08	34,220.09	6,303.43	105,084.60
0000326863	CJIT-CALL TAKER	42,140.80	44,720.00	2,579.20	36,908.95	10,953.37	7,712.95	55,575.27
0000322488	MAINTENANCE PLANNER BUS	63,211.20	67,080.00	3,868.80	68,650.94	12,383.54	5,344.68	86,379.16
0000302883	*STATION AGENT	46,280.00	47,195.20	915.20	49,752.68	1,138.53	0.00	50,891.21

METROPOLITAN ATLANTA RAPID TRANSIT AUTHORITY (MARTA)
MARTOC REPORT

EE NUMBER	TITLE	FY 21	FY 22	DIFFERENCE	REGULAR	OVERTIME	OTHER	TOTAL
		BASE SALARY	BASE SALARY	+/-	EARNINGS	EARNINGS	EARNINGS	EARNINGS
0000330157	*SERVICEPERSON I	39,166.40	39,956.80	790.40	43,083.35	15,584.11	301.28	58,968.74
0000321311	*RAIL STATION CLEANER	34,964.80	35,672.00	707.20	41,812.82	25,075.69	0.00	66,888.51
0000334953	ADMINISTRATIVE ASSISTANT	40,072.50	42,529.50	2,457.00	40,142.04	0.00	1,669.12	41,811.16
0000344583	*JOURNEYMAN TRACK MAINTAINER (DATE LAST EMPLOYED 31-Mar-2022)	48,755.20	53,872.00	5,116.80	37,748.90	4,961.95	0.00	42,710.85
0000335724	*JOURNEYMAN ET-RADIO MAINT	56,180.80	57,324.80	1,144.00	62,673.95	46,557.56	225.00	109,456.51
0000346462	MGR CYBER SECURITY	133,900.00	133,900.00	0.00	126,046.72	0.00	0.00	126,046.72
0000345367	SUPV BUS SCHEDULING (DATE LAST EMPLOYED 25-Feb-2022)	91,168.22	93,903.42	2,735.20	64,905.17	0.00	5,581.24	70,486.41
0000325360	*JOURNEYMAN ET-TRAIN CONTROL	56,180.80	57,324.80	1,144.00	62,809.61	23,881.28	225.00	86,915.89
0000342112	TRANSIT POLICE OFFICER SPECIAL	47,798.40	55,390.40	7,592.00	45,571.50	34,288.30	10,431.62	90,291.42
0000329368	*BUS OPERATOR	51,147.20	52,187.20	1,040.00	55,157.68	23,487.93	0.00	78,645.61
0000339023	*JOURNEYMAN RAIL CAR MECHANIC	53,227.20	55,536.00	2,308.80	59,127.77	6,786.72	225.00	66,139.49
0000334700	TRANSIT POLICE DETECTIVE	58,156.80	64,771.20	6,614.40	48,380.29	36,201.45	23,188.40	107,770.14
0000346031	*JOURNEYMAN TRACK MAINTAINER	48,755.20	53,872.00	5,116.80	56,095.98	13,785.79	0.00	69,881.77
0000302626	GEN FOREMAN TRACK & STRUC INSP	74,270.82	78,794.04	4,523.22	77,114.02	0.00	9,365.59	86,479.61
0000339294	*BUS OPERATOR	47,424.00	52,187.20	4,763.20	26,358.01	1,261.32	1,684.56	29,303.89
0000334405	*JOURNEYMAN ET-RADIO MAINT	56,180.80	57,324.80	1,144.00	59,564.42	22,788.50	2,182.92	84,535.84
0000347025	*SERVICEPERSON VII GROUNDSKEEPER	38,750.40	38,750.40	0.00	26,990.44	2,832.40	0.00	29,822.84
0000335503	*MATERIAL CONTROLLER	49,982.40	52,104.00	2,121.60	52,368.23	2,137.38	0.00	54,505.61
0000341998	FIELD DATA COLLECTION SPEC	33,871.50	40,833.00	6,961.50	39,788.74	13.03	0.00	39,801.77
0000335790	*BUS OPERATOR	51,147.20	52,187.20	1,040.00	57,535.38	39,567.32	0.00	97,102.70
0000316645	*STATION AGENT	45,760.00	46,675.20	915.20	48,694.22	6,066.06	1,774.08	56,534.36
0000338969	MGR LABOR RELATIONS	99,300.76	106,371.46	7,070.70	104,551.30	0.00	14,319.51	118,870.81
0000322563	SUPV BUS MAINTENANCE	57,262.40	60,777.60	3,515.20	53,435.12	11,035.08	9,491.25	73,961.45
0000335206	*BUS OPERATOR	51,147.20	52,187.20	1,040.00	42,990.72	867.12	4,564.63	48,422.47
0000340149	*JOURNEYMAN BUS TECHNICIAN	53,227.20	56,451.20	3,224.00	58,513.31	1,164.67	225.00	59,902.98
0000302022	SR TRANSIT SYSTEMS PLANNER	82,233.58	91,603.98	9,370.40	87,292.85	0.00	12,258.87	99,551.72
0000302679	*JOURNEYMAN BUS TECHNICIAN	55,848.00	56,971.20	1,123.20	60,801.71	34,873.05	225.00	95,899.76
0000345451	*BUS OPERATOR	36,171.20	40,705.60	4,534.40	43,103.58	12,978.48	0.00	56,082.06
0000304681	FOREMAN MAINT LANDSCAPE	65,998.40	70,054.40	4,056.00	67,673.66	1,712.65	2,177.41	71,563.72
0000337367	TRANSIT POLICE SERGEANT	62,192.00	68,681.60	6,489.60	70,101.80	15,614.53	0.00	85,716.33
0000317442	*SERVICEPERSON I	39,166.40	39,956.80	790.40	42,350.60	5,408.70	2,277.84	50,037.14
0000306443	*BUS OPERATOR (DATE LAST EMPLOYED 01-Jul-2022)	51,667.20	52,707.20	1,040.00	63,556.30	8,727.60	0.00	72,283.90
0000340585	*BUS OPERATOR	43,659.20	48,380.80	4,721.60	50,261.03	11,746.68	1,857.12	63,864.83
0000336338	*JOURNEYMAN BUS TECHNICIAN	53,060.80	54,308.80	1,248.00	57,913.77	6,760.79	225.00	64,899.56

MARTOC REPORT

EE NUMBER	TITLE	FY 21 BASE SALARY	FY 22 BASE SALARY	DIFFERENCE +/-	REGULAR EARNINGS	OVERTIME EARNINGS	OTHER EARNINGS	TOTAL EARNINGS
0000321402	CONTRACT EMP PT POLICE OFFICER	0.00	0.00	0.00	-13,084.60	19,034.40	19,034.40	24,984.20
0000342595	*BUS OPERATOR	43,659.20	48,380.80	4,721.60	39,473.39	2,759.83	2,379.85	44,613.07
0000335385	*BUS OPERATOR	51,147.20	52,187.20	1,040.00	34,814.38	1,841.61	3,307.96	39,963.95
0000346789	*JOURNEYMAN BUS TECHNICIAN	49,732.80	49,732.80	0.00	33,086.10	2,344.72	0.00	35,430.82
0000316512	COMMUNICATIONS COORD IOC	49,566.40	53,851.20	4,284.80	47,660.78	294.18	4,824.96	52,779.92
0000345407	*SERVICEPERSON I	37,502.40	39,956.80	2,454.40	38,254.58	2,367.08	2,645.81	43,267.47
0000338260	RECRUITING OFFICER II	63,654.50	67,531.36	3,876.86	64,352.24	0.00	4,569.37	68,921.61
0000311496	TRANSIT PROGRAM SALES ASSOC	66,633.06	70,691.40	4,058.34	68,917.17	0.00	1,541.44	70,458.61
0000337530	*MATERIAL CONTROLLER	47,944.00	51,001.60	3,057.60	49,142.41	5,881.32	2,847.12	57,870.85
0000342752	*BUS OPERATOR	39,894.40	44,532.80	4,638.40	40,558.24	5,617.60	3,670.96	49,846.80
0000305559	*RAIL OPERATOR	51,667.20	52,707.20	1,040.00	55,971.27	14,266.58	2,225.96	72,463.81
0000320502	CJIT-CALL TAKER	42,140.80	44,720.00	2,579.20	43,802.23	10,479.53	3,383.70	57,665.46
0000306350	*BUS OPERATOR	51,147.20	52,707.20	1,560.00	57,488.31	14,013.67	0.00	71,501.98
0000304341	SUPV BUS TRANSPORTATION	65,644.80	69,659.20	4,014.40	69,728.52	19,807.96	3,654.50	93,190.98
0000319033	*BUS OPERATOR	51,147.20	52,187.20	1,040.00	46,294.16	1,665.86	5,564.16	53,524.18
0000338466	CAPITAL PROJECTS ADMINISTRATOR	46,722.00	49,588.50	2,866.50	48,747.17	0.00	0.00	48,747.17
0000335632	SR FINANCIAL ANALYST	89,445.46	101,839.92	12,394.46	93,376.99	0.00	6,447.47	99,824.46
0000314949	FOREMAN PAINT SHOP FACILITIES	70,645.12	69,804.80	-840.32	71,904.02	15,514.00	3,363.39	90,781.41
0000346910	*RAIL STATION CLEANER	32,032.00	32,032.00	0.00	26,541.48	17,458.82	0.00	44,000.30
0000326901	*BUS OPERATOR	51,147.20	52,187.20	1,040.00	46,630.15	10,524.59	3,412.55	60,567.29
0000332342	*BUS OPERATOR	47,424.00	52,187.20	4,763.20	49,070.23	8,413.24	2,601.37	60,084.84
0000344032	*SERVICEPERSON IV	41,849.60	42,702.40	852.80	46,336.46	1,955.87	0.00	48,292.33
0000315143	TRANSIT POLICE LIEUTENANT	88,628.80	94,036.80	5,408.00	80,189.04	519.92	797.49	81,506.45
0000340059	*BUS OPERATOR	47,424.00	52,187.20	4,763.20	35,461.34	4,346.97	3,261.47	43,069.78
0000330847	FIELD DATA COLLECTION SPEC	39,643.50	42,061.50	2,418.00	41,312.45	0.00	0.00	41,312.45
0000339704	*JOURNEYMAN TRACK MAINTAINER	48,755.20	54,308.80	5,553.60	37,792.26	753.99	4,018.00	42,564.25
0000333184	CJIT-CALL TAKER (DATE LAST EMPLOYED 20-Feb-2022)	38,542.40	42,161.60	3,619.20	27,990.94	1,141.53	7,226.26	36,358.73
0000346839	*JOURNEYMAN BUS TECHNICIAN	52,811.20	52,811.20	0.00	40,048.48	4,277.38	191.28	44,517.14
0000322936	SUPT STATION ZONE SERVICES	80,700.88	93,927.86	13,226.98	93,582.53	0.00	6,820.30	100,402.83
0000314998	MECHANICAL ENGINEER VI	84,880.90	90,050.22	5,169.32	88,541.05	0.00	17,014.71	105,555.76
0000316541	*BUS OPERATOR	51,147.20	52,187.20	1,040.00	51,225.46	4,621.27	2,905.78	58,752.51
0000305239	*BUS OPERATOR	51,667.20	52,707.20	1,040.00	49,785.41	2,381.74	6,434.80	58,601.95
0000327044	MGR FIELD DATA COLLECTION	100,104.16	106,200.90	6,096.74	88,078.69	0.00	16,338.80	104,417.49
0000330744	TRANSIT POLICE LIEUTENANT	82,347.20	94,036.80	11,689.60	87,964.87	2,402.22	7,656.04	98,023.13
0000321148	*BUS OPERATOR	51,147.20	52,187.20	1,040.00	48,069.20	2,588.41	3,195.52	53,853.13

METROPOLITAN ATLANTA RAPID TRANSIT AUTHORITY (MARTA)
MARTOC REPORT

EE NUMBER	TITLE	FY 21 BASE SALARY	FY 22 BASE SALARY	DIFFERENCE +/-	REGULAR EARNINGS	OVERTIME EARNINGS	OTHER EARNINGS	TOTAL EARNINGS
0000346034	BUS AMENITIES INSPECTOR	62,000.12	65,776.10	3,775.98	64,672.85	0.00	0.00	64,672.85
0000322251	*JOURNEYMAN ET-RAIL CAR MAINT	56,180.80	57,324.80	1,144.00	64,563.76	30,268.89	225.00	95,057.65
0000337270	ARCHITECT IV	70,626.40	74,927.84	4,301.44	73,388.99	0.00	279.79	73,668.78
0000317060	TRANSIT POLICE OFFICER SPECIAL	62,878.40	67,371.20	4,492.80	58,658.39	35,679.08	14,723.48	109,060.95
0000325087	ELECTRICAL ENGINEER V	83,824.00	88,929.10	5,105.10	87,435.17	0.00	6,232.80	93,667.97
0000321101	GEN SUPT RAIL LINE	101,805.34	104,859.56	3,054.22	102,821.72	0.00	15,965.09	118,786.81
0000303566	*SERVICEPERSON IV	42,369.60	43,222.40	852.80	49,303.70	2,428.45	0.00	51,732.15
0000304417	*JOURNEYMAN SUPPORT EQUIPMENT	56,700.80	57,844.80	1,144.00	65,339.82	11,799.00	225.00	77,363.82
0000306606	SUPT RAIL CAR MAINT	80,542.80	85,448.22	4,905.42	83,698.10	0.00	319.08	84,017.18
0000346688	*BUS OPERATOR	36,899.20	36,899.20	0.00	33,395.91	5,243.20	0.00	38,639.11
0000338081	SUPV STATION CARE	58,968.00	60,756.80	1,788.80	58,780.12	3,364.90	3,216.48	65,361.50
0000341475	*CUSTODIAN LIGHT RAIL OPS	34,964.80	35,672.00	707.20	39,934.23	15,500.85	0.00	55,435.08
0000345449	*BUS OPERATOR	36,171.20	40,705.60	4,534.40	42,808.19	8,944.19	0.00	51,752.38
0000345488	TRANSIT POLICE OFFICER (DATE LAST EMPLOYED 30-Jun-2022)	40,851.20	45,531.20	4,680.00	35,634.66	4,481.54	512.08	40,628.28
0000342984	*BUS OPERATOR	39,894.40	44,532.80	4,638.40	40,189.87	9,321.22	0.00	49,511.09
0000311678	OFFICE ADMINISTRATOR II	59,287.80	59,287.80	0.00	27,363.61	0.00	0.00	27,363.61
0000306236	*STATION AGENT	46,280.00	47,195.20	915.20	48,640.68	5,447.49	3,061.20	57,149.37
0000333875	*BUS OPERATOR	51,147.20	52,187.20	1,040.00	45,367.51	7,107.57	4,781.29	57,256.37
0000329159	*BUS OPERATOR	51,147.20	52,187.20	1,040.00	53,307.79	15,490.48	3,946.40	72,744.67
0000323501	SR DIR VEHICLE PROCUREMENT	148,000.06	157,013.48	9,013.42	151,965.72	0.00	2,415.60	154,381.32
0000330756	*SERVICEPERSON I (A)	39,166.40	40,539.20	1,372.80	40,161.41	9,038.47	2,605.52	51,805.40
0000331925	*RAIL OPERATOR	51,147.20	52,187.20	1,040.00	46,146.42	4,497.71	3,957.71	54,601.84
0000339581	*JOURNEYMAN RAIL CAR MECHANIC	48,755.20	54,308.80	5,553.60	48,996.85	1,881.34	6,075.16	56,953.35
0000346127	*JOURNEYMAN ELEC POWER ELECT	48,755.20	49,732.80	977.60	52,368.73	3,084.13	225.00	55,677.86
0000336169	*JOURNEYMAN ET-TELEPHONE MAINT	56,180.80	57,324.80	1,144.00	61,374.52	20,977.05	225.00	82,576.57
0000346863	PROTECTIVE SPEC POLICE CADET	42,848.00	42,848.00	0.00	28,550.05	2,794.81	0.00	31,344.86
0000302696	PROJECT MANAGER II	100,000.16	122,523.44	22,523.28	107,355.55	0.00	10,226.76	117,582.31
0000341139	*BUS OPERATOR	43,659.20	48,380.80	4,721.60	51,703.39	41,834.33	704.32	94,242.04
0000344461	*BUS OPERATOR	39,894.40	44,532.80	4,638.40	29,086.25	3,248.76	935.03	33,270.04
0000325079	*JOURNEYMAN ELEC POWER ELECT	56,180.80	57,324.80	1,144.00	60,055.43	1,554.44	225.00	61,834.87
0000347367	SR DIR BUDGET & GRANTS (DATE LAST EMPLOYED 17-Jun-2022)	185,000.14	185,000.14	0.00	89,134.80	0.00	4,980.78	94,115.58
0000338427	FIELD INSPECTOR II	56,004.00	59,436.00	3,432.00	41,292.64	7,870.11	9,933.44	59,096.19
0000339956	GRANT & CAPITAL ANALYST	95,000.10	108,124.64	13,124.54	105,752.16	0.00	6,105.01	111,857.17
0000320968	*SERVICEPERSON I	39,166.40	39,956.80	790.40	39,109.85	6,086.65	1,355.77	46,552.27

MARTOC REPORT

EE NUMBER	TITLE	FY 21	FY 22	DIFFERENCE	REGULAR	OVERTIME	OTHER	TOTAL
		BASE SALARY	BASE SALARY	+/-	EARNINGS	EARNINGS	EARNINGS	EARNINGS
0000316721	*BUS OPERATOR	51,147.20	52,187.20	1,040.00	50,477.54	11,438.29	4,626.48	66,542.31
0000339162	*BUS OPERATOR	47,424.00	52,187.20	4,763.20	53,486.94	11,006.56	0.00	64,493.50
0000302867	RECRUITING OFFICER II (DATE LAST EMPLOYED 01-Jan-2022)	64,728.30	66,670.24	1,941.94	30,696.91	0.00	2,907.18	33,604.09
0000334024	*BUS OPERATOR	51,147.20	52,187.20	1,040.00	49,147.22	2,021.13	2,978.80	54,147.15
0000306368	MARKETING & SALES TEAM COORD	62,111.66	65,894.40	3,782.74	62,081.81	0.00	4,227.30	66,309.11
0000319624	*JOURNEYMAN RAIL CAR MECHANIC	56,180.80	57,324.80	1,144.00	61,693.90	8,510.30	225.00	70,429.20
0000324185	FOREMAN BUILDINGS SUPP EQUIP	56,180.80	62,628.80	6,448.00	62,114.91	8,311.21	1,089.32	71,515.44
0000346005	SYSTEM SAFETY COORDINATOR	75,973.04	80,600.26	4,627.22	79,247.53	0.00	0.00	79,247.53
0000303120	*BUS OPERATOR	51,667.20	52,707.20	1,040.00	49,036.77	14,666.54	0.00	63,703.31
0000334029	*PT BUS OPERATOR	0.00	0.00	0.00	27,393.00	0.00	260.85	27,653.85
0000305919	*JOURNEYMAN ET-RADIO MAINT	56,700.80	57,844.80	1,144.00	62,046.85	20,787.58	225.00	83,059.43
0000304139	*STATION AGENT	46,280.00	47,195.20	915.20	57,257.92	7,737.69	0.00	64,995.61
0000342247	TRANSIT POLICE OFFICER	45,947.20	51,188.80	5,241.60	43,971.04	35,918.65	11,097.40	90,987.09
0000337242	TRANSIT POLICE CORPORAL	62,878.40	67,371.20	4,492.80	64,397.31	26,620.08	7,000.80	98,018.19
0000304726	*BUS OPERATOR	51,147.20	52,187.20	1,040.00	56,901.45	12,726.43	0.00	69,627.88
0000347419	*JOURNEYMAN BUS TECHNICIAN (DATE LAST EMPLOYED 03-Jun-2022)	49,732.80	49,732.80	0.00	22,642.83	714.29	0.00	23,357.12
0000316272	*RAIL OPERATOR	51,147.20	52,187.20	1,040.00	57,518.66	16,414.24	3,376.24	77,309.14
0000304036	*JOURNEYMAN ET-RADIO MAINT	56,700.80	57,844.80	1,144.00	65,461.02	18,642.78	225.00	84,328.80
0000341335	*RAIL OPERATOR	43,659.20	48,380.80	4,721.60	50,777.48	10,521.83	0.00	61,299.31
0000340977	CJIT-CALL TAKER (DATE LAST EMPLOYED 20-Apr-2022)	39,707.20	42,161.60	2,454.40	22,261.35	615.77	3,482.27	26,359.39
0000339945	*BUS OPERATOR (DATE LAST EMPLOYED 22-Apr-2022)	47,424.00	48,380.80	956.80	39,727.70	10,023.80	3,130.24	52,881.74
0000344905	*BUS OPERATOR	39,894.40	44,532.80	4,638.40	40,266.53	6,782.36	3,057.22	50,106.11
0000310672	RAIL SYS SOFTWARE ENGINEER VI	98,324.98	104,313.30	5,988.32	102,097.09	0.00	0.00	102,097.09
0000344344	*BUS OPERATOR	39,894.40	44,532.80	4,638.40	44,291.02	7,855.76	0.00	52,146.78
0000345000	*BUS OPERATOR	36,171.20	40,705.60	4,534.40	43,735.10	31,413.55	2,018.32	77,166.97
0000346698	ACCOUNTANT II (DATE LAST EMPLOYED 04-May-2022)	56,650.36	56,650.36	0.00	38,646.52	0.00	2,669.55	41,316.07
0000347431	TRANSIT POLICE OFFICER	47,340.80	47,340.80	0.00	21,982.21	543.63	0.00	22,525.84
0000345281	TRACK ALLOCATION PROGRAM MGR	115,223.94	122,241.34	7,017.40	120,193.31	0.00	0.00	120,193.31
0000334246	*JOURNEYMAN RAIL CAR MECHANIC (DATE LAST EMPLOYED 07-Oct-2021)	56,180.80	56,180.80	0.00	20,185.40	486.18	0.00	20,671.58
0000347058	ELEV ESCALATOR SAFE INSPEC II (DATE LAST EMPLOYED 15-Apr-2022)	78,292.50	78,292.50	0.00	37,260.36	751.15	2,685.64	40,697.15
0000328735	TRANSIT POLICE OFFICER SPECIAL	62,878.40	67,371.20	4,492.80	68,910.79	18,358.59	0.00	87,269.38
0000328651	RESIDENT ENGINEER	89,657.36	99,874.06	10,216.70	96,268.67	0.00	6,074.84	102,343.51
0000326536	*RAIL OPERATOR	51,147.20	52,187.20	1,040.00	54,338.25	11,287.66	3,978.40	69,604.31
0000345497	IT BUSINESS RELATIONSHIP MGR (DATE LAST EMPLOYED 29-Jan-2022)	75,000.38	77,250.42	2,250.04	42,021.73	0.00	2,079.84	44,101.57

METROPOLITAN ATLANTA RAPID TRANSIT AUTHORITY (MARTA)
MARTOC REPORT

EE NUMBER	TITLE	FY 21	FY 22	DIFFERENCE +/-	REGULAR EARNINGS	OVERTIME EARNINGS	OTHER EARNINGS	TOTAL EARNINGS
		BASE SALARY	BASE SALARY					
0000319053	MGR BREEZE PRODUCTS	106,979.86	120,404.96	13,425.10	111,590.46	0.00	8,477.24	120,067.70
0000342757	SUPV BUS MAINTENANCE	57,262.40	60,777.60	3,515.20	60,620.21	9,111.13	0.00	69,731.34
0000345501	*BUS OPERATOR	36,171.20	40,705.60	4,534.40	42,682.66	8,135.24	0.00	50,817.90
0000346428	TRANSIT POLICE OFFICER (DATE LAST EMPLOYED 08-Apr-2022)	53,768.00	57,616.00	3,848.00	46,939.79	2,405.40	0.00	49,345.19
0000339785	SUPV PARKING SVC	42,471.00	45,084.00	2,613.00	38,087.16	272.39	4,039.20	42,398.75
0000318276	*BUS OPERATOR (DATE LAST EMPLOYED 01-May-2022)	51,147.20	52,187.20	1,040.00	42,508.98	8,252.26	0.00	50,761.24
0000323177	MGR ROOFING PROGRAM	112,169.98	126,164.48	13,994.50	121,122.07	0.00	13,461.60	134,583.67
0000302124	SR SAFETY OPS OFFICER BUS/RAIL	98,904.00	98,904.00	0.00	90,391.22	3,256.84	0.00	93,648.06
0000339163	*SERVICEPERSON I	39,166.40	39,956.80	790.40	26,169.78	593.15	0.00	26,762.93
0000302641	GEN SUPT BUS MAINT	73,065.20	92,597.18	19,531.98	83,178.13	0.00	3,790.51	86,968.64
0000322858	*RAIL OPERATOR	51,147.20	52,187.20	1,040.00	61,080.32	12,363.80	467.36	73,911.48
0000344863	*JOURNEYMAN ET-HVAC	53,227.20	55,536.00	2,308.80	56,930.53	5,322.88	225.00	62,478.41
0000344464	*BUS OPERATOR	39,894.40	44,532.80	4,638.40	44,061.26	16,670.10	685.13	61,416.49
0000341948	*JOURNEYMAN ELEC POWER ELECT	48,755.20	54,308.80	5,553.60	58,336.84	28,019.11	225.00	86,580.95
0000321491	*JOURNEYMAN ET-RAIL CAR MAINT	56,180.80	57,324.80	1,144.00	63,896.05	13,207.34	3,898.36	81,001.75
0000315324	*BUS OPERATOR	51,147.20	52,187.20	1,040.00	55,952.43	1,966.80	602.16	58,521.39
0000335637	SUPV PROTECTIVE SPECIALISTS	62,608.00	74,984.00	12,376.00	69,900.11	3,778.48	4,058.46	77,737.05
0000339365	ENVIRO HEALTH SAFETY COORD III	84,872.32	95,429.88	10,557.56	91,642.51	0.00	0.00	91,642.51
0000340574	TRANSIT POLICE OFFICER	51,708.80	57,616.00	5,907.20	47,112.99	17,694.84	11,645.80	76,453.63
0000333295	TECHNICAL WRITER	39,020.80	60,552.18	21,531.38	45,512.59	302.51	0.00	45,815.10
0000302114	*RAIL OPERATOR	51,667.20	52,707.20	1,040.00	56,626.95	20,709.82	0.00	77,336.77
0000319962	COST ANALYST	73,364.46	77,832.82	4,468.36	76,527.24	0.00	6,976.07	83,503.31
0000302257	*JOURNEYMAN OVERHAULER	56,700.80	57,844.80	1,144.00	60,531.55	3,077.00	225.00	63,833.55
0000321431	SYSTEMS ADMINISTRATOR IOC	101,806.38	108,006.60	6,200.22	98,519.96	0.00	20,562.85	119,082.81
0000335921	*BUS OPERATOR	51,147.20	52,187.20	1,040.00	56,459.66	24,961.08	4,507.03	85,927.77
0000334707	*RAIL OPERATOR	51,147.20	52,187.20	1,040.00	53,046.65	8,466.65	4,371.85	65,885.15
0000305232	*JOURNEYMAN AUTOMOTIVE TECH	56,700.80	57,844.80	1,144.00	60,761.19	103.06	225.00	61,089.25
0000322372	*BUS OPERATOR	51,147.20	52,187.20	1,040.00	52,178.25	9,083.34	4,958.00	66,219.59
0000335802	*BUS OPERATOR	51,147.20	52,187.20	1,040.00	56,146.58	17,583.51	1,504.91	75,235.00
0000345003	FIELD INSPECTOR II	52,767.00	56,004.00	3,237.00	55,824.85	5,884.45	0.00	61,709.30
0000332448	*JOURNEYMAN TRACK MAINTAINER	54,433.60	57,324.80	2,891.20	38,589.72	3,016.45	0.00	41,606.17
0000337378	*RAIL STATION CLEANER	34,964.80	35,672.00	707.20	36,449.56	10,903.08	3,295.08	50,647.72
0000343147	DIR DIGITAL MEDIA	116,000.04	123,064.76	7,064.72	120,979.33	0.00	0.00	120,979.33
0000315213	TRANSIT POLICE CORPORAL	62,878.40	67,371.20	4,492.80	69,722.96	16,910.33	3,786.80	90,420.09
0000339844	ACCOUNTING SPECIALIST II	33,286.50	41,281.50	7,995.00	35,139.27	381.06	0.00	35,520.33

METROPOLITAN ATLANTA RAPID TRANSIT AUTHORITY (MARTA)
MARTOC REPORT

EE NUMBER	TITLE	FY 21 BASE SALARY	FY 22 BASE SALARY	DIFFERENCE +/-	REGULAR EARNINGS	OVERTIME EARNINGS	OTHER EARNINGS	TOTAL EARNINGS
0000327755	TRANSIT POLICE OFFICER	60,465.60	64,771.20	4,305.60	58,395.34	1,014.70	6,463.13	65,873.17
0000337457	*JOURNEYMAN ET-RADIO MAINT	56,180.80	57,324.80	1,144.00	61,802.24	45,885.48	225.00	107,912.72
0000342601	*BUS OPERATOR	43,659.20	48,380.80	4,721.60	50,300.69	15,324.04	0.00	65,624.73
0000347115	CONTRACT PROFESSIONAL	0.00	0.00	0.00	24,592.05	83.28	0.00	24,675.33
0000322237	SUPV CAR REPAIR INSPECTION (DATE LAST EMPLOYED 19-Nov-2021)	60,736.00	62,566.40	1,830.40	21,025.36	1,009.52	8,963.84	30,998.72
0000304963	*RAIL OPERATOR	51,667.20	52,707.20	1,040.00	56,440.46	13,162.00	3,253.23	72,855.69
0000330684	*BUS OPERATOR	51,147.20	52,187.20	1,040.00	57,192.36	25,643.24	1,601.76	84,437.36
0000337962	*JOURNEYMAN ET-COMPUTER MAINT	56,180.80	57,324.80	1,144.00	63,378.61	25,095.97	225.00	88,699.58
0000342489	DIVISION DISPATCHER	37,752.00	54,912.00	17,160.00	47,054.45	16,744.94	0.00	63,799.39
0000339744	*SERVICEPERSON I	39,166.40	39,956.80	790.40	44,563.53	6,499.04	0.00	51,062.57
0000335501	*BUS OPERATOR	51,147.20	52,187.20	1,040.00	57,831.00	11,118.02	0.00	68,949.02
0000347709	TRANSIT SYSTEM PROJECT PLANNER	95,000.10	95,000.10	0.00	21,923.11	0.00	0.00	21,923.11
0000330987	SUPV RAIL LINE	58,968.00	62,587.20	3,619.20	63,116.92	30,840.93	4,779.20	98,737.05
0000302480	SYSTEM SAFETY COORDINATOR	83,018.52	90,529.66	7,511.14	87,924.26	0.00	11,703.97	99,628.23
0000305233	CONTRACT PROFESSIONAL	0.00	0.00	0.00	53,982.83	12,589.26	0.00	66,572.09
0000335189	*JOURNEYMAN ET-RADIO MAINT	56,180.80	57,324.80	1,144.00	59,259.10	40,158.16	1,547.88	100,965.14
0000305750	*BUS OPERATOR	51,147.20	52,707.20	1,560.00	37,789.15	13,090.99	0.00	50,880.14
0000306406	MATERIALS PERFORMANCE ANALYST	63,256.18	67,108.60	3,852.42	65,982.53	0.00	4,899.94	70,882.47
0000303467	*BUS OPERATOR (DATE LAST EMPLOYED 01-Jan-2022)	51,667.20	51,667.20	0.00	27,475.59	2,816.14	1,391.04	31,682.77
0000336891	*JOURNEYMAN ET-TRAIN CONTROL	56,180.80	57,324.80	1,144.00	63,168.26	32,763.31	225.00	96,156.57
0000302949	GEN SUPT RAIL CAR MAINTENANCE	95,133.74	100,927.58	5,793.84	97,316.83	0.00	14,098.97	111,415.80
0000346745	*SERVICEPERSON I	38,272.00	38,272.00	0.00	31,364.25	638.64	0.00	32,002.89
0000328473	SUPV RAIL LINE	58,968.00	62,587.20	3,619.20	48,501.66	16,235.40	3,639.84	68,376.90
0000344320	SUPV BUS MAINTENANCE	57,262.40	58,988.80	1,726.40	61,025.24	11,937.10	0.00	72,962.34
0000331374	CJIT-CALL TAKER	42,140.80	44,720.00	2,579.20	42,251.34	17,675.67	8,076.25	68,003.26
0000335925	SAFETY DATA ANALYST	67,108.86	71,196.06	4,087.20	70,001.54	0.00	4,317.51	74,319.05
0000302399	TRANSIT POLICE LIEUTENANT	82,347.20	94,036.80	11,689.60	91,568.13	11,216.05	12,234.00	115,018.18
0000345092	*JOURNEYMAN BUS TECHNICIAN	51,771.20	53,352.00	1,580.80	56,229.64	14,480.23	225.00	70,934.87
0000320427	MOBILITY CUSTOMER CARE REP	40,930.50	43,426.50	2,496.00	41,387.23	1,050.05	2,153.20	44,590.48
0000346643	SR ENTERPRISE SECUR ENGINEER	98,838.48	98,838.48	0.00	82,526.39	0.00	0.00	82,526.39
0000347169	SECURITY TECHNICIAN	60,112.00	60,112.00	0.00	36,720.00	0.00	0.00	36,720.00
0000329573	FOREMAN BUILDINGS SUPP EQUIP	56,180.80	64,521.60	8,340.80	62,551.92	10,811.69	225.00	73,588.61
0000315081	*JOURNEYMAN RAIL CAR MECHANIC (DATE LAST EMPLOYED 01-Apr-2022)	56,180.80	57,324.80	1,144.00	64,496.37	863.43	225.00	65,584.80
0000340398	*JOURNEYMAN TRACK MAINTAINER	54,433.60	57,324.80	2,891.20	23,821.54	124.02	2,093.60	26,039.16

MARTOC REPORT

EE NUMBER	TITLE	FY 21	FY 22	DIFFERENCE	REGULAR	OVERTIME	OTHER	TOTAL
		BASE SALARY	BASE SALARY	+/-	EARNINGS	EARNINGS	EARNINGS	EARNINGS
0000302798	*BUS OPERATOR	51,667.20	52,707.20	1,040.00	52,234.04	7,072.02	5,012.00	64,318.06
0000346423	*HOSTLER JUNIOR APPRENTICE (DATE LAST EMPLOYED 25-Feb-2022)	48,755.20	38,521.60	-10,233.60	31,802.29	8,236.13	0.00	40,038.42
0000347081	SECURITY TECHNICIAN	60,112.00	60,112.00	0.00	38,613.38	0.00	0.00	38,613.38
0000338116	SAFETY OPERATIONAL OFFICER (DATE LAST EMPLOYED 04-Mar-2022)	72,774.00	82,933.50	10,159.50	54,996.27	2,284.32	11,645.57	68,926.16
0000303115	*REVENUE AGENT	51,376.00	52,395.20	1,019.20	54,743.91	446.45	988.00	56,178.36
0000315387	*MATERIAL CONTROLLER LEAD	53,747.20	54,828.80	1,081.60	55,568.00	77.52	4,555.28	60,200.80
0000304974	*BUS OPERATOR	51,667.20	52,707.20	1,040.00	57,328.72	25,807.61	0.00	83,136.33
0000309687	*BUS OPERATOR	51,147.20	52,187.20	1,040.00	56,077.52	2,060.03	786.88	58,924.43
0000303470	SUPV RAIL LINE	51,147.20	60,756.80	9,609.60	60,774.27	11,678.48	0.00	72,452.75
0000346561	SAFETY OPERATIONAL OFFICER	85,429.50	85,429.50	0.00	76,020.89	404.60	0.00	76,425.49
0000339200	*BUS OPERATOR	47,424.00	48,380.80	956.80	42,670.02	12,412.26	0.00	55,082.28
0000304445	*JOURNEYMAN OVERHAULER	56,700.80	57,844.80	1,144.00	62,836.87	12,758.65	225.00	75,820.52
0000320946	SUPV RAIL LINE	63,169.60	67,038.40	3,868.80	65,376.92	18,872.67	7,151.20	91,400.79
0000347166	*BUS OPERATOR	36,899.20	36,899.20	0.00	25,589.81	4,577.62	0.00	30,167.43
0000336755	TRANSIT POLICE OFFICER SPECIAL	55,931.20	62,296.00	6,364.80	45,514.13	21,370.09	14,050.60	80,934.82
0000344331	SCADA ENGINEER	92,742.52	98,391.02	5,648.50	96,740.99	0.00	10,387.27	107,128.26
0000305580	*STATION AGENT	39,686.40	39,624.00	-62.40	43,482.84	563.22	155.68	44,201.74
0000327674	*JOURNEYMAN RAIL CAR MECHANIC	56,180.80	57,324.80	1,144.00	61,263.35	14,329.04	225.00	75,817.39
0000331190	*JOURNEYMAN SUPPORT EQUIPMENT	56,180.80	57,324.80	1,144.00	44,633.43	8,576.38	665.96	53,875.77
0000342925	CONTRACT PROFESSIONAL	0.00	0.00	0.00	40,330.47	1,358.22	0.00	41,688.69
0000324310	SUPV CAR REPAIR INSPECTION	62,608.00	66,456.00	3,848.00	64,585.33	9,064.15	9,092.76	82,742.24
0000339440	TRANSIT POLICE OFFICER	49,691.20	55,390.40	5,699.20	47,743.74	13,115.94	8,609.55	69,469.23
0000343974	*JOURNEYMAN BUS TECHNICIAN	52,291.20	54,308.80	2,017.60	55,571.28	1,996.60	225.00	57,792.88
0000316722	*BUS OPERATOR	51,147.20	52,187.20	1,040.00	58,115.51	26,493.24	0.00	84,608.75
0000344920	TRANSIT POLICE OFFICER	31,200.00	49,233.60	18,033.60	44,677.18	716.94	2,067.56	47,461.68
0000344649	*JOURNEYMAN BUS TECHNICIAN	51,771.20	54,142.40	2,371.20	57,238.80	19,303.36	225.00	76,767.16
0000337372	*RAIL STATION CLEANER	34,964.80	35,672.00	707.20	40,673.82	8,238.00	0.00	48,911.82
0000332356	SUPV BUS TRANSPORTATION (DATE LAST EMPLOYED 01-Jun-2022)	62,379.20	64,251.20	1,872.00	38,436.75	3,086.53	7,166.48	48,689.76
0000320618	*BUS OPERATOR (DATE LAST EMPLOYED 01-Mar-2022)	51,147.20	52,187.20	1,040.00	34,105.57	5,199.02	2,828.50	42,133.09
0000302700	*JOURNEYMAN RAIL CAR MECHANIC	56,700.80	57,844.80	1,144.00	53,315.23	0.00	9,810.00	63,125.23
0000328636	SR SAFETY OPS OFFICER BUS/RAIL	72,587.84	92,956.50	20,368.66	89,425.93	2,493.36	8,830.89	100,750.18
0000340776	*BUS OPERATOR	43,659.20	48,380.80	4,721.60	33,385.73	7,954.92	1,857.12	43,197.77
0000330236	*JOURNEYMAN SUPPORT EQUIPMENT	56,180.80	57,324.80	1,144.00	60,358.03	3,759.15	225.00	64,342.18
0000341873	TRANSIT POLICE OFFICER	49,691.20	55,390.40	5,699.20	54,523.09	2,556.54	2,609.74	59,689.37

METROPOLITAN ATLANTA RAPID TRANSIT AUTHORITY (MARTA)
MARTOC REPORT

EE NUMBER	TITLE	FY 21	FY 22	DIFFERENCE +/-	REGULAR EARNINGS	OVERTIME EARNINGS	OTHER EARNINGS	TOTAL EARNINGS
		BASE SALARY	BASE SALARY					
0000333108	TRANSIT POLICE OFFICER	53,768.00	59,904.00	6,136.00	56,774.42	505.32	2,504.00	59,783.74
0000316415	*BUS OPERATOR	51,147.20	52,187.20	1,040.00	35,694.46	138.33	4,238.12	40,070.91
0000346255	*JOURNEYMAN BUS TECHNICIAN	48,755.20	52,811.20	4,056.00	51,804.84	1,992.94	225.00	54,022.78
0000331583	*BUS OPERATOR	51,147.20	52,187.20	1,040.00	52,274.71	3,178.65	0.00	55,453.36
0000344405	*BUS OPERATOR (DATE LAST EMPLOYED 01-Jul-2022)	39,894.40	44,532.80	4,638.40	31,873.29	3,753.00	1,700.86	37,327.15
0000345816	*BUS OPERATOR	36,171.20	40,705.60	4,534.40	41,930.84	9,170.98	714.31	51,816.13
0000306625	*RAIL OPERATOR	51,667.20	52,707.20	1,040.00	50,770.44	5,646.28	4,789.28	61,206.00
0000343676	*BUS OPERATOR	39,894.40	44,532.80	4,638.40	42,244.81	6,737.44	1,255.05	50,237.30
0000329154	*CUSTOMER INFORMATION OPERATOR (DATE LAST EMPLOYED 18-Feb-2022)	39,020.80	39,811.20	790.40	29,552.06	900.50	0.00	30,452.56
0000334390	*STATION AGENT	45,760.00	46,675.20	915.20	45,229.44	1,561.56	1,752.30	48,543.30
0000343887	*BUS OPERATOR	39,894.40	44,532.80	4,638.40	37,804.89	1,713.94	3,355.28	42,874.11
0000331639	FOREMAN COMPUTER MAINTENANCE	60,756.80	64,480.00	3,723.20	66,901.37	19,973.24	0.00	86,874.61
0000345429	TRANSIT POLICE OFFICER	40,851.20	47,340.80	6,489.60	46,519.39	2,079.27	0.00	48,598.66
0000339802	*JOURNEYMAN BUS TECHNICIAN	53,227.20	56,451.20	3,224.00	60,821.92	27,115.89	225.00	88,162.81
0000309725	*BUS OPERATOR	39,894.40	44,532.80	4,638.40	51,086.07	31,764.59	0.00	82,850.66
0000324636	*JOURNEYMAN TRACK MAINTAINER	56,180.80	57,324.80	1,144.00	63,349.34	15,269.92	0.00	78,619.26
0000341958	*JOURNEYMAN ET-TRAIN CONTROL	48,755.20	49,732.80	977.60	58,688.16	3,305.05	225.00	62,218.21
0000304032	*JOURNEYMAN RAIL CAR MECHANIC	56,700.80	57,844.80	1,144.00	66,415.79	245.34	225.00	66,886.13
0000346685	E LEARNING SPECIALIST	66,572.22	66,572.22	0.00	48,941.41	0.00	1,024.20	49,965.61
0000332577	FIELD INSPECTOR II	59,436.00	63,082.50	3,646.50	60,148.61	3,827.27	5,898.69	69,874.57
0000316336	*RAIL STATION CLEANER	34,964.80	35,672.00	707.20	35,482.58	6,260.81	916.16	42,659.55
0000345795	*BUS OPERATOR	36,171.20	40,705.60	4,534.40	32,101.90	4,126.65	156.56	36,385.11
0000303517	DISPATCHER RADIO COMMUNICATION	60,548.80	64,251.20	3,702.40	62,267.59	1,393.77	3,538.82	67,200.18
0000304120	*BUS OPERATOR	51,667.20	52,707.20	1,040.00	55,073.68	10,009.90	4,411.84	69,495.42
0000346888	*BUS OPERATOR (DATE LAST EMPLOYED 18-Apr-2022)	36,899.20	36,899.20	0.00	23,325.48	4,025.66	0.00	27,351.14
0000318123	*BUS OPERATOR	51,147.20	52,187.20	1,040.00	49,236.20	10,593.20	0.00	59,829.40
0000337288	*BUS OPERATOR	51,147.20	52,187.20	1,040.00	40,230.50	18,841.08	0.00	59,071.58
0000337531	*BUS OPERATOR	51,147.20	52,187.20	1,040.00	57,173.55	8,011.08	0.00	65,184.63
0000316211	MGR SUPPLIER DIVERSITY (DATE LAST EMPLOYED 01-May-2022)	89,314.16	94,753.62	5,439.46	80,408.76	0.00	12,800.49	93,209.25
0000341882	*BUS OPERATOR	43,659.20	48,380.80	4,721.60	46,779.96	20,149.60	3,190.48	70,120.04
0000341912	TRANSIT POLICE OFFICER	45,947.20	51,188.80	5,241.60	41,430.40	21,369.47	10,539.02	73,338.89
0000306483	RAIL SERVICES CONTROLLER (DATE LAST EMPLOYED 01-Jul-2022)	82,867.20	87,942.40	5,075.20	87,130.84	14,711.78	6,975.32	108,817.94
0000320085	*BUS OPERATOR	51,147.20	52,187.20	1,040.00	40,674.66	1,886.90	3,848.68	46,410.24
0000316697	*BUS DISPATCHER (BLOCKOUT)	49,504.00	51,792.00	2,288.00	26,261.32	1,676.11	3,370.08	31,307.51

MARTOC REPORT

EE NUMBER	TITLE	FY 21	FY 22	DIFFERENCE	REGULAR	OVERTIME	OTHER	TOTAL
		BASE SALARY	BASE SALARY	+/-	EARNINGS	EARNINGS	EARNINGS	EARNINGS
0000346361	SR TECHNICAL SERVICES ENGINEER	90,000.04	92,700.14	2,700.10	91,129.16	0.00	0.00	91,129.16
0000317823	*SERVICEPERSON I	39,166.40	39,956.80	790.40	42,874.29	9,254.28	1,524.64	53,653.21
0000326150	GEN SUPT RAIL LINE (DATE LAST EMPLOYED 01-Aug-2022)	92,094.86	94,857.88	2,763.02	93,371.11	0.00	11,504.80	104,875.91
0000345775	*JOURNEYMAN TRACK MAINTAINER	48,755.20	54,308.80	5,553.60	56,960.69	14,710.02	0.00	71,670.71
0000303223	CONTRACT SERVICES INSPECTOR	48,276.80	51,230.40	2,953.60	50,784.40	2,869.20	4,648.32	58,301.92
0000317594	*SERVICEPERSON I	39,166.40	39,956.80	790.40	42,720.72	676.32	0.00	43,397.04
0000303462	*RAIL OPERATOR	51,667.20	52,707.20	1,040.00	56,297.85	1,245.50	0.00	57,543.35
0000304091	*BUS OPERATOR (DATE LAST EMPLOYED 01-Jan-2022)	51,667.20	51,667.20	0.00	26,384.33	77.51	2,384.64	28,846.48
0000328130	*PT BUS OPERATOR	0.00	0.00	0.00	23,557.38	0.00	0.00	23,557.38
0000303180	*SERVICEPERSON II	39,686.40	40,476.80	790.40	43,627.11	314.83	0.00	43,941.94
0000346430	*SERVICEPERSON I (DATE LAST EMPLOYED 14-Jun-2022)	35,484.80	38,272.00	2,787.20	29,133.56	1,287.90	0.00	30,421.46
0000327291	*RAIL OPERATOR	51,147.20	52,187.20	1,040.00	46,845.56	3,535.18	1,585.76	51,966.50
0000338677	*SERVICEPERSON V	53,060.80	54,142.40	1,081.60	44,642.21	3,271.25	1,640.96	49,554.42
0000303590	MGR STRATEGIC PERFORMANCE	107,690.96	114,249.46	6,558.50	112,333.99	0.00	4,266.22	116,600.21
0000333631	TRANSIT POLICE OFFICER SPECIAL	62,878.40	70,075.20	7,196.80	70,023.59	21,433.30	7,677.60	99,134.49
0000302577	MAINTENANCE PLANNER FACILITIES	63,772.80	67,662.40	3,889.60	66,769.61	789.50	7,004.60	74,563.71
0000345030	PRINCIPAL PLANNER/PROJ SCHED (DATE LAST EMPLOYED 12-Nov-2021)	96,000.06	98,880.08	2,880.02	39,822.21	0.00	10,123.80	49,946.01
0000308175	PROJECT ENG SURVEY PROGRAMS	84,627.66	89,781.64	5,153.98	73,524.28	0.00	14,751.44	88,275.72
0000346085	*JOURNEYMAN BUS TECHNICIAN	48,755.20	52,811.20	4,056.00	47,752.27	1,297.88	428.12	49,478.27
0000346914	*SERVICEPERSON I	38,272.00	38,272.00	0.00	27,085.16	208.92	0.00	27,294.08
0000323250	*BUS OPERATOR	51,147.20	52,187.20	1,040.00	47,092.85	6,924.02	4,576.56	58,593.43
0000337169	TRANSIT POLICE OFFICER	59,904.00	59,904.00	0.00	13,720.20	17,626.20	11,520.00	42,866.40
0000338404	*BUS OPERATOR	47,424.00	52,187.20	4,763.20	39,257.09	2,920.26	2,917.52	45,094.87
0000346055	RECRUITING OFFICER II	60,000.20	60,000.20	0.00	52,525.27	3,948.00	0.00	56,473.27
0000340158	CAPITAL PROGRAM MANAGER	112,000.20	118,821.30	6,821.10	116,439.66	0.00	0.00	116,439.66
0000343765	*JOURNEYMAN BUS TECHNICIAN	52,291.20	54,308.80	2,017.60	43,243.34	237.23	225.00	43,705.57
0000323003	SR TECHNICAL SERVICES ENGINEER	101,296.52	107,465.80	6,169.28	105,661.70	0.00	802.59	106,464.29
0000345740	*BUS OPERATOR	36,171.20	40,705.60	4,534.40	39,639.60	8,445.32	0.00	48,084.92
0000343707	TALENT MANAGEMENT SPEC III (DATE LAST EMPLOYED 30-Nov-2021)	64,633.14	66,572.22	1,939.08	29,711.58	0.00	2,314.33	32,025.91
0000338327	*BUS OPERATOR (DATE LAST EMPLOYED 02-Mar-2022)	51,147.20	52,187.20	1,040.00	43,517.18	6,623.56	401.44	50,542.18
0000346469	*BUS OPERATOR	36,899.20	36,899.20	0.00	35,432.89	5,242.76	0.00	40,675.65
0000321070	*JOURNEYMAN AA BUS TECHNICIAN	56,180.80	57,324.80	1,144.00	64,832.49	10,534.58	225.00	75,592.07
0000336074	FOREMAN COMMUNICATION	60,756.80	64,480.00	3,723.20	66,788.15	12,319.52	0.00	79,107.67
0000304891	*BUS OPERATOR	51,667.20	52,707.20	1,040.00	57,913.20	31,797.51	0.00	89,710.71

METROPOLITAN ATLANTA RAPID TRANSIT AUTHORITY (MARTA)
MARTOC REPORT

EE NUMBER	TITLE	FY 21	FY 22	DIFFERENCE +/-	REGULAR EARNINGS	OVERTIME EARNINGS	OTHER EARNINGS	TOTAL EARNINGS
		BASE SALARY	BASE SALARY					
0000319164	DISPATCHER-RAIL TRANSPORTATION (DATE LAST EMPLOYED 09-May-2022)	60,028.80	61,838.40	1,809.60	34,772.21	0.00	4,736.89	39,509.10
0000303165	SUPT RAIL CAR MAINT (DATE LAST EMPLOYED 01-Nov-2021)	78,801.84	81,166.02	2,364.18	29,566.13	0.00	8,313.07	37,879.20
0000345798	CHF FINANCIAL OFFICER	280,000.24	288,400.32	8,400.08	304,711.45	0.00	0.00	304,711.45
0000331716	*JOURNEYMAN RAIL CAR MECHANIC	56,180.80	57,324.80	1,144.00	60,120.87	205.06	225.00	60,550.93
0000345709	*JOURNEYMAN ET-RADIO MAINT	52,811.20	54,308.80	1,497.60	58,588.39	14,622.23	450.00	73,660.62
0000344252	*BUS OPERATOR	39,894.40	44,532.80	4,638.40	27,292.60	3,318.09	153.44	30,764.13
0000342977	*BUS OPERATOR (DATE LAST EMPLOYED 21-Feb-2022)	39,894.40	44,532.80	4,638.40	35,082.59	10,626.72	0.00	45,709.31
0000320236	*DYNAMOMETER OPERATOR	56,180.80	57,324.80	1,144.00	61,747.66	18,364.33	225.00	80,336.99
0000339070	*BUS OPERATOR	47,424.00	52,187.20	4,763.20	48,282.09	7,749.41	1,844.93	57,876.43
0000333783	*BUS OPERATOR	51,147.20	52,187.20	1,040.00	59,132.63	11,818.56	0.00	70,951.19
0000344163	*BUS OPERATOR	39,894.40	44,532.80	4,638.40	45,083.36	8,900.67	0.00	53,984.03
0000303711	FOREMAN CUSTODIAL SERVICES (DATE LAST EMPLOYED 31-Aug-2021)	55,764.80	57,449.60	1,684.80	25,364.11	0.00	589.14	25,953.25
0000321038	*JOURNEYMAN OVERHAULER	56,180.80	57,324.80	1,144.00	60,457.07	10,059.08	1,327.40	71,843.55
0000317663	TRANSIT POLICE OFFICER SPECIAL	62,878.40	67,371.20	4,492.80	49,201.01	60,278.71	27,234.33	136,714.05
0000318885	*BUS OPERATOR	51,147.20	52,187.20	1,040.00	52,625.42	21,236.32	4,245.65	78,107.39
0000316037	*JOURNEYMAN ET-RADIO MAINT	56,180.80	57,324.80	1,144.00	53,932.02	0.00	2,385.80	56,317.82
0000304500	SUPV COMMUNICATIONS IOC	56,908.80	60,403.20	3,494.40	59,900.72	2,768.50	6,665.88	69,335.10
0000330688	*BUS OPERATOR	51,147.20	52,187.20	1,040.00	57,625.05	18,660.63	0.00	76,285.68
0000346714	*JOURNEYMAN ET-RADIO MAINT (DATE LAST EMPLOYED 07-Feb-2022)	49,732.80	49,732.80	0.00	21,443.53	843.84	0.00	22,287.37
0000343229	*BUS OPERATOR	39,894.40	44,532.80	4,638.40	44,681.55	6,585.86	2,381.01	53,648.42
0000346756	CONTRACT EMP PT POLICE OFFICER	0.00	0.00	0.00	40,521.77	11,471.63	1,699.50	53,692.90
0000303971	ACCOUNTING & TRAVEL COORD	56,472.00	59,923.50	3,451.50	58,913.33	0.00	6,779.25	65,692.58
0000335854	*RAIL STATION CLEANER	34,964.80	35,672.00	707.20	33,730.14	2,440.72	2,627.92	38,798.78
0000318561	*BUS OPERATOR	51,147.20	52,187.20	1,040.00	55,904.38	11,181.06	0.00	67,085.44
0000304787	*BUS OPERATOR	51,667.20	52,707.20	1,040.00	60,030.30	23,153.85	0.00	83,184.15
0000333185	TRANSIT POLICE OFFICER	58,156.80	64,771.20	6,614.40	56,519.15	33,676.47	8,438.94	98,634.56
0000323601	*BUS OPERATOR	51,147.20	52,187.20	1,040.00	41,603.85	3,031.12	393.44	45,028.41
0000337377	*RAIL OPERATOR	51,147.20	52,187.20	1,040.00	55,395.09	10,248.89	2,384.64	68,028.62
0000338900	SR RECRUITER	76,141.00	73,434.66	-2,706.34	72,469.95	0.00	5,566.56	78,036.51
0000303786	*JOURNEYMAN RAIL CAR MECHANIC	56,700.80	57,844.80	1,144.00	67,426.87	10,665.92	225.00	78,317.79
0000304951	*JOURNEYMAN AA BUS TECHNICIAN	56,700.80	57,844.80	1,144.00	60,210.44	1,403.16	225.00	61,838.60
0000324782	SUPV BUS TRANSPORTATION	70,082.22	66,185.60	-3,896.62	67,315.71	7,205.74	3,253.19	77,774.64
0000337935	*RAIL OPERATOR	51,147.20	52,187.20	1,040.00	38,507.73	10,169.60	200.72	48,878.05
0000333407	*BUS OPERATOR	51,147.20	52,187.20	1,040.00	56,355.02	2,221.78	0.00	58,576.80

METROPOLITAN ATLANTA RAPID TRANSIT AUTHORITY (MARTA)
MARTOC REPORT

EE NUMBER	TITLE	FY 21	FY 22	DIFFERENCE +/-	REGULAR EARNINGS	OVERTIME EARNINGS	OTHER EARNINGS	TOTAL EARNINGS
		BASE SALARY	BASE SALARY					
0000335639	TRANSIT POLICE OFFICER	60,465.60	64,771.20	4,305.60	51,995.87	38,083.56	20,216.81	110,296.24
0000315268	CUSTOMER CARE FIELD REP	45,727.50	48,535.50	2,808.00	47,703.59	0.00	966.40	48,669.99
0000344086	ARCHITECT VI	94,000.14	99,725.08	5,724.94	93,976.11	0.00	361.54	94,337.65
0000322144	*BUS OPERATOR	51,147.20	52,187.20	1,040.00	55,672.32	7,480.03	0.00	63,152.35
0000332072	*BUS OPERATOR	51,147.20	52,187.20	1,040.00	56,629.71	15,509.77	983.60	73,123.08
0000346505	TEST ENGINEER	94,760.38	94,760.38	0.00	89,383.32	0.00	0.00	89,383.32
0000343470	*BUS OPERATOR	39,894.40	44,532.80	4,638.40	44,582.00	11,478.38	0.00	56,060.38
0000341698	*BUS OPERATOR	43,659.20	48,380.80	4,721.60	51,245.85	23,201.29	0.00	74,447.14
0000321031	*BUS OPERATOR (DATE LAST EMPLOYED 01-Jun-2022)	51,147.20	52,187.20	1,040.00	47,963.04	8,119.21	0.00	56,082.25
0000332248	*BUS OPERATOR	51,147.20	52,187.20	1,040.00	52,949.62	17,598.51	3,372.24	73,920.37
0000334794	*BUS OPERATOR	51,147.20	52,187.20	1,040.00	56,868.40	17,632.16	0.00	74,500.56
0000344467	*BUS OPERATOR	39,894.40	44,532.80	4,638.40	34,492.72	3,981.55	2,301.91	40,776.18
0000303044	CONTRACT INSTRUCTOR	0.00	0.00	0.00	22,410.08	9,660.42	0.00	32,070.50
0000347320	*JOURNEYMAN BUS TECHNICIAN	49,732.80	49,732.80	0.00	26,679.08	2,928.82	0.00	29,607.90
0000304666	*RAIL OPERATOR (DATE LAST EMPLOYED 15-Aug-2022)	51,667.20	52,707.20	1,040.00	57,709.27	19,379.35	0.00	77,088.62
0000332653	*RAIL OPERATOR	51,147.20	52,187.20	1,040.00	39,009.13	7,204.24	0.00	46,213.37
0000316463	*BUS OPERATOR	51,147.20	52,187.20	1,040.00	55,403.81	20,034.46	3,769.68	79,207.95
0000346502	PROTECTIVE SPEC POLICE CADET	42,848.00	42,848.00	0.00	30,594.72	11,556.60	9,579.00	51,730.32
0000318680	*BUS OPERATOR	51,147.20	52,187.20	1,040.00	55,836.93	11,747.69	3,962.40	71,547.02
0000343573	*BUS OPERATOR	39,894.40	44,532.80	4,638.40	49,214.76	22,002.85	0.00	71,217.61
0000333674	*BUS OPERATOR	51,147.20	52,187.20	1,040.00	46,498.27	1,799.68	4,588.56	52,886.51
0000315120	DIVISION DISPATCHER (DATE LAST EMPLOYED 19-Nov-2021)	62,379.20	64,251.20	1,872.00	21,724.96	61.78	5,756.92	27,543.66
0000318105	TRANSIT POLICE OFFICER SPECIAL	62,878.40	67,371.20	4,492.80	67,381.97	6,740.21	11,136.50	85,258.68
0000305292	GEN SUPT BUS MAINT	76,581.44	92,597.18	16,015.74	85,124.76	0.00	5,856.58	90,981.34
0000329225	TRANSIT POLICE SERGEANT	72,758.40	77,209.60	4,451.20	64,507.99	58,623.70	15,441.92	138,573.61
0000335629	QUALITY CONTROL INSPECTOR	60,742.50	64,467.00	3,724.50	63,378.15	0.00	0.00	63,378.15
0000329791	RESIDENT ENGINEER	96,581.16	107,586.44	11,005.28	103,289.09	0.00	413.80	103,702.89
0000327039	*JOURNEYMAN ET-RAIL CAR MAINT (DATE LAST EMPLOYED 01-Jul-2022)	56,180.80	57,324.80	1,144.00	56,512.08	1,975.11	4,309.50	62,796.69
0000347422	PROTECTIVE SPEC POLICE CADET	42,848.00	42,848.00	0.00	11,742.00	10,073.40	8,034.00	29,849.40
0000302125	SUPT RAIL CAR MAINT (DATE LAST EMPLOYED 01-Jul-2022)	81,116.62	86,056.88	4,940.26	84,633.26	0.00	3,374.16	88,007.42
0000343066	*BUS OPERATOR	39,894.40	44,532.80	4,638.40	45,864.31	5,245.32	986.81	52,096.44
0000316113	*BUS OPERATOR	51,147.20	52,187.20	1,040.00	58,610.07	4,567.30	0.00	63,177.37
0000320159	*STATION AGENT	45,760.00	46,675.20	915.20	48,582.40	1,953.60	0.00	50,536.00
0000303406	MOBILITY SUPPORT SVCS PGM MGR	85,789.34	91,014.04	5,224.70	89,488.65	0.00	12,443.37	101,932.02

MARTOC REPORT

EE NUMBER	TITLE	FY 21	FY 22	DIFFERENCE	REGULAR	OVERTIME	OTHER	TOTAL
		BASE SALARY	BASE SALARY	+/-	EARNINGS	EARNINGS	EARNINGS	EARNINGS
0000337364	TRANSIT POLICE OFFICER	53,768.00	59,904.00	6,136.00	57,601.18	3,393.36	0.00	60,994.54
0000344609	CONTRACT EMP PT	0.00	0.00	0.00	23,319.72	469.42	0.00	23,789.14
0000342885	*BUS OPERATOR	39,894.40	44,532.80	4,638.40	36,710.85	3,021.72	3,354.00	43,086.57
0000333245	CUSTOMER SVC SOCIAL MEDIA SPEC	56,908.80	65,687.18	8,778.38	64,456.42	273.60	3,666.20	68,396.22
0000334883	MOBILITY CUSTOMER CARE REP (DATE LAST EMPLOYED 28-Apr-2022)	40,930.50	43,426.50	2,496.00	30,274.82	6,291.54	8,498.08	45,064.44
0000317821	PROTECTIVE SPEC POLICE CADET	31,200.00	42,848.00	11,648.00	35,808.00	1,575.90	2,472.00	39,855.90
0000305702	*JOURNEYMAN TRACK WALKER	56,700.80	57,844.80	1,144.00	58,537.60	5,883.87	2,748.00	67,169.47
0000341963	*JOURNEYMAN ELEC POWER ELECT	48,755.20	54,308.80	5,553.60	57,741.65	20,840.77	225.00	78,807.42
0000306204	CONTRACT PROFESSIONAL	0.00	0.00	0.00	39,242.43	251.05	0.00	39,493.48
0000334972	*BUS OPERATOR	51,147.20	52,187.20	1,040.00	50,682.92	8,789.73	2,485.00	61,957.65
0000303518	MAINTENANCE PLANNER BUS	60,424.00	64,708.80	4,284.80	67,469.45	24,835.44	3,958.51	96,263.40
0000322156	ACCOUNTING SYSTEMS/PROJECT MGR	92,488.50	114,249.46	21,760.96	93,922.84	0.00	8,416.48	102,339.32
0000334415	*STATION AGENT	45,760.00	46,675.20	915.20	46,803.76	3,336.30	3,389.76	53,529.82
0000332892	*BUS OPERATOR	51,147.20	52,187.20	1,040.00	52,748.29	15,726.73	2,986.80	71,461.82
0000344247	*BUS OPERATOR	39,894.40	44,532.80	4,638.40	40,448.46	28,255.08	0.00	68,703.54
0000302228	*JOURNEYMAN RAIL CAR MECHANIC	48,755.20	57,844.80	9,089.60	57,519.95	2,648.92	225.00	60,393.87
0000342155	*BUS OPERATOR	43,659.20	48,380.80	4,721.60	50,822.67	10,805.92	0.00	61,628.59
0000317778	*BUS OPERATOR	51,147.20	52,187.20	1,040.00	46,549.72	6,773.11	5,194.72	58,517.55
0000321663	*BUS DISPATCHER (BLOCKOUT)	51,251.20	52,291.20	1,040.00	57,810.88	42,139.13	0.00	99,950.01
0000331907	TRANSIT POLICE OFFICER	55,931.20	62,296.00	6,364.80	47,713.43	25,371.08	9,855.50	82,940.01
0000302719	*BUS OPERATOR	51,667.20	52,707.20	1,040.00	60,678.88	36,851.80	3,994.40	101,525.08
0000324755	FOREMAN TRAIN CONTROL	63,793.60	67,704.00	3,910.40	69,092.92	20,879.45	0.00	89,972.37
0000333629	*JOURNEYMAN ELEC POWER ELECT	56,180.80	57,324.80	1,144.00	62,125.48	20,249.68	225.00	82,600.16
0000304319	SUPT CONTROL CENTER	95,968.60	101,813.40	5,844.80	99,714.75	0.00	15,458.31	115,173.06
0000303404	SUPV STATION CARE	53,268.80	62,587.20	9,318.40	60,342.54	4,585.21	2,336.80	67,264.55
0000341619	*JOURNEYMAN AA BUS TECHNICIAN	53,060.80	55,348.80	2,288.00	59,191.45	11,801.32	650.76	71,643.53
0000315455	MEDIA SALES REP	26,247.00	30,127.50	3,880.50	29,537.15	4,830.11	2,392.86	36,760.12
0000333093	*BUS OPERATOR	51,147.20	52,187.20	1,040.00	46,743.83	6,333.10	1,601.76	54,678.69
0000342315	*BUS OPERATOR	43,659.20	48,380.80	4,721.60	47,418.14	11,638.33	2,532.24	61,588.71
0000340148	*SERVICEPERSON I	34,964.80	36,212.80	1,248.00	39,229.86	0.00	0.00	39,229.86
0000341141	*BUS OPERATOR	43,659.20	48,380.80	4,721.60	51,390.96	6,860.25	372.16	58,623.37
0000324646	*BUS OPERATOR	51,147.20	52,187.20	1,040.00	40,964.82	2,253.62	6,532.86	49,751.30
0000302588	*JOURNEYMAN ELEC POWER ELECT (DATE LAST EMPLOYED 01-Jun-2022)	56,700.80	57,844.80	1,144.00	61,170.64	10,173.25	225.00	71,568.89
0000347406	SUPV CAR REPAIR INSPECTION	62,004.80	62,004.80	0.00	27,589.16	1,743.89	0.00	29,333.05
0000343461	*BUS OPERATOR	39,894.40	44,532.80	4,638.40	48,599.00	12,205.06	0.00	60,804.06

METROPOLITAN ATLANTA RAPID TRANSIT AUTHORITY (MARTA)
MARTOC REPORT

EE NUMBER	TITLE	FY 21 BASE SALARY	FY 22 BASE SALARY	DIFFERENCE +/-	REGULAR EARNINGS	OVERTIME EARNINGS	OTHER EARNINGS	TOTAL EARNINGS
0000341525	*JOURNEYMAN ET-COMPUTER MAINT	48,755.20	54,308.80	5,553.60	56,314.83	16,050.82	225.00	72,590.65
0000337868	PRINCIPAL PLANNER/PROJ SCHED	98,539.22	104,540.54	6,001.32	102,788.03	0.00	0.00	102,788.03
0000341299	AGM TECHNOLOGY/CIO	195,700.18	209,634.36	13,934.18	211,044.26	0.00	0.00	211,044.26
0000343396	*SERVICEPERSON I	39,166.40	39,956.80	790.40	43,290.38	1,025.98	0.00	44,316.36
0000337592	RAIL SERVICES CONTROLLER	71,552.00	73,819.20	2,267.20	72,691.36	4,767.79	4,352.80	81,811.95
0000343494	*JOURNEYMAN TRACK MAINTAINER (DATE LAST EMPLOYED 27-Jul-2022)	48,755.20	53,872.00	5,116.80	56,349.41	10,915.44	0.00	67,264.85
0000303690	SUPV BUS TRANSPORTATION (DATE LAST EMPLOYED 01-Apr-2022)	62,379.20	64,251.20	1,872.00	32,536.37	0.00	10,057.21	42,593.58
0000306305	*JOURNEYMAN ET-RADIO MAINT (DATE LAST EMPLOYED 01-May-2022)	56,700.80	57,844.80	1,144.00	67,379.19	32,689.59	225.00	100,293.78
0000344199	*BUS OPERATOR	39,894.40	44,532.80	4,638.40	46,375.95	10,586.05	0.00	56,962.00
0000333508	*MATERIAL CONTROLLER	47,944.00	48,921.60	977.60	45,587.72	3,005.59	184.40	48,777.71
0000331471	*BUS OPERATOR	51,147.20	52,187.20	1,040.00	55,923.17	11,500.91	2,179.92	69,604.00
0000318654	*JOURNEYMAN ET-RAIL CAR MAINT	56,180.80	57,324.80	1,144.00	68,168.32	5,316.92	225.00	73,710.24
0000341385	*RAIL OPERATOR	43,659.20	48,380.80	4,721.60	50,226.23	10,727.33	0.00	60,953.56
0000341884	*BUS OPERATOR	43,659.20	48,380.80	4,721.60	51,423.18	27,389.92	0.00	78,813.10
0000340901	BUILDING MAINT SPEC I	44,440.50	47,151.00	2,710.50	47,049.53	1,291.38	1,269.45	49,610.36
0000335542	SUPV BUS TRANSPORTATION	58,843.20	62,441.60	3,598.40	62,906.73	4,050.70	0.00	66,957.43
0000326983	*JOURNEYMAN WELDER	56,180.80	57,324.80	1,144.00	61,110.33	16,091.21	225.00	77,426.54
0000316322	FARE COLLECTION COORDINATOR OP	55,887.00	59,299.50	3,412.50	58,988.62	3,639.65	0.00	62,628.27
0000305149	*PT BUS OPERATOR	0.00	0.00	0.00	22,213.05	0.00	0.00	22,213.05
0000302839	*MATERIAL CONTROLLER LEAD	54,267.20	55,348.80	1,081.60	59,299.34	11,128.85	0.00	70,428.19
0000302460	GEN SUPT BUS MAINT	87,281.48	92,597.18	5,315.70	91,046.24	0.00	0.00	91,046.24
0000306469	*BUS OPERATOR	43,659.20	43,659.20	0.00	31,746.99	12,538.65	0.00	44,285.64
0000323167	SUPV BUS TRANSPORTATION (DATE LAST EMPLOYED 01-Nov-2021)	62,379.20	64,251.20	1,872.00	20,695.53	866.89	0.00	21,562.42
0000337598	*BUS OPERATOR (DATE LAST EMPLOYED 19-Apr-2022)	51,147.20	52,187.20	1,040.00	49,315.41	10,389.92	1,377.04	61,082.37
0000344299	*BUS OPERATOR	39,894.40	44,532.80	4,638.40	43,228.51	7,367.97	2,227.19	52,823.67
0000323164	*BUS OPERATOR	51,147.20	52,187.20	1,040.00	54,139.47	15,974.84	3,704.89	73,819.20
0000321064	*BUS OPERATOR	51,147.20	52,187.20	1,040.00	56,607.42	17,717.19	0.00	74,324.61
0000341362	*JOURNEYMAN ET-COMPUTER MAINT	54,433.60	57,324.80	2,891.20	58,848.66	8,030.85	225.00	67,104.51
0000345031	SYSTEM SAFETY COORDINATOR	75,973.04	80,600.26	4,627.22	79,247.53	0.00	3,947.15	83,194.68
0000318958	DISPATCHER-RAIL TRANSPORTATION	60,028.80	63,710.40	3,681.60	61,788.91	1,696.49	4,127.40	67,612.80
0000322804	*BUS OPERATOR	51,147.20	52,187.20	1,040.00	53,510.36	13,016.03	0.00	66,526.39
0000337928	*BUS OPERATOR	51,147.20	52,187.20	1,040.00	46,605.56	4,340.58	2,609.93	53,556.07
0000335861	*BUS OPERATOR	51,147.20	52,187.20	1,040.00	31,919.00	662.17	0.00	32,581.17
0000339834	*RAIL STATION CLEANER	34,964.80	35,672.00	707.20	32,235.16	25.22	0.00	32,260.38

METROPOLITAN ATLANTA RAPID TRANSIT AUTHORITY (MARTA)
MARTOC REPORT

EE NUMBER	TITLE	FY 21 BASE SALARY	FY 22 BASE SALARY	DIFFERENCE +/-	REGULAR EARNINGS	OVERTIME EARNINGS	OTHER EARNINGS	TOTAL EARNINGS
0000304412	DIR BUS MAINTENANCE (DATE LAST EMPLOYED 01-Oct-2021)	139,878.70	144,075.10	4,196.40	112,344.08	0.00	37,983.55	150,327.63
0000305282	*RAIL STATION CLEANER	35,484.80	36,192.00	707.20	44,381.14	35,692.35	0.00	80,073.49
0000330300	*JOURNEYMAN ET-TRAIN CONTROL	56,180.80	57,324.80	1,144.00	64,586.71	34,593.95	225.00	99,405.66
0000341813	*BUS OPERATOR	43,659.20	48,380.80	4,721.60	47,100.35	11,654.30	2,514.32	61,268.97
0000341617	*JOURNEYMAN ET-TRAIN CONTROL	56,180.80	57,324.80	1,144.00	63,665.05	29,449.47	225.00	93,339.52
0000304471	*JOURNEYMAN RAIL CAR MECHANIC	56,700.80	57,844.80	1,144.00	61,701.32	9,248.26	497.60	71,447.18
0000320216	*JOURNEYMAN RAIL CAR MECHANIC	54,433.60	57,324.80	2,891.20	47,376.71	1,099.14	2,473.69	50,949.54
0000304430	*SERVICEPERSON IV	41,849.60	43,222.40	1,372.80	46,029.77	13,300.47	1,329.92	60,660.16
0000334967	*JOURNEYMAN RAIL CAR MECHANIC	48,755.20	57,324.80	8,569.60	58,938.45	1,167.13	225.00	60,330.58
0000345630	*JOURNEYMAN BUS TECHNICIAN	48,755.20	53,352.00	4,596.80	48,124.16	20,180.82	225.00	68,529.98
0000305440	DISPATCHER RADIO COMMUNICATION (DATE LAST EMPLOYED 01-Aug-2021)	62,441.60	62,441.60	0.00	4,082.72	0.00	22,274.84	26,357.56
0000304680	SUPV TELEPHONY OPERATIONS	73,371.74	85,397.52	12,025.78	80,656.39	0.00	11,556.86	92,213.25
0000336475	CUSTOMER CARE SPEC (DATE LAST EMPLOYED 14-Feb-2022)	47,700.12	47,986.91	286.79	25,029.79	0.00	2,750.06	27,779.85
0000345498	TRANSIT POLICE OFFICER	42,515.20	49,233.60	6,718.40	41,235.35	27,686.69	10,888.79	79,810.83
0000346751	*BUS OPERATOR	36,899.20	36,899.20	0.00	32,309.15	6,403.96	0.00	38,713.11
0000325669	GEN FOREMAN ATC	74,270.82	78,794.04	4,523.22	79,499.95	0.00	7,355.70	86,855.65
0000346352	*JOURNEYMAN ELEC POWER ELECT	48,755.20	49,732.80	977.60	51,770.31	6,975.18	225.00	58,970.49
0000342603	*BUS OPERATOR	43,659.20	48,380.80	4,721.60	42,937.02	2,808.76	2,926.80	48,672.58
0000323521	*BUS OPERATOR	51,147.20	52,187.20	1,040.00	60,820.60	18,671.28	0.00	79,491.88
0000343832	*JOURNEYMAN TRACK MECHANIC	53,227.20	55,536.00	2,308.80	59,446.91	9,648.27	225.00	69,320.18
0000344353	*BUS OPERATOR	39,894.40	44,532.80	4,638.40	35,488.21	3,670.66	2,634.63	41,793.50
0000325918	MGR ELEC POWER & EQUIPMENT	97,334.64	103,262.38	5,927.74	94,860.94	0.00	14,501.66	109,362.60
0000317811	*SERVICEPERSON I	39,166.40	39,956.80	790.40	47,072.75	36,273.03	0.00	83,345.78
0000340597	BUILDING MAINT SPEC II	48,884.68	51,861.94	2,977.26	54,493.76	0.00	0.00	54,493.76
0000347033	PROGRAM MGR CUSTOMER EXP INNOV	102,742.90	102,742.90	0.00	62,767.68	0.00	0.00	62,767.68
0000336715	IT BUSINESS ANALYST III	81,413.28	81,413.28	0.00	22,232.08	0.00	0.00	22,232.08
0000339153	BENEFITS ANALYST III (DATE LAST EMPLOYED 28-Feb-2022)	68,958.50	71,027.32	2,068.82	49,367.07	0.00	3,369.62	52,736.69
0000344868	SAFETY OPERATIONAL OFFICER	79,851.20	85,429.50	5,578.30	83,887.63	2,127.45	1,594.88	87,609.96
0000341907	*BUS OPERATOR	43,659.20	48,380.80	4,721.60	49,007.28	10,464.44	0.00	59,471.72
0000346126	*JOURNEYMAN BUS TECHNICIAN	48,755.20	52,811.20	4,056.00	51,659.36	1,742.12	225.00	53,626.48
0000332393	*BUS OPERATOR	51,147.20	52,187.20	1,040.00	52,350.38	9,594.04	3,187.52	65,131.94
0000323126	MAINTENANCE PARTS COORDINATOR	51,878.58	55,038.10	3,159.52	54,115.27	0.00	1,524.29	55,639.56
0000321208	CAPITAL PROJECT COORDINATOR	65,997.88	70,017.48	4,019.60	68,843.83	0.00	5,731.44	74,575.27
0000344342	*BUS OPERATOR	39,894.40	39,894.40	0.00	19,564.63	4,827.37	0.00	24,392.00

METROPOLITAN ATLANTA RAPID TRANSIT AUTHORITY (MARTA)
MARTOC REPORT

EE NUMBER	TITLE	FY 21 BASE SALARY	FY 22 BASE SALARY	DIFFERENCE +/-	REGULAR EARNINGS	OVERTIME EARNINGS	OTHER EARNINGS	TOTAL EARNINGS
	(DATE LAST EMPLOYED 05-Dec-2021)							
0000334347	*BUS OPERATOR	51,147.20	52,187.20	1,040.00	52,073.50	21,354.20	3,004.28	76,431.98
0000327863	*BUS OPERATOR	51,147.20	52,187.20	1,040.00	32,892.58	1,163.53	0.00	34,056.11
0000343674	*JOURNEYMAN BUS TECHNICIAN	52,291.20	54,308.80	2,017.60	57,529.93	5,433.66	225.00	63,188.59
0000343777	*SERVICEPERSON IV	41,849.60	42,702.40	852.80	44,309.38	7,088.58	0.00	51,397.96
0000342651	*BUS OPERATOR	43,659.20	48,380.80	4,721.60	48,109.25	10,388.85	190.59	58,688.69
0000331712	*BUS OPERATOR	51,147.20	52,187.20	1,040.00	55,887.42	16,672.42	1,196.32	73,756.16
0000305489	*BUS OPERATOR	51,667.20	52,707.20	1,040.00	50,176.83	17,574.92	0.00	67,751.75
0000344540	*BUS OPERATOR	39,894.40	44,532.80	4,638.40	29,487.74	5,770.97	0.00	35,258.71
0000318279	*SERVICEPERSON VII GROUNDSKEEPR	35,921.60	38,750.40	2,828.80	42,689.49	3,687.54	0.00	46,377.03
0000333336	INSTRUCTOR BUS TECHNICAL	56,180.80	61,796.80	5,616.00	61,607.97	14,803.88	225.00	76,636.85
0000329107	LINE SUPERVISOR	60,777.60	62,608.00	1,830.40	27,669.12	3,405.18	5,839.40	36,913.70
	(DATE LAST EMPLOYED 31-Aug-2021)							
0000346353	*JOURNEYMAN ELEC POWER ELECT	48,755.20	49,732.80	977.60	52,544.53	6,891.19	225.00	59,660.72
0000338540	*BUS OPERATOR	47,424.00	52,187.20	4,763.20	50,610.21	14,895.63	2,140.96	67,646.80
0000325711	TRANSIT POLICE SERGEANT	62,192.00	65,998.40	3,806.40	61,343.95	16,442.02	5,991.50	83,777.47
0000344605	TRANSIT POLICE OFFICER	39,291.20	45,531.20	6,240.00	31,417.88	323.94	2,622.42	34,364.24
	(DATE LAST EMPLOYED 08-Mar-2022)							
0000321571	TRANSIT POLICE OFFICER SPECIAL	62,878.40	70,075.20	7,196.80	67,687.02	17,556.93	9,243.10	94,487.05
0000302103	CIVIL STRUCTURE & INSP ENGR	98,216.82	104,198.38	5,981.56	102,452.56	0.00	13,418.19	115,870.75
0000338370	DIR SUSTAINABILITY	83,028.66	125,757.32	42,728.66	92,402.21	0.00	0.00	92,402.21
0000330505	*JOURNEYMAN BUS TECHNICIAN	55,328.00	56,451.20	1,123.20	62,188.90	3,067.86	225.00	65,481.76
0000320680	TEST ENGINEER	89,973.00	95,452.50	5,479.50	93,852.73	0.00	4,967.08	98,819.81
0000317672	*JOURNEYMAN SUPPORT EQUIPMENT	56,180.80	57,324.80	1,144.00	52,066.59	2,526.79	225.00	54,818.38
0000305910	*MATERIAL CONTROLLER	52,644.80	53,705.60	1,060.80	57,938.53	8,568.80	0.00	66,507.33
0000303496	DIR FACILITIES	92,568.58	128,750.44	36,181.86	124,238.59	0.00	13,012.88	137,251.47
0000342168	*RAIL STATION CLEANER	34,964.80	35,672.00	707.20	39,138.45	15,592.47	686.00	55,416.92
0000331597	*JOURNEYMAN ET-TRAIN CONTROL	56,180.80	57,324.80	1,144.00	63,740.24	7,458.36	225.00	71,423.60
0000336098	*BUS OPERATOR	51,147.20	52,187.20	1,040.00	44,196.58	5,796.83	0.00	49,993.41
0000345028	*JOURNEYMAN BUS TECHNICIAN	51,771.20	53,352.00	1,580.80	55,210.32	8,497.60	225.00	63,932.92
0000316169	*BUS OPERATOR	51,147.20	51,147.20	0.00	31,065.62	1,234.56	0.00	32,300.18
	(DATE LAST EMPLOYED 01-Feb-2022)							
0000344679	*LIGHT RAIL OPERATOR	39,894.40	40,705.60	811.20	37,683.06	4,541.81	0.00	42,224.87
	(DATE LAST EMPLOYED 08-Apr-2022)							
0000334891	*BUS OPERATOR	51,147.20	52,187.20	1,040.00	51,114.03	6,640.73	6,236.21	63,990.97
0000345040	TRANSIT POLICE OFFICER	45,947.20	53,268.80	7,321.60	47,940.84	11,775.63	6,009.00	65,725.47
0000333273	*RAIL OPERATOR	51,147.20	52,187.20	1,040.00	20,119.26	876.03	0.00	20,995.29
	(DATE LAST EMPLOYED 27-Apr-2022)							
0000335510	CONTRACT EMP ADMIN SUPPORT	0.00	0.00	0.00	28,549.15	738.63	0.00	29,287.78
0000305574	*BUS OPERATOR	51,667.20	52,707.20	1,040.00	55,602.60	1,388.28	0.00	56,990.88

METROPOLITAN ATLANTA RAPID TRANSIT AUTHORITY (MARTA)
MARTOC REPORT

EE NUMBER	TITLE	FY 21 BASE SALARY	FY 22 BASE SALARY	DIFFERENCE +/-	REGULAR EARNINGS	OVERTIME EARNINGS	OTHER EARNINGS	TOTAL EARNINGS
0000335727	OFFICE ADMINISTRATOR II	54,129.14	54,129.14	0.00	53,583.35	0.00	0.00	53,583.35
0000345964	PROTECTIVE SPEC POLICE CADET	31,200.00	42,848.00	11,648.00	36,137.98	1,583.42	1,730.35	39,451.75
0000344675	ADMINISTRATIVE ASSISTANT	39,291.20	38,902.50	-388.70	39,083.70	927.20	2,346.80	42,357.70
0000324229	PARKING SERVICES REP	26,091.00	30,127.50	4,036.50	28,829.62	2,969.98	1,089.41	32,889.01
0000316842	*SERVICEPERSON IV	41,849.60	42,702.40	852.80	47,535.05	18,690.09	0.00	66,225.14
0000343423	SR INFORMATION SYSTEMS ANALYST	80,280.20	92,700.14	12,419.94	89,403.13	0.00	4,153.86	93,556.99
0000331666	*RAIL OPERATOR	51,147.20	52,187.20	1,040.00	53,267.66	4,874.40	6,232.15	64,374.21
0000306478	REVENUE OPERATIONS CONTROLLER	67,717.52	76,581.18	8,863.66	74,593.78	0.00	260.46	74,854.24
0000315115	*BUS OPERATOR	51,147.20	52,187.20	1,040.00	38,771.30	8,695.46	0.00	47,466.76
0000328131	*RAIL OPERATOR	51,147.20	52,187.20	1,040.00	53,574.41	4,564.97	3,796.00	61,935.38
0000331025	ANALYSIS & PROCEDURES OFFICER	71,821.62	76,195.60	4,373.98	74,346.78	0.00	2,466.65	76,813.43
0000324187	*RAIL STATION CLEANER	34,964.80	35,672.00	707.20	36,541.29	1,999.41	3,654.45	42,195.15
0000345487	PROTECTIVE SPEC POLICE CADET	31,200.00	42,848.00	11,648.00	27,375.88	30,031.76	11,927.40	69,335.04
0000346805	TRANSIT POLICE OFFICER	62,296.00	62,296.00	0.00	31,535.45	176.25	3,414.30	35,126.00
0000320788	*JOURNEYMAN ET-TRAIN CONTROL	56,180.80	57,324.80	1,144.00	60,995.39	9,614.23	225.00	70,834.62
0000322967	TRANSIT POLICE LIEUTENANT	82,347.20	94,036.80	11,689.60	88,127.93	10,446.32	11,861.40	110,435.65
0000320593	SR COMMUNITY OUTREACH PLANNER	75,530.00	80,129.92	4,599.92	78,494.01	0.00	10,897.72	89,391.73
0000315615	*TRAFFIC CHECKER	32,635.20	33,300.80	665.60	36,513.52	58.84	0.00	36,572.36
0000302438	*RAIL OPERATOR	51,667.20	52,707.20	1,040.00	57,508.88	24,957.61	0.00	82,466.49
0000346806	TRANSIT POLICE OFFICER	47,340.80	47,340.80	0.00	29,307.26	20,417.16	8,034.28	57,758.70
0000342000	*BUS OPERATOR	43,659.20	48,380.80	4,721.60	43,448.22	9,019.56	0.00	52,467.78
0000341254	PROJECT CONTROLS ANALYST	60,432.06	64,112.62	3,680.56	63,038.29	0.00	2,496.21	65,534.50
0000302974	*JOURNEYMAN ET-COMPUTER MAINT	56,700.80	57,844.80	1,144.00	62,452.53	28,421.87	225.00	91,099.40
0000314837	*JOURNEYMAN ET-RAIL CAR MAINT	56,180.80	57,324.80	1,144.00	63,182.10	36,837.65	225.00	100,244.75
0000304411	DIVISION DISPATCHER	63,585.60	67,475.20	3,889.60	67,229.74	2,545.38	0.00	69,775.12
0000342927	*JOURNEYMAN ELEC POWER ELECT	48,755.20	54,308.80	5,553.60	58,879.77	20,923.61	225.00	80,028.38
0000330457	MAINTENANCE PLANNER BUS	60,756.80	64,480.00	3,723.20	64,102.26	4,997.84	3,610.80	72,710.90
0000326278	*JOURNEYMAN ET-TRAIN CONTROL	56,180.80	57,324.80	1,144.00	65,819.60	50,961.89	225.00	117,006.49
0000346289	*BUS OPERATOR	36,899.20	36,899.20	0.00	41,365.43	12,593.62	0.00	53,959.05
0000302827	CONTRACT PROFESSIONAL (DATE LAST EMPLOYED 01-Apr-2022)	0.00	0.00	0.00	44,923.86	1,988.24	0.00	46,912.10
0000336105	TECHNICAL WRITER (DATE LAST EMPLOYED 20-Aug-2021)	70,267.60	72,375.68	2,108.08	11,054.30	0.00	11,580.11	22,634.41
0000331217	*BUS OPERATOR (DATE LAST EMPLOYED 01-Jul-2022)	51,147.20	52,187.20	1,040.00	42,040.33	597.53	999.34	43,637.20
0000342157	*BUS OPERATOR	43,659.20	48,380.80	4,721.60	42,416.09	10,011.37	729.52	53,156.98
0000332295	*JOURNEYMAN ET-TELEPHONE MAINT	56,180.80	57,324.80	1,144.00	62,139.89	9,550.91	225.00	71,915.80

MARTOC REPORT

EE NUMBER	TITLE	FY 21	FY 22	DIFFERENCE	REGULAR	OVERTIME	OTHER	TOTAL
		BASE SALARY	BASE SALARY	+/-	EARNINGS	EARNINGS	EARNINGS	EARNINGS
0000322136	*JOURNEYMAN BUS TECHNICIAN	55,328.00	56,451.20	1,123.20	63,336.28	12,054.86	225.00	75,616.14
0000341812	*BUS OPERATOR	43,659.20	48,380.80	4,721.60	38,407.84	4,620.54	3,208.63	46,237.01
0000337157	*BUS OPERATOR	51,147.20	52,187.20	1,040.00	45,525.78	2,846.93	393.44	48,766.15
0000315742	FIELD INSPECTOR I	56,004.00	56,004.00	0.00	34,447.82	4,144.14	2,010.40	40,602.36
0000346458	*SERVICEPERSON I	38,272.00	38,272.00	0.00	38,706.08	3,602.15	0.00	42,308.23
0000322106	*BUS OPERATOR	51,147.20	52,187.20	1,040.00	54,359.22	14,013.81	1,377.04	69,750.07
0000321917	*JOURNEYMAN BUS TECHNICIAN	55,328.00	56,451.20	1,123.20	65,298.78	15,973.18	225.00	81,496.96
0000328851	*MATERIAL CONTROLLER	45,780.80	48,921.60	3,140.80	50,475.89	5,622.16	0.00	56,098.05
0000344542	*BUS OPERATOR	36,899.20	36,899.20	0.00	25,155.00	4,086.65	0.00	29,241.65
0000336984	*BUS OPERATOR	51,147.20	52,187.20	1,040.00	57,898.65	23,123.60	1,194.33	82,216.58
0000326004	INSTRUCTOR CENTRAL MAINTENANCE	63,211.20	67,080.00	3,868.80	65,995.69	17,322.32	7,493.49	90,811.50
0000333793	*BUS OPERATOR	51,147.20	52,187.20	1,040.00	48,445.25	10,614.94	2,941.84	62,002.03
0000302435	SUPV BUS TRANSPORTATION	62,379.20	66,185.60	3,806.40	67,727.41	39,714.06	6,178.00	113,619.47
0000345892	*JOURNEYMAN OVERHAULER	48,755.20	53,872.00	5,116.80	55,761.42	9,466.81	225.00	65,453.23
0000331405	DISPATCHER RADIO COMMUNICATION	58,822.40	62,420.80	3,598.40	59,161.85	5,127.10	3,500.70	67,789.65
0000345387	*JOURNEYMAN BUS TECHNICIAN	51,771.20	53,352.00	1,580.80	55,630.75	584.86	225.00	56,440.61
0000337591	*BUS OPERATOR	51,147.20	52,187.20	1,040.00	49,338.99	4,684.55	1,505.60	55,529.14
0000333088	*BUS OPERATOR	51,147.20	52,187.20	1,040.00	57,083.85	5,313.36	0.00	62,397.21
0000323732	*JOURNEYMAN RAIL CAR MECHANIC	53,227.20	55,536.00	2,308.80	59,761.48	32,638.73	225.00	92,625.21
0000342232	*BUS OPERATOR	43,659.20	48,380.80	4,721.60	49,825.38	11,178.64	0.00	61,004.02
0000302882	*BUS OPERATOR	51,667.20	52,707.20	1,040.00	54,219.25	1,593.12	198.72	56,011.09
0000339730	*BUS OPERATOR	47,424.00	52,187.20	4,763.20	51,414.02	8,448.36	2,940.48	62,802.86
0000346001	*BUS OPERATOR	36,171.20	40,705.60	4,534.40	38,130.27	8,363.68	738.88	47,232.83
0000322233	SUPV CAR REPAIR INSPECTION	63,814.40	67,724.80	3,910.40	68,074.24	9,270.34	5,882.48	83,227.06
0000330450	*JOURNEYMAN RAIL CAR MECHANIC	56,180.80	57,324.80	1,144.00	55,044.86	3,636.24	5,870.58	64,551.68
0000320696	TRANSIT POLICE SERGEANT	69,971.20	77,209.60	7,238.40	67,717.00	29,373.67	12,586.18	109,676.85
0000333275	*BUS OPERATOR (DATE LAST EMPLOYED 08-Mar-2022)	39,894.40	44,532.80	4,638.40	27,135.20	2,192.61	1,103.46	30,431.27
0000320318	*BUS DISPATCHER (BLOCKOUT)	51,251.20	52,291.20	1,040.00	57,466.64	20,487.08	0.00	77,953.72
0000334170	*BUS OPERATOR	51,147.20	52,187.20	1,040.00	46,021.92	3,593.48	3,277.88	52,893.28
0000306372	OFFICE ADMINISTRATOR II (DATE LAST EMPLOYED 01-Jan-2022)	61,398.22	63,240.32	1,842.10	33,981.21	0.00	6,529.01	40,510.22
0000323174	DIR QUALITY ASSURANCE	120,000.14	138,571.16	18,571.02	132,131.07	0.00	14,929.68	147,060.75
0000304889	*JOURNEYMAN RAIL CAR MECHANIC	56,700.80	57,844.80	1,144.00	67,766.49	27,238.15	225.00	95,229.64
0000330888	SUPV RAIL LINE	58,968.00	62,587.20	3,619.20	62,817.31	13,063.48	2,650.81	78,531.60
0000305906	WARRANTY SPECIALIST	80,000.18	84,872.32	4,872.14	83,446.10	0.00	9,602.81	93,048.91
0000345102	*JOURNEYMAN BUS TECHNICIAN	51,771.20	53,352.00	1,580.80	51,201.09	6,464.90	225.00	57,890.99

METROPOLITAN ATLANTA RAPID TRANSIT AUTHORITY (MARTA)
MARTOC REPORT

EE NUMBER	TITLE	FY 21 BASE SALARY	FY 22 BASE SALARY	DIFFERENCE +/-	REGULAR EARNINGS	OVERTIME EARNINGS	OTHER EARNINGS	TOTAL EARNINGS
0000321621	INSTRUCTOR BUS OPERATIONS	60,028.80	63,710.40	3,681.60	62,632.80	2,540.52	0.00	65,173.32
0000337865	*BUS OPERATOR	51,147.20	52,187.20	1,040.00	38,195.16	2,808.98	2,481.00	43,485.14
0000334418	*BUS OPERATOR	51,147.20	52,187.20	1,040.00	38,476.60	8,399.09	1,852.66	48,728.35
0000339944	*BUS OPERATOR	47,424.00	52,187.20	4,763.20	52,119.46	7,205.93	0.00	59,325.39
0000330968	*BUS OPERATOR	51,147.20	52,187.20	1,040.00	55,656.31	12,286.53	2,745.61	70,688.45
0000337651	*RAIL OPERATOR	51,147.20	52,187.20	1,040.00	47,738.30	12,984.12	3,448.77	64,171.19
0000344608	*JOURNEYMAN TRACK MAINTAINER	53,227.20	55,536.00	2,308.80	52,475.29	16,932.79	767.70	70,175.78
0000331313	SUPV CAR REPAIR INSPECTION	63,211.20	67,080.00	3,868.80	68,666.86	19,452.65	6,262.00	94,381.51
0000344569	*BUS OPERATOR (DATE LAST EMPLOYED 29-Jul-2022)	39,894.40	44,532.80	4,638.40	33,169.83	4,216.02	1,334.14	38,719.99
0000305832	*JOURNEYMAN RAIL CAR MECHANIC	56,700.80	57,844.80	1,144.00	60,234.49	1,885.90	225.00	62,345.39
0000319776	SUPT RAIL CAR APPEARANCE	73,675.16	78,162.24	4,487.08	76,849.29	0.00	9,479.87	86,329.16
0000345915	DIR MOBILITY SERVICES	120,000.14	123,600.36	3,600.22	121,659.96	0.00	5,353.86	127,013.82
0000334872	SUPV RAIL LINE	60,756.80	60,756.80	0.00	18,475.33	2,925.41	0.00	21,400.74
0000303106	*SERVICEPERSON II	39,686.40	40,476.80	790.40	43,413.03	252.30	0.00	43,665.33
0000334843	*BUS OPERATOR	51,147.20	52,187.20	1,040.00	52,107.59	14,902.73	1,401.04	68,411.36
0000306286	SUPT STATION ZONE SERVICES	71,644.04	82,075.24	10,431.20	80,253.68	0.00	7,764.16	88,017.84
0000335924	*BUS OPERATOR	51,147.20	52,187.20	1,040.00	49,872.01	12,883.57	4,300.85	67,056.43
0000310754	*BUS OPERATOR	51,147.20	52,707.20	1,560.00	46,778.69	4,343.17	0.00	51,121.86
0000335894	CONTRACT SPECIALIST III	78,828.88	83,629.78	4,800.90	82,226.98	0.00	7,607.27	89,834.25
0000334385	*JOURNEYMAN ET-TRAIN CONTROL	56,180.80	57,324.80	1,144.00	64,044.12	30,050.15	225.00	94,319.27
0000338080	AGM INTERNAL AUDIT	183,818.44	195,013.26	11,194.82	191,744.30	0.00	0.00	191,744.30
0000333594	*JOURNEYMAN ET-RADIO MAINT	56,180.80	57,324.80	1,144.00	61,621.02	48,495.12	225.00	110,341.14
0000346970	*SERVICEPERSON I	38,272.00	38,272.00	0.00	27,939.72	835.68	0.00	28,775.40
0000341964	*JOURNEYMAN TRACK MAINTAINER	54,433.60	57,324.80	2,891.20	56,421.90	2,678.88	2,934.47	62,035.25
0000339452	*JOURNEYMAN ET-RAIL CAR MAINT	56,180.80	57,324.80	1,144.00	61,631.38	216.22	225.00	62,072.60
0000341618	*JOURNEYMAN ET-TRAIN CONTROL	56,180.80	57,324.80	1,144.00	63,149.80	32,350.09	225.00	95,724.89
0000304746	SUPV PARKING SVC	36,094.50	38,317.50	2,223.00	37,858.21	3,939.57	7,281.75	49,079.53
0000343016	MGR OPS PROGRAM PLANNING	65,000.26	96,059.60	31,059.34	79,563.06	0.00	4,433.52	83,996.58
0000320613	*SERVICEPERSON I (A)	39,728.00	40,539.20	811.20	39,240.02	114.60	4,959.57	44,314.19
0000345893	*JOURNEYMAN BUS TECHNICIAN	48,755.20	53,352.00	4,596.80	55,921.27	6,924.13	225.00	63,070.40
0000321797	MGR ELEC & MECH ENGINEERING	112,927.36	127,016.50	14,089.14	122,390.95	0.00	12,045.60	134,436.55
0000302028	*RAIL OPERATOR	51,667.20	52,707.20	1,040.00	57,020.17	8,619.77	1,013.60	66,653.54
0000315791	ROOF INSPECTOR II	62,236.46	66,027.00	3,790.54	64,920.21	0.00	8,740.31	73,660.52
0000304090	*BUS OPERATOR	51,667.20	52,707.20	1,040.00	48,131.06	785.90	7,511.27	56,428.23

MARTOC REPORT

EE NUMBER	TITLE	FY 21	FY 22	DIFFERENCE	REGULAR	OVERTIME	OTHER	TOTAL
		BASE SALARY	BASE SALARY	+/-	EARNINGS	EARNINGS	EARNINGS	EARNINGS
0000347332	*JOURNEYMAN ET-HVAC	53,872.00	53,872.00	0.00	23,414.96	772.53	225.00	24,412.49
0000307142	SYSTEM SAFETY AUDITOR	91,301.60	96,861.96	5,560.36	95,235.73	0.00	0.00	95,235.73
0000306561	*JOURNEYMAN ET-RAIL CAR MAINT	56,180.80	57,844.80	1,664.00	63,083.06	4,649.70	225.00	67,957.76
0000334857	*RAIL OPERATOR	51,147.20	52,187.20	1,040.00	53,403.38	11,749.52	5,375.44	70,528.34
0000341809	SR DIR TOD & REAL ESTATE	150,000.24	162,225.70	12,225.46	174,738.83	0.00	15,253.35	189,992.18
0000335357	MGR ENTERPRISE NETWORK OPS	117,472.42	124,626.84	7,154.42	122,536.53	0.00	12,788.46	135,324.99
0000317817	MGR SPEC PROJECTS & ANALYSIS	97,263.66	110,450.60	13,186.94	104,499.55	0.00	5,499.15	109,998.70
0000331800	REDUCED FARE REPRESENTATIVE	35,958.00	38,161.50	2,203.50	34,809.49	56.58	1,614.58	36,480.65
0000315281	*BUS OPERATOR	51,147.20	52,187.20	1,040.00	56,791.07	30,001.78	3,765.68	90,558.53
0000337705	*JOURNEYMAN ELEC POWER ELECT	56,180.80	57,324.80	1,144.00	60,576.46	3,647.32	225.00	64,448.78
0000324719	FOREMAN TRAIN CONTROL	63,211.20	67,080.00	3,868.80	69,367.58	28,339.69	3,757.20	101,464.47
0000302424	MAINTENANCE PLANNER BUS	62,982.40	66,830.40	3,848.00	67,118.40	3,877.03	0.00	70,995.43
0000330886	*BUS OPERATOR	51,147.20	52,187.20	1,040.00	63,304.55	33,799.48	1,363.55	98,467.58
0000346231	*JOURNEYMAN BUS TECHNICIAN (DATE LAST EMPLOYED 18-Mar-2022)	48,755.20	49,732.80	977.60	36,693.73	799.89	0.00	37,493.62
0000319388	ACCOUNTANT III	74,905.22	79,467.18	4,561.96	78,132.72	0.00	8,264.70	86,397.42
0000341494	*MATERIAL CONTROLLER	48,942.40	52,104.00	3,161.60	47,831.10	54.84	5,577.82	53,463.76
0000346044	CONTRACT SUPV POLICE OFFICER	0.00	0.00	0.00	78,875.60	0.00	0.00	78,875.60
0000302475	*JOURNEYMAN ET-RAIL CAR MAINT	56,700.80	57,844.80	1,144.00	60,926.27	8,607.26	225.00	69,758.53
0000333098	*BUS OPERATOR	51,147.20	52,187.20	1,040.00	52,674.89	14,662.77	4,697.21	72,034.87
0000342819	GRAPHIC ARTIST	50,726.00	53,815.32	3,089.32	52,915.18	0.00	0.00	52,915.18
0000302065	*JOURNEYMAN RAIL CAR MECHANIC	56,180.80	57,844.80	1,664.00	65,043.57	6,358.65	225.00	71,627.22
0000322111	*BUS OPERATOR	51,147.20	52,187.20	1,040.00	56,142.45	14,680.93	0.00	70,823.38
0000302381	*BUS OPERATOR	51,667.20	52,707.20	1,040.00	59,018.85	39,059.36	0.00	98,078.21
0000346213	TRANSIT POLICE OFFICER	39,291.20	45,531.20	6,240.00	40,497.59	4,528.98	2,244.84	47,271.41
0000337704	*JOURNEYMAN ET-TRAIN CONTROL	56,180.80	57,324.80	1,144.00	58,710.39	29,639.77	2,688.90	91,039.06
0000342963	*BUS OPERATOR	39,894.40	44,532.80	4,638.40	44,750.31	8,232.19	0.00	52,982.50
0000317200	FOREMAN TRACK & STRCT	60,777.60	62,608.00	1,830.40	59,618.60	13,450.66	4,214.00	77,283.26
0000322669	*JOURNEYMAN ELEC POWER ELECT	56,180.80	57,324.80	1,144.00	49,722.06	5,530.32	4,358.25	59,610.63
0000343779	*BUS OPERATOR	39,894.40	44,532.80	4,638.40	47,076.29	6,317.73	0.00	53,394.02
0000322095	TRANSIT POLICE OFFICER	60,465.60	67,371.20	6,905.60	61,382.47	14,991.91	4,390.74	80,765.12
0000344803	*BUS OPERATOR	39,894.40	44,532.80	4,638.40	41,969.18	9,569.93	460.33	51,999.44
0000306251	TRANSIT POLICE SERGEANT	72,758.40	77,209.60	4,451.20	77,870.40	16,739.26	1,138.73	95,748.39
0000323598	*BUS OPERATOR	51,147.20	52,187.20	1,040.00	57,592.19	6,540.42	0.00	64,132.61
0000315131	SUPV FARE COLLECTION OPERATION	66,417.00	70,492.50	4,075.50	69,974.42	3,397.87	0.00	73,372.29
0000345880	FINANCIAL SYSTEMS ADMIN	98,840.04	104,859.56	6,019.52	103,098.83	0.00	0.00	103,098.83

METROPOLITAN ATLANTA RAPID TRANSIT AUTHORITY (MARTA)
MARTOC REPORT

EE NUMBER	TITLE	FY 21 BASE SALARY	FY 22 BASE SALARY	DIFFERENCE +/-	REGULAR EARNINGS	OVERTIME EARNINGS	OTHER EARNINGS	TOTAL EARNINGS
0000335378	MGR QUALITY CONTROL	93,699.06	99,405.54	5,706.48	97,740.27	0.00	0.00	97,740.27
0000321042	*JOURNEYMAN SUPPORT EQUIPMENT	56,180.80	57,324.80	1,144.00	60,291.74	3,168.56	225.00	63,685.30
0000323252	SUPV RAIL LINE	62,379.20	66,185.60	3,806.40	66,928.23	11,555.72	2,265.48	80,749.43
0000306541	*RAIL OPERATOR	51,667.20	52,707.20	1,040.00	56,866.42	12,983.86	604.16	70,454.44
0000329322	*JOURNEYMAN RAIL CAR MECHANIC	56,180.80	57,324.80	1,144.00	61,273.34	9,145.61	225.00	70,643.95
0000304331	*MATERIAL CONTROLLER	52,644.80	53,705.60	1,060.80	59,391.38	2,226.01	0.00	61,617.39
0000337143	*BUS OPERATOR	51,147.20	52,187.20	1,040.00	58,193.23	17,630.41	0.00	75,823.64
0000339161	SR ENTERPRISE SECUR ENGINEER	95,962.10	101,806.38	5,844.28	100,099.07	0.00	0.00	100,099.07
0000329826	*RAIL STATION CLEANER	30,180.80	30,180.80	0.00	29,493.91	2,008.83	0.00	31,502.74
0000327121	SUPV BUS TRANSPORTATION	58,843.20	62,441.60	3,598.40	56,724.50	1,146.59	4,718.96	62,590.05
0000302015	*BUS OPERATOR (DATE LAST EMPLOYED 01-May-2022)	51,667.20	52,707.20	1,040.00	53,435.10	13,489.84	0.00	66,924.94
0000304020	MGR REVENUE ADMINISTRATION	89,305.84	94,744.78	5,438.94	93,157.17	0.00	0.00	93,157.17
0000323026	*JOURNEYMAN BUS TECHNICIAN	55,328.00	56,451.20	1,123.20	59,415.75	14,387.08	225.00	74,027.83
0000333873	*BUS OPERATOR (DATE LAST EMPLOYED 30-Jun-2022)	51,147.20	52,187.20	1,040.00	24,784.71	1,472.48	786.88	27,044.07
0000306605	*BUS OPERATOR	51,667.20	52,707.20	1,040.00	54,743.60	32,020.95	968.02	87,732.57
0000305274	*STATION AGENT	46,280.00	47,195.20	915.20	47,246.27	1,084.71	1,972.08	50,303.06
0000304371	*MATERIAL CONTROLLER LEAD	54,267.20	55,348.80	1,081.60	61,313.48	7,142.86	0.00	68,456.34
0000339729	*JOURNEYMAN RAIL CAR MECHANIC	53,227.20	55,536.00	2,308.80	40,906.33	5,452.99	3,587.19	49,946.51
0000328297	*JOURNEYMAN SUPPORT EQUIPMENT	56,180.80	57,324.80	1,144.00	62,849.43	19,614.58	225.00	82,689.01
0000346331	TRANSIT POLICE OFFICER (DATE LAST EMPLOYED 15-Jul-2022)	39,291.20	51,188.80	11,897.60	47,816.15	3,804.52	0.00	51,620.67
0000306233	SCHEDULE DISTRIBUTION CLERK	31,453.50	33,384.00	1,930.50	33,071.57	940.50	2,500.50	36,512.57
0000346994	TECHNOLOGY BUSINESS MGMT SPEC	75,793.90	75,793.90	0.00	49,132.51	0.00	0.00	49,132.51
0000322365	*BUS OPERATOR	51,147.20	52,187.20	1,040.00	54,325.51	10,503.52	3,970.40	68,799.43
0000321361	*SERVICEPERSON V	53,060.80	54,142.40	1,081.60	57,637.79	6,788.86	0.00	64,426.65
0000324946	*RAIL OPERATOR	51,147.20	52,187.20	1,040.00	35,946.69	4,169.17	3,746.68	43,862.54
0000344067	*BUS OPERATOR	39,894.40	44,532.80	4,638.40	36,094.18	2,086.00	3,588.51	41,768.69
0000314909	MGR OCCUPATIONAL MEDICAL SCVS	90,879.10	96,413.98	5,534.88	92,276.72	0.00	6,175.06	98,451.78
0000333265	*STATION AGENT	45,760.00	46,675.20	915.20	29,772.20	843.15	528.00	31,143.35
0000334757	*BUS OPERATOR	51,147.20	52,187.20	1,040.00	59,578.46	32,416.84	0.00	91,995.30
0000306034	MGR ACCOUNTING	107,690.96	114,249.46	6,558.50	109,773.77	0.00	21,186.49	130,960.26
0000342891	*BUS OPERATOR	39,894.40	44,532.80	4,638.40	40,750.98	4,227.49	1,256.13	46,234.60
0000323007	TRANSIT POLICE CORPORAL	60,465.60	70,075.20	9,609.60	64,834.12	7,787.44	5,786.14	78,407.70
0000320556	MGR ACQUISITION DISPO & ROW	83,064.80	116,000.04	32,935.24	94,786.32	0.00	11,993.54	106,779.86
0000337879	*BUS OPERATOR	51,147.20	52,187.20	1,040.00	56,655.89	12,732.03	0.00	69,387.92

METROPOLITAN ATLANTA RAPID TRANSIT AUTHORITY (MARTA)
MARTOC REPORT

EE NUMBER	TITLE	FY 21	FY 22	DIFFERENCE +/-	REGULAR EARNINGS	OVERTIME EARNINGS	OTHER EARNINGS	TOTAL EARNINGS
		BASE SALARY	BASE SALARY					
0000342631	OFFICE ADMINISTRATOR II	65,000.00	68,958.50	3,958.50	67,716.70	0.00	1,326.84	69,043.54
0000338298	*BUS OPERATOR	36,899.20	36,899.20	0.00	37,762.08	7,916.17	0.00	45,678.25
0000304943	*RAIL OPERATOR	51,667.20	52,707.20	1,040.00	54,335.57	11,103.20	0.00	65,438.77
0000302691	DIR REGIONAL PLANNING	132,461.16	156,817.96	24,356.80	148,422.77	0.00	46,309.36	194,732.13
0000348019	MGR DATA CENTER SERVICES	130,000.00	130,000.00	0.00	25,000.06	0.00	0.00	25,000.06
0000339949	*BUS OPERATOR	47,424.00	52,187.20	4,763.20	52,962.71	8,021.18	0.00	60,983.89
0000333036	TRANSIT POLICE OFFICER	60,465.60	64,771.20	4,305.60	68,445.77	25,188.57	1,048.25	94,682.59
0000330992	RAIL SERVICES CONTROLLER (DATE LAST EMPLOYED 13-Jul-2022)	73,819.20	78,332.80	4,513.60	67,257.70	329.04	17,131.68	84,718.42
0000341510	TRANSIT POLICE OFFICER	51,708.80	57,616.00	5,907.20	56,444.86	6,120.21	0.00	62,565.07
0000304991	PLANNER ELECTRICAL MAINTENANCE	60,444.80	64,147.20	3,702.40	66,793.24	25,938.96	3,889.92	96,622.12
0000303978	CLAIMS ADJUSTER III-WKRS COMP	68,709.68	76,220.30	7,510.62	73,593.66	0.00	15,983.38	89,577.04
0000332339	*SERVICEPERSON I	39,166.40	39,956.80	790.40	44,556.92	4,808.46	0.00	49,365.38
0000322103	DISPATCHER RADIO COMMUNICATION	60,548.80	64,251.20	3,702.40	63,828.46	3,263.72	0.00	67,092.18
0000341165	*BUS OPERATOR	43,659.20	48,380.80	4,721.60	50,975.54	14,170.00	0.00	65,145.54
0000322543	SUPV BUS TRANSPORTATION	51,147.20	60,611.20	9,464.00	54,585.98	2,879.63	3,060.30	60,525.91
0000327329	PERFORMANCE ANALYST	78,785.98	85,281.30	6,495.32	83,281.96	0.00	0.00	83,281.96
0000345057	TRANSIT POLICE OFFICER (DATE LAST EMPLOYED 07-Mar-2022)	31,200.00	45,531.20	14,331.20	24,808.92	185.40	4,472.34	29,466.66
0000335758	COMMUNICATIONS COORD IOC	48,380.80	51,334.40	2,953.60	50,509.90	1,693.29	3,920.00	56,123.19
0000346421	*SECRETARY (N8)	31,761.60	34,361.60	2,600.00	33,747.73	0.00	0.00	33,747.73
0000341390	TRANSIT POLICE OFFICER	49,691.20	55,390.40	5,699.20	44,092.08	30,238.38	11,273.82	85,604.28
0000302111	SAFETY OPERATIONAL OFFICER (DATE LAST EMPLOYED 05-Jan-2022)	73,476.00	75,699.00	2,223.00	34,290.18	329.40	17,477.55	52,097.13
0000319274	*JOURNEYMAN ET-HVAC	56,180.80	57,324.80	1,144.00	58,968.56	98.07	225.00	59,291.63
0000322925	*JOURNEYMAN ET-TRAIN CONTROL	56,180.80	57,324.80	1,144.00	60,745.95	1,183.18	225.00	62,154.13
0000335407	SUPT REVENUE COLLECTIONS	71,444.62	75,795.72	4,351.10	72,174.78	0.00	6,620.17	78,794.95
0000338909	*BUS OPERATOR	47,424.00	52,187.20	4,763.20	50,091.40	6,064.92	1,786.48	57,942.80
0000320575	*REVENUE AGENT	50,856.00	51,875.20	1,019.20	48,189.53	2,061.56	0.00	50,251.09
0000335266	*JOURNEYMAN ET-TRAIN CONTROL	56,180.80	57,324.80	1,144.00	55,996.93	30,600.17	225.00	86,822.10
0000333466	*HOSTLER JUNIOR APPRENTICE (DATE LAST EMPLOYED 24-Dec-2021)	41,849.60	41,849.60	0.00	25,708.03	2,542.69	643.84	28,894.56
0000336915	*BUS OPERATOR	51,147.20	52,187.20	1,040.00	56,685.28	17,354.83	0.00	74,040.11
0000343287	*PT BUS OPERATOR	0.00	0.00	0.00	25,878.11	0.00	0.00	25,878.11
0000327466	*BUS OPERATOR	47,424.00	52,187.20	4,763.20	45,480.17	5,806.18	200.72	51,487.07
0000339826	CRIMINAL JUSTICE INFO TECH REC (DATE LAST EMPLOYED 22-Apr-2022)	32,635.20	34,652.80	2,017.60	28,639.06	5,355.21	458.15	34,452.42
0000343218	*BUS OPERATOR	39,894.40	44,532.80	4,638.40	48,105.90	15,477.30	0.00	63,583.20
0000333772	*BUS OPERATOR	51,147.20	52,187.20	1,040.00	53,459.86	9,337.43	4,638.99	67,436.28

METROPOLITAN ATLANTA RAPID TRANSIT AUTHORITY (MARTA)
MARTOC REPORT

EE NUMBER	TITLE	FY 21 BASE SALARY	FY 22 BASE SALARY	DIFFERENCE +/-	REGULAR EARNINGS	OVERTIME EARNINGS	OTHER EARNINGS	TOTAL EARNINGS
0000335626	*BUS OPERATOR	51,147.20	52,187.20	1,040.00	44,291.39	9,798.52	2,565.36	56,655.27
0000343269	*BUS OPERATOR	39,894.40	44,532.80	4,638.40	32,873.60	5,110.16	3,092.68	41,076.44
0000318109	TRANSIT POLICE SERGEANT	72,758.40	77,209.60	4,451.20	50,293.25	34,290.26	31,506.46	116,089.97
0000347253	*BUS OPERATOR	36,899.20	36,899.20	0.00	22,841.68	3,529.06	0.00	26,370.74
0000331188	MGR CONTRACTS (DATE LAST EMPLOYED 03-Jun-2022)	98,000.24	103,968.54	5,968.30	98,227.72	0.00	9,492.29	107,720.01
0000303152	*SERVICEPERSON I	39,166.40	40,476.80	1,310.40	47,625.36	5,698.91	0.00	53,324.27
0000339296	*BUS OPERATOR	47,424.00	52,187.20	4,763.20	55,413.88	15,141.37	0.00	70,555.25
0000330397	*JOURNEYMAN ELEC POWER ELECT	56,180.80	57,324.80	1,144.00	62,748.48	434.07	225.00	63,407.55
0000329162	*BUS OPERATOR	51,147.20	52,187.20	1,040.00	51,874.27	20,698.50	4,903.25	77,476.02
0000302327	*RAIL OPERATOR	51,667.20	52,707.20	1,040.00	57,450.59	35,327.09	0.00	92,777.68
0000337076	*BUS OPERATOR	51,147.20	52,187.20	1,040.00	49,618.46	12,844.51	0.00	62,462.97
0000346545	*PT BUS OPERATOR (DATE LAST EMPLOYED 14-Apr-2022)	23,062.00	23,062.00	0.00	21,646.04	262.17	0.00	21,908.21
0000346882	FIELD DATA COLLECTION SPEC	41,223.00	41,223.00	0.00	28,794.96	0.00	0.00	28,794.96
0000345381	*JOURNEYMAN BUS TECHNICIAN	51,771.20	53,352.00	1,580.80	57,102.59	6,423.19	225.00	63,750.78
0000346332	CONTRACT SPECIALIST II	62,125.18	66,548.56	4,423.38	62,983.95	0.00	0.00	62,983.95
0000336232	PROJECT ENGINEER	54,346.50	68,449.68	14,103.18	63,740.49	5,097.11	2,726.40	71,564.00
0000345955	*BUS OPERATOR (DATE LAST EMPLOYED 25-Jan-2022)	36,171.20	36,171.20	0.00	18,232.76	3,481.64	0.00	21,714.40
0000303550	*JOURNEYMAN AA BUS TECHNICIAN	56,700.80	57,844.80	1,144.00	62,821.39	476.02	225.00	63,522.41
0000322681	BUS MECH ELEC ENGINEER	60,985.60	75,166.00	14,180.40	67,139.12	13,403.76	2,749.87	83,292.75
0000331997	*BUS OPERATOR	51,147.20	52,187.20	1,040.00	41,296.85	13,499.73	3,179.52	57,976.10
0000331452	*SR TRAFFIC CHECKER (DATE LAST EMPLOYED 03-Aug-2022)	39,915.20	40,726.40	811.20	29,151.38	0.00	1,228.16	30,379.54
0000334040	*BUS OPERATOR	39,894.40	44,532.80	4,638.40	31,724.63	540.87	2,669.50	34,935.00
0000324539	*RAIL OPERATOR	51,147.20	52,187.20	1,040.00	50,749.89	16,251.02	0.00	67,000.91
0000302842	*BUS OPERATOR (DATE LAST EMPLOYED 01-May-2022)	51,667.20	52,707.20	1,040.00	51,758.11	11,465.94	0.00	63,224.05
0000333277	*RAIL OPERATOR	51,147.20	52,187.20	1,040.00	48,266.12	2,891.98	2,175.92	53,334.02
0000303655	*SERVICEPERSON V	53,580.80	54,662.40	1,081.60	53,269.54	6,300.62	6,875.52	66,445.68
0000322574	MOBILITY MAINT PROGRAM MGR	79,000.22	83,811.52	4,811.30	82,405.95	0.00	9,514.09	91,920.04
0000333371	*JOURNEYMAN TRACK WALKER	56,180.80	57,324.80	1,144.00	59,110.23	14,981.32	3,004.10	77,095.65
0000317547	WEB DEVELOPER III	83,018.26	90,716.86	7,698.60	88,123.91	0.00	10,177.85	98,301.76
0000318490	BREEZE MEDIA DIST AGENT	44,733.00	47,463.00	2,730.00	39,931.89	0.00	4,989.45	44,921.34
0000307042	*JOURNEYMAN RAIL CAR MECHANIC	53,227.20	55,536.00	2,308.80	58,254.65	3,012.16	225.00	61,491.81
0000344321	*BUS OPERATOR (DATE LAST EMPLOYED 20-Mar-2022)	36,899.20	36,899.20	0.00	28,070.36	5,239.63	139.12	33,449.11
0000316267	*BUS OPERATOR	51,147.20	52,187.20	1,040.00	46,374.47	8,928.30	6,094.51	61,397.28
0000346116	CONTRACT SPECIALIST II (DATE LAST EMPLOYED 02-Aug-2022)	63,431.68	67,295.02	3,863.34	66,164.95	0.00	0.00	66,164.95

MARTOC REPORT

EE NUMBER	TITLE	FY 21	FY 22	DIFFERENCE	REGULAR	OVERTIME	OTHER	TOTAL
		BASE SALARY	BASE SALARY	+/-	EARNINGS	EARNINGS	EARNINGS	EARNINGS
0000346558	*SERVICEPERSON I	38,272.00	38,272.00	0.00	36,298.89	5,085.72	0.00	41,384.61
0000338896	*BUS OPERATOR	47,424.00	52,187.20	4,763.20	47,935.55	3,197.59	3,344.90	54,478.04
0000303451	SUPV BUS & RAIL STORES	68,078.40	72,259.20	4,180.80	71,550.00	2,350.86	0.00	73,900.86
0000334417	*BUS OPERATOR	51,147.20	52,187.20	1,040.00	53,844.23	8,189.98	4,375.84	66,410.05
0000322191	PRINCIPAL PLANNER/PROJ SCHED (DATE LAST EMPLOYED 01-Feb-2022)	98,539.22	101,495.42	2,956.20	56,262.11	0.00	15,079.10	71,341.21
0000337286	*BUS OPERATOR	51,147.20	52,187.20	1,040.00	33,138.87	8,136.50	0.00	41,275.37
0000326712	*BUS OPERATOR	51,147.20	52,187.20	1,040.00	52,382.94	8,836.90	3,187.53	64,407.37
0000322539	*BUS OPERATOR	51,147.20	52,187.20	1,040.00	56,967.05	6,373.30	0.00	63,340.35
0000315092	*BUS OPERATOR	51,147.20	52,187.20	1,040.00	57,610.55	15,493.88	200.72	73,305.15
0000329346	*JOURNEYMAN BUS TECHNICIAN	55,328.00	56,451.20	1,123.20	60,314.09	1,876.47	225.00	62,415.56
0000321620	*BUS OPERATOR	51,147.20	52,187.20	1,040.00	61,015.72	61,494.37	0.00	122,510.09
0000347021	*BUS OPERATOR	36,899.20	36,899.20	0.00	26,465.55	7,339.88	0.00	33,805.43
0000343129	*JOURNEYMAN TRACK MAINTAINER	52,291.20	54,308.80	2,017.60	56,069.03	15,828.87	0.00	71,897.90
0000307138	FOREMAN COMMUNICATION	60,756.80	64,480.00	3,723.20	64,723.57	12,783.81	962.88	78,470.26
0000326265	*JOURNEYMAN RAIL CAR MECHANIC	56,180.80	57,324.80	1,144.00	62,756.71	9,853.24	225.00	72,834.95
0000342952	*SERVICEPERSON I	39,166.40	39,956.80	790.40	43,155.51	1,934.71	0.00	45,090.22
0000344258	*BUS OPERATOR (DATE LAST EMPLOYED 23-May-2022)	39,894.40	44,532.80	4,638.40	40,373.50	6,412.41	0.00	46,785.91
0000303446	CONTRACT EMP PT POLICE OFFICER	0.00	0.00	0.00	47,310.35	602.56	0.00	47,912.91
0000330387	*JOURNEYMAN ELEC POWER ELECT (DATE LAST EMPLOYED 25-Apr-2022)	56,180.80	57,324.80	1,144.00	46,277.62	7,363.66	225.00	53,866.28
0000323622	*BUS OPERATOR	51,147.20	52,187.20	1,040.00	53,531.30	4,666.54	3,199.52	61,397.36
0000305241	*BUS OPERATOR	51,667.20	52,707.20	1,040.00	48,570.66	0.00	0.00	48,570.66
0000334067	TRANSIT POLICE OFFICER SPECIAL	60,465.60	67,371.20	6,905.60	47,962.46	58,638.47	19,019.88	125,620.81
0000335208	*JOURNEYMAN ET-RADIO MAINT	56,180.80	57,324.80	1,144.00	59,876.54	14,189.16	225.00	74,290.70
0000335114	*BUS OPERATOR (DATE LAST EMPLOYED 07-Mar-2022)	51,147.20	52,187.20	1,040.00	25,553.98	559.94	2,754.08	28,868.00
0000328223	SR PROJECT MANAGER	102,547.64	120,000.14	17,452.50	110,106.01	0.00	6,093.72	116,199.73
0000344209	*JOURNEYMAN OVERHAULER	51,771.20	54,308.80	2,537.60	57,712.09	25,422.69	0.00	83,134.78
0000305519	SUPV PARKING SVC	33,598.50	35,665.50	2,067.00	35,172.97	1,777.42	1,198.13	38,148.52
0000332872	TRANSIT POLICE OFFICER (DATE LAST EMPLOYED 10-Jun-2022)	58,156.80	62,296.00	4,139.20	59,160.46	4,718.77	3,422.22	67,301.45
0000325272	TRANSIT POLICE LIEUTENANT	72,758.40	87,380.80	14,622.40	87,008.72	14,511.90	9,781.10	111,301.72
0000332612	*BUS OPERATOR	51,147.20	52,187.20	1,040.00	55,736.17	13,880.11	1,774.48	71,390.76
0000342975	*BUS OPERATOR	39,894.40	44,532.80	4,638.40	44,714.40	9,169.59	3,130.49	57,014.48
0000338826	*RAIL STATION CLEANER	34,964.80	35,672.00	707.20	40,435.49	20,160.46	0.00	60,595.95
0000344325	*JOURNEYMAN BUS TECHNICIAN	51,771.20	53,352.00	1,580.80	51,704.26	12,862.32	430.20	64,996.78
0000343063	*BUS OPERATOR (DATE LAST EMPLOYED 07-Feb-2022)	39,894.40	44,532.80	4,638.40	29,313.34	7,120.57	1,146.48	37,580.39

MARTOC REPORT

EE NUMBER	TITLE	FY 21	FY 22	DIFFERENCE	REGULAR	OVERTIME	OTHER	TOTAL
		BASE SALARY	BASE SALARY	+/-	EARNINGS	EARNINGS	EARNINGS	EARNINGS
0000345615	*BUS OPERATOR	36,171.20	40,705.60	4,534.40	27,774.71	3,534.55	0.00	31,309.26
0000332894	*BUS OPERATOR	51,147.20	52,187.20	1,040.00	44,198.27	5,487.73	3,793.68	53,479.68
0000341090	TRANSIT POLICE OFFICER	49,691.20	55,390.40	5,699.20	56,010.22	6,508.67	0.00	62,518.89
0000304268	*BUS OPERATOR	51,147.20	52,707.20	1,560.00	57,902.02	22,921.75	0.00	80,823.77
0000316339	*JOURNEYMAN ELEC POWER ELECT	56,180.80	57,324.80	1,144.00	59,994.68	17,389.54	2,822.37	80,206.59
0000334064	TRANSIT POLICE OFFICER	60,465.60	67,371.20	6,905.60	62,153.43	7,303.02	6,932.70	76,389.15
0000343426	*BUS OPERATOR	39,894.40	44,532.80	4,638.40	45,766.20	5,747.04	1,864.99	53,378.23
0000344995	*JOURNEYMAN BUS TECHNICIAN	51,771.20	53,352.00	1,580.80	54,799.78	4,045.67	225.00	59,070.45
0000338903	*BUS OPERATOR	47,424.00	52,187.20	4,763.20	53,798.67	7,279.47	0.00	61,078.14
0000340768	PROTECTIVE SPEC POLICE CADET	31,200.00	42,848.00	11,648.00	36,905.05	2,808.14	2,943.95	42,657.14
0000334849	*BUS OPERATOR	51,147.20	52,187.20	1,040.00	54,357.55	19,361.52	0.00	73,719.07
0000336906	*BUS OPERATOR (DATE LAST EMPLOYED 29-Oct-2021)	51,147.20	51,147.20	0.00	17,313.63	1,273.29	1,606.47	20,193.39
0000339386	*BUS OPERATOR	47,424.00	52,187.20	4,763.20	55,498.02	12,663.09	0.00	68,161.11
0000333264	*SERVICEPERSON I	35,484.80	39,956.80	4,472.00	41,135.00	7,694.37	0.00	48,829.37
0000320449	CONTRACT EMP ADMIN SUPPORT	0.00	0.00	0.00	24,241.98	197.00	0.00	24,438.98
0000332093	*BUS OPERATOR	51,147.20	52,187.20	1,040.00	55,369.34	7,629.34	1,782.48	64,781.16
0000317606	*BUS OPERATOR	51,147.20	52,187.20	1,040.00	56,328.14	14,028.84	1,896.15	72,253.13
0000346100	*BUS OPERATOR (DATE LAST EMPLOYED 24-May-2022)	36,171.20	40,705.60	4,534.40	30,899.45	5,143.37	520.33	36,563.15
0000338214	*BUS OPERATOR	51,147.20	52,187.20	1,040.00	56,219.42	15,725.71	0.00	71,945.13
0000304134	CONTRACT EMP PT POLICE OFFICER	0.00	0.00	0.00	36,306.11	0.00	0.00	36,306.11
0000335731	DISPATCHER RADIO COMMUNICATION (DATE LAST EMPLOYED 15-Apr-2022)	58,822.40	62,420.80	3,598.40	48,157.50	3,129.53	0.00	51,287.03
0000319098	SR COST ANALYST	86,152.30	91,399.10	5,246.80	86,783.04	0.00	13,395.01	100,178.05
0000331206	*BUS OPERATOR	51,147.20	52,187.20	1,040.00	52,791.15	3,149.39	3,163.52	59,104.06
0000335299	*BUS OPERATOR	51,147.20	52,187.20	1,040.00	45,217.90	13,909.82	590.16	59,717.88
0000340101	*BUS OPERATOR	47,424.00	52,187.20	4,763.20	40,063.78	7,935.83	1,510.05	49,509.66
0000305230	MGR COMPENSATION	83,590.00	115,336.78	31,746.78	81,204.38	0.00	12,834.18	94,038.56
0000344453	*BUS OPERATOR	39,894.40	44,532.80	4,638.40	29,513.07	5,979.30	0.00	35,492.37
0000329427	*JOURNEYMAN RAIL CAR MECHANIC	56,180.80	57,324.80	1,144.00	60,265.60	3,229.75	225.00	63,720.35
0000347405	*BUS OPERATOR	36,899.20	36,899.20	0.00	19,055.85	1,656.50	0.00	20,712.35
0000302940	*BUS OPERATOR	51,147.20	52,707.20	1,560.00	54,850.23	6,282.91	0.00	61,133.14
0000320338	DIR SHORT RANGE PLANNING (DATE LAST EMPLOYED 15-Oct-2021)	141,728.60	145,980.64	4,252.04	120,551.57	0.00	7,300.54	127,852.11
0000318107	TRANSIT POLICE SERGEANT	72,758.40	77,209.60	4,451.20	48,720.47	58,715.17	38,570.04	146,005.68
0000332651	*BUS OPERATOR	41,849.60	36,899.20	-4,950.40	30,222.78	1,324.21	0.00	31,546.99
0000345628	*JOURNEYMAN BUS TECHNICIAN	48,755.20	52,811.20	4,056.00	51,724.79	805.72	225.00	52,755.51

METROPOLITAN ATLANTA RAPID TRANSIT AUTHORITY (MARTA)
MARTOC REPORT

EE NUMBER	TITLE	FY 21	FY 22	DIFFERENCE	REGULAR	OVERTIME	OTHER	TOTAL
		BASE SALARY	BASE SALARY	+/-	EARNINGS	EARNINGS	EARNINGS	EARNINGS
0000346969	TRANSIT POLICE OFFICER (DATE LAST EMPLOYED 01-Aug-2022)	45,531.20	45,531.20	0.00	30,660.00	0.00	0.00	30,660.00
0000339167	*BUS OPERATOR	47,424.00	47,424.00	0.00	27,221.41	8,183.42	608.08	36,012.91
0000342137	TRANSIT POLICE OFFICER (DATE LAST EMPLOYED 18-Jul-2022)	49,691.20	53,268.80	3,577.60	35,877.60	0.00	238.90	36,116.50
0000331102	*JOURNEYMAN ET-HVAC	56,180.80	57,324.80	1,144.00	60,757.53	2,115.86	225.00	63,098.39
0000335536	*JOURNEYMAN ET-HVAC	56,180.80	57,324.80	1,144.00	43,000.52	4,467.15	225.00	47,692.67
0000323599	SECURITY TECHNICIAN	37,960.00	60,112.00	22,152.00	39,607.20	0.00	1,859.52	41,466.72
0000332190	*RAIL OPERATOR	51,147.20	52,187.20	1,040.00	58,008.94	13,345.30	0.00	71,354.24
0000325326	*JOURNEYMAN ET-RADIO MAINT	56,180.80	57,324.80	1,144.00	61,683.30	54,560.93	225.00	116,469.23
0000332756	RAIL SERVICES CONTROLLER	58,968.00	73,819.20	14,851.20	72,598.65	5,237.14	6,666.80	84,502.59
0000316208	RAIL SERVICES CONTROLLER	86,632.00	91,915.20	5,283.20	92,612.45	4,252.00	8,734.80	105,599.25
0000329227	TRANSIT POLICE SERGEANT	60,465.60	71,406.40	10,940.80	52,477.36	47,711.90	23,741.30	123,930.56
0000324538	*JOURNEYMAN AA BUS TECHNICIAN (DATE LAST EMPLOYED 24-Feb-2022)	54,433.60	55,536.00	1,102.40	20,460.89	0.00	225.00	20,685.89
0000320483	SUPV BUS & RAIL STORES	52,124.80	64,500.80	12,376.00	59,212.44	1,022.63	275.66	60,510.73
0000321542	*BUS OPERATOR (DATE LAST EMPLOYED 01-Apr-2022)	51,147.20	52,187.20	1,040.00	47,808.99	10,420.25	239.02	58,468.26
0000338977	*BUS OPERATOR	47,424.00	52,187.20	4,763.20	51,252.36	14,033.96	1,108.72	66,395.04
0000338641	*RAIL STATION CLEANER	34,964.80	35,672.00	707.20	42,423.50	42,908.92	0.00	85,332.42
0000317860	*BUS OPERATOR	51,147.20	52,187.20	1,040.00	56,905.99	26,309.65	2,557.36	85,773.00
0000346308	*CUSTOMER INFORMATION OPERATOR	31,761.60	34,361.60	2,600.00	36,058.16	3,144.64	0.00	39,202.80
0000336341	*RAIL OPERATOR	51,147.20	52,187.20	1,040.00	32,609.46	839.17	2,853.08	36,301.71
0000347154	FIELD INSPECTOR II	57,681.00	57,681.00	0.00	36,249.91	4,894.65	0.00	41,144.56
0000305807	*JOURNEYMAN ET-RAIL CAR MAINT	56,700.80	57,844.80	1,144.00	59,292.32	5,747.11	1,315.40	66,354.83
0000335996	*BUS OPERATOR	51,147.20	52,187.20	1,040.00	43,714.37	1,787.82	4,438.15	49,940.34
0000322666	*BUS OPERATOR	51,147.20	52,187.20	1,040.00	53,886.80	17,753.71	3,384.24	75,024.75
0000324687	DISPATCHER-RAIL TRANSPORTATION	58,281.60	61,859.20	3,577.60	61,402.90	2,422.17	5,052.25	68,877.32
0000337780	*JOURNEYMAN TRACK MAINTAINER	56,180.80	57,324.80	1,144.00	58,205.53	10,015.72	2,971.10	71,192.35
0000305607	*STATION AGENT	46,280.00	47,195.20	915.20	54,412.62	24,802.34	1,267.12	80,482.08
0000302566	*JOURNEYMAN AUTOMOTIVE TECH	56,700.80	57,844.80	1,144.00	61,100.28	6,645.30	225.00	67,970.58
0000332689	*BUS OPERATOR	51,147.20	52,187.20	1,040.00	47,699.96	3,462.40	2,810.08	53,972.44
0000321373	*BUS OPERATOR	51,147.20	52,187.20	1,040.00	56,173.14	19,865.55	0.00	76,038.69
0000344875	*JOURNEYMAN TRACK MAINTAINER	37,980.80	53,872.00	15,891.20	52,234.67	14,929.45	0.00	67,164.12
0000341190	*BUS OPERATOR	43,659.20	48,380.80	4,721.60	52,976.13	28,779.46	0.00	81,755.59
0000344255	*BUS OPERATOR	39,894.40	44,532.80	4,638.40	35,478.10	3,842.45	3,767.21	43,087.76
0000345958	*BUS OPERATOR	36,171.20	40,705.60	4,534.40	36,315.54	9,330.08	957.96	46,603.58
0000334187	MOBILITY CUSTOMER CARE REP	40,930.50	43,426.50	2,496.00	44,165.63	1,594.18	0.00	45,759.81

MARTOC REPORT

EE NUMBER	TITLE	FY 21	FY 22	DIFFERENCE	REGULAR	OVERTIME	OTHER	TOTAL
		BASE SALARY	BASE SALARY	+/-	EARNINGS	EARNINGS	EARNINGS	EARNINGS
0000343706	*SECRETARY (N9)	38,916.80	43,721.60	4,804.80	31,186.56	59.01	2,549.15	33,794.72
0000316340	SUPV FARE COLLECTION OPERATION	50,856.00	61,425.00	10,569.00	60,027.35	2,892.03	0.00	62,919.38
0000304636	SUPT CONTROL CENTER	93,695.94	99,402.42	5,706.48	97,736.76	0.00	14,874.51	112,611.27
0000339459	*JOURNEYMAN RAIL CAR MECHANIC	48,755.20	57,324.80	8,569.60	52,738.34	48.20	225.00	53,011.54
0000304410	*BUS OPERATOR	51,147.20	52,187.20	1,040.00	45,051.28	2,772.42	4,437.48	52,261.18
0000318737	CAPITAL PROJECTS ADMINISTRATOR	43,602.00	48,613.50	5,011.50	47,080.99	928.57	4,116.15	52,125.71
0000326617	*BUS OPERATOR (DATE LAST EMPLOYED 19-May-2022)	51,147.20	52,187.20	1,040.00	45,705.09	2,038.78	196.72	47,940.59
0000303192	*BUS OPERATOR	51,667.20	52,707.20	1,040.00	55,213.83	507.19	0.00	55,721.02
0000340596	*BUS OPERATOR	43,659.20	48,380.80	4,721.60	39,824.42	1,525.35	2,922.57	44,272.34
0000315162	*BUS OPERATOR	51,147.20	52,187.20	1,040.00	57,037.02	20,518.52	0.00	77,555.54
0000343466	*BUS OPERATOR	39,894.40	44,532.80	4,638.40	39,928.52	1,739.00	3,448.13	45,115.65
0000332895	*BUS OPERATOR	51,147.20	51,147.20	0.00	20,929.51	2,753.11	983.60	24,666.22
0000347134	*JOURNEYMAN BUS TECHNICIAN	52,811.20	52,811.20	0.00	31,241.41	151.55	0.00	31,392.96
0000335656	*JOURNEYMAN TRACK MAINTAINER	56,180.80	57,324.80	1,144.00	57,650.74	11,715.72	4,216.68	73,583.14
0000327869	CJIT-CALL TAKER (DATE LAST EMPLOYED 01-Dec-2021)	42,140.80	43,409.60	1,268.80	18,303.25	2,040.53	7,969.01	28,312.79
0000306136	*TRANSPORTATION ASSISTANT (DATE LAST EMPLOYED 01-Mar-2022)	39,540.80	40,331.20	790.40	35,613.49	0.00	8,303.52	43,917.01
0000315064	*BUS OPERATOR	51,147.20	52,187.20	1,040.00	57,635.88	15,676.66	0.00	73,312.54
0000305259	*BUS OPERATOR	51,667.20	52,707.20	1,040.00	36,275.76	1,580.44	5,620.16	43,476.36
0000343559	*BUS OPERATOR	39,894.40	44,532.80	4,638.40	43,367.61	5,221.39	2,125.05	50,714.05
0000343561	*BUS OPERATOR	39,894.40	44,532.80	4,638.40	47,043.11	13,436.59	0.00	60,479.70
0000322492	*RAIL STATION CLEANER	34,964.80	35,672.00	707.20	40,444.93	6,225.60	0.00	46,670.53
0000304657	*BUS OPERATOR	51,667.20	52,707.20	1,040.00	49,795.94	15,332.76	2,189.92	67,318.62
0000341534	TRANSIT POLICE OFFICER (DATE LAST EMPLOYED 16-Dec-2021)	45,947.20	49,233.60	3,286.40	24,047.60	5,322.38	0.00	29,369.98
0000346486	PERFORMANCE ANALYST (DATE LAST EMPLOYED 01-Dec-2021)	71,947.20	71,947.20	0.00	29,332.32	0.00	0.00	29,332.32
0000334788	DISPATCHER RADIO COMMUNICATION	51,147.20	54,912.00	3,764.80	54,317.41	14,218.04	2,626.75	71,162.20
0000306036	SAFETY OPERATIONAL OFFICER	72,774.00	85,429.50	12,655.50	67,919.02	4,208.16	5,381.60	77,508.78
0000314214	*JOURNEYMAN ELEC POWER ELECT	56,180.80	57,324.80	1,144.00	60,524.29	13,501.33	1,547.88	75,573.50
0000342596	*BUS OPERATOR (DATE LAST EMPLOYED 04-Apr-2022)	43,659.20	44,532.80	873.60	41,018.64	4,146.99	0.00	45,165.63
0000343474	*BUS OPERATOR	39,894.40	44,532.80	4,638.40	33,693.75	3,950.89	767.20	38,411.84
0000302962	*JOURNEYMAN BUS TECHNICIAN	55,848.00	56,971.20	1,123.20	60,164.62	6,946.76	225.00	67,336.38
0000304113	*MATERIAL CONTROLLER LEAD	53,747.20	55,348.80	1,601.60	57,730.64	195.36	0.00	57,926.00
0000345130	TRANSIT POLICE OFFICER	42,515.20	47,340.80	4,825.60	47,246.81	5,302.14	1,001.44	53,550.39
0000346715	*JOURNEYMAN ET-TRAIN CONTROL	49,732.80	49,732.80	0.00	42,192.64	2,280.36	562.56	45,035.56
0000347590	INVESTMENT ASSOCIATE	67,857.66	67,857.66	0.00	23,489.20	0.00	0.00	23,489.20

MARTOC REPORT

EE NUMBER	TITLE	FY 21	FY 22	DIFFERENCE	REGULAR	OVERTIME	OTHER	TOTAL
		BASE SALARY	BASE SALARY	+/-	EARNINGS	EARNINGS	EARNINGS	EARNINGS
0000333340	*JOURNEYMAN TRACK WALKER	56,180.80	57,324.80	1,144.00	63,995.68	22,459.24	0.00	86,454.92
0000320035	*JOURNEYMAN ET-RAIL CAR MAINT	56,180.80	57,324.80	1,144.00	60,989.36	7,135.87	225.00	68,350.23
0000330156	*RAIL OPERATOR	51,147.20	52,187.20	1,040.00	47,349.29	1,253.87	3,171.52	51,774.68
0000342555	PROJECT MANAGER II	74,000.16	104,972.14	30,971.98	100,216.23	0.00	0.00	100,216.23
0000339516	CLAIMS ADJUSTER III	66,414.66	73,645.00	7,230.34	71,118.79	0.00	6,150.96	77,269.75
0000302161	SUPT STATION ZONE SERVICES	68,904.94	79,470.82	10,565.88	76,646.39	0.00	9,377.46	86,023.85
0000339046	*BUS OPERATOR	47,424.00	52,187.20	4,763.20	55,334.41	10,997.00	1,174.00	67,505.41
0000323701	*JOURNEYMAN SUPPORT EQUIPMENT	56,180.80	57,324.80	1,144.00	55,148.84	3,160.20	225.00	58,534.04
0000332080	*BUS OPERATOR	51,147.20	52,187.20	1,040.00	47,617.45	4,755.23	4,588.57	56,961.25
0000328142	PROTECTIVE SPEC POLICE CADET	31,990.40	42,848.00	10,857.60	38,049.26	5,390.99	3,410.75	46,851.00
0000302013	*JOURNEYMAN ET-TRAIN CONTROL	56,700.80	57,844.80	1,144.00	64,539.96	23,473.32	225.00	88,238.28
0000304401	*JOURNEYMAN ET-RADIO MAINT	56,700.80	57,844.80	1,144.00	65,978.73	58,242.00	225.00	124,445.73
0000335150	*BUS OPERATOR	51,147.20	52,187.20	1,040.00	55,519.60	19,342.13	0.00	74,861.73
0000343061	*BUS OPERATOR	39,894.40	44,532.80	4,638.40	47,023.90	8,673.74	1,316.72	57,014.36
0000342568	*SERVICEPERSON I	39,166.40	39,956.80	790.40	40,292.10	878.87	1,094.97	42,265.94
0000344128	*BUS OPERATOR	39,894.40	44,532.80	4,638.40	36,746.49	0.00	0.00	36,746.49
0000337387	MGR MAINT CONTROL CENTER	87,418.50	92,742.52	5,324.02	90,967.79	0.00	8,230.10	99,197.89
0000341986	CUSTOMER CARE REP	38,746.50	41,125.50	2,379.00	40,398.35	0.00	0.00	40,398.35
0000330920	*BUS OPERATOR	51,147.20	52,187.20	1,040.00	57,891.67	44,000.65	0.00	101,892.32
0000303905	*JOURNEYMAN SUPPORT EQUIPMENT	56,700.80	57,844.80	1,144.00	60,243.98	0.00	225.00	60,468.98
0000342293	*BUS OPERATOR	43,659.20	48,380.80	4,721.60	31,127.06	2,799.35	1,007.52	34,933.93
0000332338	*BUS OPERATOR	51,147.20	52,187.20	1,040.00	42,207.18	6,146.18	196.72	48,550.08
0000306638	*BUS OPERATOR	51,667.20	52,707.20	1,040.00	63,593.10	33,922.22	0.00	97,515.32
0000343791	PROTECTIVE SPEC POLICE CADET	31,200.00	42,848.00	11,648.00	37,334.57	4,135.91	2,272.34	43,742.82
0000336161	*JOURNEYMAN ET-TELEPHONE MAINT	56,180.80	57,324.80	1,144.00	60,497.94	7,024.78	225.00	67,747.72
0000316658	*RAIL OPERATOR	51,147.20	52,187.20	1,040.00	46,364.08	8,100.49	0.00	54,464.57
0000338982	*BUS OPERATOR	47,424.00	51,147.20	3,723.20	23,364.42	345.43	0.00	23,709.85
0000336917	(DATE LAST EMPLOYED 17-Dec-2021) TRANSIT POLICE OFFICER	55,931.20	62,296.00	6,364.80	49,005.46	1,828.21	4,497.90	55,331.57
0000345585	*JOURNEYMAN ELEC POWER ELECT	48,755.20	49,732.80	977.60	52,526.95	11,566.66	225.00	64,318.61
0000335537	*JOURNEYMAN ELEC POWER ELECT	56,180.80	57,324.80	1,144.00	64,164.44	33,276.14	225.00	97,665.58
0000346351	*JOURNEYMAN ELEC POWER ELECT	48,755.20	49,732.80	977.60	52,177.45	9,508.56	225.00	61,911.01
0000320592	PARKING SERVICES REP	23,809.50	30,127.50	6,318.00	26,500.72	649.92	1,158.80	28,309.44
0000337720	ELECTRICAL MAINTENANCE INSPECT (DATE LAST EMPLOYED 09-Jul-2022)	56,180.80	59,631.00	3,450.20	28,999.24	17,792.64	225.00	47,016.88
0000344760	SUPV LIGHT RAIL MAINT (DATE LAST EMPLOYED 31-Dec-2021)	61,089.60	62,940.80	1,851.20	34,095.90	403.17	0.00	34,499.07

METROPOLITAN ATLANTA RAPID TRANSIT AUTHORITY (MARTA)
MARTOC REPORT

EE NUMBER	TITLE	FY 21	FY 22	DIFFERENCE	REGULAR	OVERTIME	OTHER	TOTAL
		BASE SALARY	BASE SALARY	+/-	EARNINGS	EARNINGS	EARNINGS	EARNINGS
0000331986	*RAIL OPERATOR	51,147.20	52,187.20	1,040.00	57,703.41	25,225.95	0.00	82,929.36
0000316527	ACCOUNTANT II	49,257.00	56,650.36	7,393.36	54,054.76	3,101.34	0.00	57,156.10
0000343297	CUSTOMER CARE REP	39,894.40	42,003.00	2,108.60	41,842.77	3,575.55	2,867.15	48,285.47
0000317324	GEN FOREMAN BLDGS & SUPP EQUIP	68,868.80	77,206.74	8,337.94	73,248.96	0.00	5,598.47	78,847.43
0000339666	*SERVICEPERSON I	39,166.40	39,956.80	790.40	44,820.23	5,916.00	0.00	50,736.23
0000320590	*BUS OPERATOR	51,147.20	52,187.20	1,040.00	56,902.12	20,219.42	0.00	77,121.54
0000303095	*SERVICEPERSON I	39,686.40	40,476.80	790.40	37,535.60	10,401.46	6,105.60	54,042.66
0000305029	MAINTENANCE PLANNER BUS	60,424.00	64,126.40	3,702.40	64,688.65	19,254.96	7,916.75	91,860.36
0000302874	*RAIL OPERATOR (DATE LAST EMPLOYED 09-Oct-2021)	51,667.20	51,667.20	0.00	18,725.14	4,211.53	0.00	22,936.67
0000306145	SUPT RAIL LINE (DATE LAST EMPLOYED 01-Jan-2022)	71,644.04	73,793.46	2,149.42	39,652.37	0.00	6,263.75	45,916.12
0000322005	INSTRUCTOR CAR MAINT MECH	60,756.80	64,480.00	3,723.20	63,958.12	13,745.40	6,349.72	84,053.24
0000310614	E LEARNING SPECIALIST	72,100.08	72,100.08	0.00	59,884.08	0.00	0.00	59,884.08
0000302047	*RAIL OPERATOR	51,667.20	52,707.20	1,040.00	59,020.52	16,429.54	0.00	75,450.06
0000322174	*BUS OPERATOR	51,147.20	52,187.20	1,040.00	58,297.26	14,378.45	1,459.74	74,135.45
0000318682	*BUS OPERATOR	51,147.20	52,187.20	1,040.00	17,531.71	5,650.43	196.72	23,378.86
0000329273	TRANSIT POLICE SERGEANT	58,156.80	68,681.60	10,524.80	65,068.28	19,202.44	7,419.84	91,690.56
0000305631	*BUS OPERATOR	51,667.20	52,707.20	1,040.00	27,831.13	324.56	5,629.59	33,785.28
0000302664	*RAIL OPERATOR	51,667.20	52,707.20	1,040.00	50,927.80	785.50	3,823.68	55,536.98
0000304879	SUPV PARKING SVC	41,515.50	44,050.50	2,535.00	43,595.17	4,490.50	1,644.75	49,730.42
0000333087	*RAIL OPERATOR	51,147.20	52,187.20	1,040.00	54,437.69	12,123.62	2,609.36	69,170.67
0000342890	*BUS OPERATOR	39,894.40	44,532.80	4,638.40	46,614.89	7,970.76	489.28	55,074.93
0000304960	RIDESTORE ASSISTANT	33,871.50	35,958.00	2,086.50	36,055.05	7,968.51	4,800.00	48,823.56
0000345530	SUPPORT ANALYST II	56,997.46	60,468.72	3,471.26	52,425.34	0.00	1,806.40	54,231.74
0000304065	*BUS OPERATOR (DATE LAST EMPLOYED 01-Oct-2021)	51,667.20	51,667.20	0.00	22,057.20	0.00	0.00	22,057.20
0000342478	DEPARTMENT ADMINISTRATOR	55,884.40	65,000.00	9,115.60	59,829.83	0.00	0.00	59,829.83
0000333695	CJIT-POLICE DISPATCHER	45,739.20	48,526.40	2,787.20	44,393.86	15,658.06	7,812.10	67,864.02
0000330935	SUPV BUS TRANSPORTATION	60,611.20	64,334.40	3,723.20	64,013.07	3,771.19	8,012.66	75,796.92
0000319677	MAINTENANCE PLANNER-RAIL	60,444.80	64,147.20	3,702.40	63,079.42	1,015.44	5,479.20	69,574.06
0000337525	INTERIM COO	183,818.44	230,000.16	46,181.72	210,522.16	0.00	16,911.31	227,433.47
0000302359	INSTRUCTOR CENTRAL MAINTENANCE	58,988.80	62,608.00	3,619.20	62,180.28	18,715.68	8,979.60	89,875.56
0000305182	*JOURNEYMAN RAIL CAR MECHANIC	56,700.80	57,844.80	1,144.00	61,897.42	327.12	225.00	62,449.54
0000317717	SUPV RAIL LINE	62,608.00	66,456.00	3,848.00	63,096.36	12,979.44	0.00	76,075.80
0000334986	*JOURNEYMAN ET-TRAIN CONTROL (DATE LAST EMPLOYED 29-Apr-2022)	56,180.80	57,324.80	1,144.00	56,195.01	19,753.38	0.00	75,948.39
0000331065	INSTRUCTOR BUS OPERATIONS	56,638.40	60,112.00	3,473.60	58,043.16	10,326.36	0.00	68,369.52

MARTOC REPORT

EE NUMBER	TITLE	FY 21 BASE SALARY	FY 22 BASE SALARY	DIFFERENCE +/-	REGULAR EARNINGS	OVERTIME EARNINGS	OTHER EARNINGS	TOTAL EARNINGS
0000329886	ELECTRICAL ENGINEER VI	94,794.44	100,567.48	5,773.04	98,880.85	0.00	7,510.64	106,391.49
0000329835	RAIL SERVICES CONTROLLER	51,147.20	71,552.00	20,404.80	56,913.16	613.60	616.79	58,143.55
0000316210	CONTRACT EMP PT POLICE OFFICER	0.00	0.00	0.00	36,315.12	0.00	0.00	36,315.12
0000346812	*BUS OPERATOR	36,899.20	36,899.20	0.00	20,940.08	1,969.48	0.00	22,909.56
0000344698	TRANSIT POLICE OFFICER	45,947.20	53,268.80	7,321.60	42,248.90	24,533.00	12,538.22	79,320.12
0000345569	MGR TRANSIT RESEARCH & ANALYSIS	100,104.16	103,107.42	3,003.26	101,490.47	0.00	0.00	101,490.47
0000340737	*JOURNEYMAN ET-RAIL CAR MAINT	56,180.80	57,324.80	1,144.00	62,081.30	7,822.36	441.08	70,344.74
0000340571	MEDIA COMMUNICATIONS SPEC	60,911.76	64,621.70	3,709.94	63,297.47	0.00	4,737.00	68,034.47
0000329432	*JOURNEYMAN ET-LABORATORY	56,180.80	57,324.80	1,144.00	61,604.47	1,394.68	225.00	63,224.15
0000342822	MGR STRATEGIC PERFORMANCE	94,877.90	97,724.38	2,846.48	95,887.99	0.00	0.00	95,887.99
0000302831	SUPV RISK MANAGEMENT ADMIN	69,885.66	75,190.44	5,304.78	73,506.30	0.00	6,577.02	80,083.32
0000344832	*BUS OPERATOR	39,894.40	44,532.80	4,638.40	46,643.66	4,279.84	0.00	50,923.50
0000302975	SR COST ANALYST	86,618.74	91,894.14	5,275.40	88,639.51	0.00	10,397.29	99,036.80
0000327670	*JOURNEYMAN ET-TRAIN CONTROL	56,180.80	57,324.80	1,144.00	63,037.67	28,530.00	225.00	91,792.67
0000328833	*BUS OPERATOR	51,147.20	52,187.20	1,040.00	55,997.42	7,442.64	0.00	63,440.06
0000343088	*BUS OPERATOR	39,894.40	44,532.80	4,638.40	46,659.04	7,789.13	1,820.32	56,268.49
0000344916	*BUS OPERATOR	36,171.20	40,705.60	4,534.40	31,129.46	3,394.34	2,582.81	37,106.61
0000305495	GEN SUPT RAIL LINE (DATE LAST EMPLOYED 01-Aug-2022)	117,270.14	123,763.12	6,492.98	121,390.18	0.00	28,720.01	150,110.19
0000302395	*JOURNEYMAN AA BUS TECHNICIAN	56,700.80	57,844.80	1,144.00	60,727.87	4,160.20	225.00	65,113.07
0000304990	TRANSIT POLICE LIEUTENANT	88,628.80	94,036.80	5,408.00	97,900.05	8,959.23	2,686.20	109,545.48
0000327636	*BUS OPERATOR (DATE LAST EMPLOYED 01-Jun-2022)	51,147.20	52,187.20	1,040.00	54,050.24	6,980.91	0.00	61,031.15
0000303515	SUPV TELEPHONY OPERATIONS	72,215.52	76,613.68	4,398.16	75,330.98	0.00	8,517.74	83,848.72
0000306330	*BUS OPERATOR	51,147.20	52,707.20	1,560.00	55,993.12	12,302.17	2,806.08	71,101.37
0000342346	TRANSIT POLICE OFFICER	47,798.40	53,268.80	5,470.40	51,610.18	5,161.99	0.00	56,772.17
0000334784	*JOURNEYMAN ET-TRAIN CONTROL	56,180.80	57,324.80	1,144.00	65,507.09	31,361.80	225.00	97,093.89
0000306365	FARE COLLECTION ASST	33,501.00	35,568.00	2,067.00	35,659.68	7,869.29	2,707.17	46,236.14
0000341962	PARKING SERVICES CASHIER PT (DATE LAST EMPLOYED 24-Jul-2022)	0.00	0.00	0.00	24,811.02	231.87	0.00	25,042.89
0000338306	*JOURNEYMAN ET-TRAIN CONTROL	56,180.80	57,324.80	1,144.00	61,184.21	28,984.94	1,862.10	92,031.25
0000327140	MECHANICAL ENGINEER VI	96,514.86	102,392.94	5,878.08	100,676.21	0.00	0.00	100,676.21
0000304593	COST ANALYST (DATE LAST EMPLOYED 01-Jan-2022)	74,738.30	76,980.54	2,242.24	41,364.48	0.00	10,043.40	51,407.88
0000339044	*RAIL OPERATOR	47,424.00	52,187.20	4,763.20	52,624.31	5,896.99	196.72	58,718.02
0000344650	*BUS OPERATOR	39,894.40	44,532.80	4,638.40	44,913.91	5,884.85	0.00	50,798.76

Total Number Of Employees

3960

APPENDIX

FY 2021 Audited Financial Statement

METROPOLITAN ATLANTA RAPID TRANSIT AUTHORITY

ANNUAL COMPREHENSIVE FINANCIAL REPORT



For the year ended June 30, 2021 / Atlanta, Georgia





Annual Comprehensive Financial Report

For the Year Ended

June 30, 2021

Atlanta, Georgia

Prepared by the Department of Finance
Raj Srinath, Chief Financial Officer

INTENTIONALLY LEFT BLANK

TABLE OF CONTENTS

INTRODUCTORY SECTION-Unaudited

Letter of Transmittal	IX
Certificate of Achievement.....	XVII
Board of Directors.....	XVIII
GM & Executive Staff.....	XIX
Organizational Chart	XX
Rail Map.....	XXII

FINANCIAL SECTION

Independent Auditor's Report.....	1
Management's Discussion and Analysis.....	5
Statement of Net Position.....	14
Statement of Revenues, Expenses and Changes in Net Position	16
Statement of Cash Flows.....	17
Statement of Fiduciary Net Position	19
Statement of Changes in Fiduciary Net Position Fiduciary Funds	20
Notes to the Financial Statements.....	21

REQUIRED SUPPLEMENTARY INFORMATION

Schedule of Changes in the Net Pension Liability and Related Ratios	70
Schedule of Employer Contributions - Pension.....	75
Schedule of Changes in Net OPEB Liability and Related Ratios.....	77
Schedule of Employer Contributions - OPEB.....	78

SUPPLEMENTARY INFORMATION

Supplemental Schedule of Revenues and Expenses	
Budget vs. Actual (Budget Basis)	79
Notes to the Supplemental Schedule	80

STATISTICAL SECTION-Unaudited

Description of Categories	83
---------------------------------	----

FINANCIAL TRENDS

Condensed Summary of Net Position.....	87
Summary of Revenues, Expenses and Changes in Net Position.....	88
Sales Tax Collection and Usage.....	89
Revenues and Operating Assistance Comparison to Industry Trend Data.....	90
Total Expenses by Function	91
Total Operating Expenses by Object.....	92
Operating Expenses Comparison to Industry Trend Data.....	93

TABLE OF CONTENTS

REVENUE CAPACITY

Revenues by Source	97
Farebox Recovery Percentage.....	98
Sales & Use Tax Rates Direct and Overlapping Governments	99

DEBT CAPACITY

Sales & Use Tax Revenue Bond Debt Coverage	103
Sales & Use Tax Revenue Bond Debt Service Limit	104
Sales & Use Tax Revenue Bond Debt Service Limit Last Ten Fiscal Years.....	105
Sales & Use Tax Revenue Bond Debt Ratios.....	106
Computation of Overlapping Debt.....	107

DEMOGRAPHIC & ECONOMIC INFORMATION

Trends in Personal Income.....	111
Population and Employment.....	112
Unemployment Rates	113
Top Ten Corporate Employers in the Atlanta Region	114

OPERATING INFORMATION

Transit Service Effort & Accomplishments Per Mile.....	117
Transit Service Effort and Accomplishments Per Hour.....	118
Unlinked Passenger Changes.....	119
Fare Structure	120
Vehicles Operated in Maximum Service	121
Number of Employees	122
Miscellaneous Statistical Data.....	123

SINGLE AUDIT

Report of Independent Auditor on Internal Control over Financial Reporting and on Compliance and Other Matters Based on an Audit of Financial Statements Performed in Accordance with Government Auditing Standards	127
Independent Auditor's Report On Compliance For Each Major Federal Program; Report On Internal Control Over Compliance; And Report On The Schedule Of Expenditures Of Federal Awards Required By The Uniform Guidance	129
Schedule of Expenditures of Federal Awards.....	131
Notes to the Schedule of Expenditures of Federal Awards	133
Schedule of Findings and Questioned Costs	134

INTRODUCTION



INTENTIONALLY LEFT BLANK



2424 Piedmont Rd., N.E.
Atlanta, GA 30324-3330
404-848-5000

November 19, 2021

Board of Directors

Metropolitan Atlanta Rapid Transit Authority

Ladies and Gentlemen:

We are pleased to respectfully submit the Metropolitan Atlanta Rapid Transit Authority's (MARTA's) 28th Annual Comprehensive Financial Report (ACFR) for the fiscal year ended June 30, 2021 to the MARTA Board of Directors, the citizens of this area and all interested in its financial condition. MARTA is a public body corporate and joint public instrumentality of the City of Atlanta and the counties of Fulton, DeKalb, Cobb, Clayton, and Gwinnett by action of the General Assembly of the State of Georgia for the purposes of planning, constructing, financing and operating a public transportation system. This report is published to fulfill the financial reporting requirements of the MARTA Act.

The ACFR was formerly named "Comprehensive Annual Financial Report" or CAFR. The name was changed to comply with Governmental Accounting Standards Board (GASB) guidelines.

The Government Finance Officers Association of the United States and Canada (GFOA) awarded a Certificate of Achievement for Excellence in Financial Reporting to MARTA for its CAFR for the fiscal year ended June 30, 2020. The Certificate of Achievement is a prestigious national award, recognizing conformance with the highest standards for preparation of state and local government financial reports.

In order to be awarded a Certificate of Achievement, a government unit must publish an easily readable and efficiently organized ACFR, whose contents conform to program standards. Such ACFR must satisfy both generally accepted accounting principles (GAAP) and applicable legal requirements.

A Certificate of Achievement is valid for a period of one year only. We believe our current report continues to conform to the Certificate of Achievement program requirements, and we are submitting it to GFOA.

This endeavor is our continued commitment to MARTA's Standard of Excellence and this report consists of management's representations concerning the financial position of MARTA. Consequently, management assumes full responsibility for the completeness and reliability of all the information presented in this report. To provide a reasonable basis for making these representations, the management of MARTA has established a comprehensive internal control framework that is designed both to protect MARTA's assets from loss, theft, or misuse and to compile sufficient reliable information for the preparation of MARTA's financial statements in conformity with GAAP. Because the cost of internal controls should not outweigh their benefits, MARTA's comprehensive framework of internal controls has been designed to provide reasonable rather than absolute assurance that the financial statements will be free from material misstatement. As management, we assert that, to the best of our knowledge and belief, the financial report is complete and reliable in all material respects. Overall, the ACFR is presented in four sections: introductory, financial, statistical, and single audit.

The goal of an independent audit is to provide reasonable assurance that the financial statements of MARTA for the fiscal year ended June 30, 2021 are free of material misstatement. The independent audit involves examining, on a test basis, evidence supporting the amounts and disclosures in the financial statements; assessing the accounting principles used and any significant estimates made by management; and, evaluating the overall financial statement presentation.

The independent auditors concluded, based upon their audit, that there was a reasonable basis for rendering an unmodified opinion and that MARTA's financial statements for the fiscal year ended June 30, 2021, are presented in conformity with GAAP. The independent auditors' report is presented as the first component of the Financial Section of this report.

MARTA is required to undergo an annual single audit in conformity with the provisions of the Single Audit Act and Title 2 U.S. Code of Federal Regulations ("CFR") Part 200, Uniform Administrative Requirements, Cost Principles, and Audit Requirements for Federal Awards ("Uniform Guidance"). Information related to this single audit is included in the Single Audit Section of this report.

GAAP requires that management provide a narrative introduction, overview, and analysis to accompany the financial statements in the form of a Management Discussion and Analysis (MD&A). This letter of transmittal should be read in conjunction with the MD&A which can be found immediately following the report of the independent auditors in the Financial Section of this report.

ORGANIZATION AND MANAGEMENT

The government of MARTA is vested in a Board of Directors (the Board) composed of 13 voting members and two non-voting members. Three members are appointed by Fulton County, four members by DeKalb County, two members by Clayton County, three members by the City of Atlanta and one member by the Governor. In addition, the Commissioner of the State Department of Transportation and the Executive Director of the Georgia Regional Transportation (non-voting) Authority serve as ex officio members of the Board.

The administration of MARTA is directed by the General Manager/CEO who is appointed by the Board. A listing of the members of the Board of Directors, General Manager/CEO and Executive Staff is presented in the Introductory Section. An organizational chart is also included.

THE RAPID TRANSIT SYSTEM

The Metropolitan Rapid Transit Plan (the Plan), an engineering report summarizing the Comprehensive Transit Plan for the Atlanta Metropolitan Area, was adopted by the MARTA Board on August 9, 1971, and structured the development of the Rapid Rail System (System). The major components of the System, as presently described in the Plan, are a fixed-rail system and a bus system providing both local and express bus services.

Heavy Rail

MARTA's rail system consists of 47.6 miles of operational double track and 38 fully functioning stations. The fixed heavy rail system, which consists of steel-wheel trains, operates at speeds up to 70 M.P.H. on steel rails using an electrified "third rail" as the power source. The heavy rail transit system consists of 262 air-conditioned vehicles operating as any combination of two vehicle trains, up to a maximum of eight vehicle trains.

The rail system has lines running in east-west and north-south directions. The main lines intersect at the Five Points Station, located in Atlanta's Downtown Business District. Currently, the active fleet consists of 86 CQ312 BREDA vehicles, 96 CQ311 Hitachi vehicles and 80 CQ310 Franco Belge vehicles.

Light Rail

The streetcar system became operational December 30, 2014 under the management and operation of the City of Atlanta. MARTA acquired ownership and operation of the streetcar system July 1, 2018. The streetcar system is the first regular passenger streetcar service in Atlanta since the original Atlanta streetcars were phased out in 1949.

The current operating route of the system is referred to as the Downtown Loop and is considered Phase 1 of the streetcar project; there are plans to expand the streetcar system onto the Beltline surrounding central Atlanta.

The Downtown Loop runs 2.7 miles east-west, serving 12 stops. The route provides access to MARTA heavy rail lines at one of its major downtown stations, Peachtree Center Station. The streetcar system uses Siemens S70 light rail vehicles (LRVs), which is powered by 750 direct current (DC) from the Overhead Contact System (OCS).

Bus

The Atlanta Transit System, Inc., a privately-owned bus company, was acquired in February 1972, by MARTA to provide extensive bus transportation services throughout Fulton and DeKalb and a small portion of Cobb, Clayton, and Gwinnett Counties. Currently, MARTA operates only in Fulton, Dekalb, Clayton, the city of Atlanta, and one route into Cobb County.

MARTA's bus fleet and facilities consists of 539 diesel and compressed natural gas buses; a heavy maintenance facility and three operating garages; several park-and-ride lots and an extensive system of patron bus shelters and stops. MARTA operates 113 different bus routes providing approximately 31 million annual vehicle miles.

Mobility

MARTA Mobility is for persons with disabilities who are unable to negotiate the MARTA fixed route system for some or all of their travel. Passengers must be certified as eligible through a two-part application (client and health care provider) and an in-person functional assessment. Trips can be delivered curb-to-curb within $\frac{3}{4}$ mile of MARTA fixed route service in Clayton, DeKalb and Fulton counties as well as the City of Atlanta.

Mobility services outside of the MARTA service area will be governed by intergovernmental agreement and adhere to federal guidelines. MARTA maintains a fleet size of 240 lift-equipped vans from 2 designated operating facilities to provide this service which is offered during the same hours and days as the regular bus and rail service. This service is managed under a contract by three (3) contract service providers: First Transit, Gresham Transportation Services and Transdev; MARTA provides oversight.

Budget

MARTA adopts its Operating and Capital Budget in June of each year. Once adopted, total budgeted revenues and/or expenses cannot change. Budgets are allocated to monthly spending levels and a monthly Budget Performance Report is prepared. The monthly Budget Performance Report analyzes expenditures by office relative to monthly and total budgets, and revenues anticipated for the reporting period. For fiscal year 2021, the Authority had an approved budget of \$1.16 billion with \$557.9 million allocated to operating expenses and \$599.0 million allocated to the capital improvement program and debt service expenses.

FINANCIAL RESULTS

In fiscal year 2021, MARTA's total net position was \$1.28 billion. Net position increased by \$140 million from the previous fiscal year when net position was \$1.14 billion. Details to all financial results can be found in the accompanying Management's Discussion and Analysis, financial statements, and associated notes.

REGIONAL AND STATE OUTLOOK

Throughout fiscal year 2021, the COVID-19 pandemic continued to impact travel behavior as well as delivery of transit. MARTA installed bi-polar ionization on all rolling stock and restored bus service that had been suspended. Vaccines became widely available, and ridership began a slow recovery.

Two US Senate runoffs in Georgia in January 2021 impacted the federal landscape significantly. Georgia sent two new Democratic US Senators to Washington, both of whom reside within the MARTA jurisdiction and have taken a keen interest in transit and related urban issues. The American Rescue Plan, the third tranch of federal COVID relief funding significantly benefiting transit and MARTA, was passed in April 2021. The two Georgia Senate runoffs gave the Biden Administration a narrow advantage in the US Senate, and thus significant federal focus on Georgia's opportunities and needs.

FY2021 at the state level was also extremely productive with the Georgia Legislature establishing the Transit Trust Fund for the for-hire-ground-transportation fees established the previous year. MARTA received its first ever line item in the State budget - \$6 million for extending the platform at Bankhead station to support economic development initiatives in the area.

DEBT ADMINISTRATION

As of June 30, 2021, MARTA had a total of \$2.3 billion bonds outstanding and issued under one debt indenture. To be in compliance with the bond trust indentures, MARTA's estimated sales tax receipts must be at least twice the total debt service. The debt coverage ratio for fiscal year 2021 was 4.09. MARTA's Board has placed an additional restriction on the debt service coverage requirement, limiting the maximum estimated annual debt service to no more than 45% of the corresponding year's estimated sale tax receipts. The debt service percentage for fiscal year 2021 was 24.4%.

MAJOR INITIATIVES

MARTA continued to take a proactive approach in response to the COVID-19 pandemic. The development and distribution of vaccines in early 2021 prompted the restoration of bus routes that were suspended in April 2020. The installation of Needlepoint Bipolar Ionization and antimicrobial air filters on all buses, combined with existing safety features such as operator shields and free masks, allowed for the safe return of 70 routes that were suspended to place all our buses on fewer, more essential routes, and leave room for social distancing.

MARTA teamed up with its jurisdictional partners to provide direct transportation to and from COVID testing and vaccination sites, including ones at Doraville and Brookhaven rail stations, Mercedes-Benz Stadium, and the largest state-run vaccination site at Hartsfield-Jackson Atlanta International Airport.

Reduced ridership due to COVID provided MARTA the opportunity to make significant progress on several State of Good Repair projects. In February, MARTA completed critical work on the double crossover at Canterbury Junction just north of Lindbergh Center Station as part of the fourth iteration of its ongoing Track Replacement Project. The progress made during the five-day shutdown was so successful and well-received by customers that another phase of the project is scheduled for next February.

MARTA also conducted extensive public outreach regarding the look and feel of our new railcars, the first of which will be delivered in 2023. Customer feedback will inform the design of interior features such as digital maps, destination displays, and ADA accessible seating and signage. Riders provided input on a variety of exterior design options, all featuring MARTA's signature colors and an illuminated light on the front of the train that denotes the rail line.

The new trains complement other investments aimed at enhancing the customer experience such as a new rail station audio-visual information system, systemwide elevator and escalator upgrades, restroom modernization, and a rehabilitation and restoration program to refresh MARTA's rail stations.

MARTA's Capital Expansion Program advanced in Clayton County and the City of Atlanta. In Clayton County, Phase I of the Justice Center Transit a \$13 million Federal Transit Administration Bus & Bus Facilities Grant was awarded to the Clayton Operations & Maintenance Facility. Planning work continued on the Southlake (Riverdale) Bus Rapid Transit and the proposed Commuter Rail project on the Norfolk Southern Corridor along SR 54 Jonesboro Road. In the City of Atlanta, the Summerhill Bus Rapid Transit project reached 30% Design with a 2024 projected opening and planning continued on the Streetcar East Extension, Campbellton Road Corridor and Metropolitan and Cleveland Avenue Arterial Rapid Transit projects.

The Office of Customer Experience entered into a partnership with HOPE Atlanta to meaningfully engage unsheltered people who are riding the system. In its first year, the program successfully engaged 2,119 placing 224 in shelter, 361 in social services and 42 to Georgia Works job training program.

MARTA continued its focus on enhancing the places that the transit system connects. In partnership with the MARTA TOD program, Morgan Stanley's National Equity Fund established \$100 million fund to preserve affordable housing and subsequently Goldman Sachs initiated a \$100 million fund to support new housing development near MARTA transit stations.

The MARTA Art in Transit program "Artbound" celebrated completion of *Reflection Tunnel*, an art installation enhancing the pedestrian access to King Memorial Station, and opened an exhibit celebrating Dr. H.E. Holmes at his namesake station. In addition, an art exhibit partnering local artist Franco Bejarano with MARTA HOPE's homeless outreach team was opened at Five Points Station. Live music performances by Artbound musicians continued throughout the system every weekday.

CAPITAL PLAN PRIORITIES AND ISSUES

MARTA continues to invest in capital improvement projects that preserve its capability for high-quality service delivery over a ten-year range. The long-range CIP consists of a portfolio of programs and projects organized by the major asset categories adapted from the Federal Transit Administration's (FTA) asset management guidelines. The categories include vehicles; facilities and stations; maintenance of way; systems; and non-asset.

Each of these categories includes a number of on-going programs and each program may contain one or more projects.

Due to funding and manpower constraints, MARTA focuses on safety critical, operations critical and state of good repair projects. The CIP categories are depicted below, followed by a description of each of the categories.

I. Vehicles

The vehicles category includes the acquisition and enhancement of vehicles and supporting systems required for MARTA operations. The programs within the vehicle's category include:

- Bus vehicle procurement and enhancement
- Rail vehicle procurement and enhancement
- Paratransit vehicles
- Non-revenue vehicles

II. Facilities & Stations

The facilities and stations asset category include program areas which support design, development, preservation and rehabilitation of various MARTA facilities. Programs in the facilities and stations asset category include:

- Rail facilities and equipment
- Bus facilities and equipment
- Buildings/ offices and equipment
- Parking lots and parking decks
- Paving, structures and drainage
- Roofing and skylights
- Underground storage tanks

III. Maintenance of Way

The maintenance of way asset category includes the design, development and rehabilitation of railroad track infrastructure. Program areas within this asset category include:

- Track maintenance and replacement
- Track structures
- Work equipment

IV. Systems

The systems asset category includes the design, development, implementation and major enhancement of various systems which support MARTA operations. Program areas within the systems asset category include:

- Revenue collection
- Automatic train control
- Normal, emergency and standby power systems
- Communications
- Lighting
- Security
- Tunnel ventilation
- Traction Power
- Emergency Trip System (ETS)
- Fire protection

V. Other

This investment category pertains to non-asset based projects and programs that expand, enhance and support MARTA's operation as well as support the Atlanta Region.

- Transit Oriented Development
- Planning
- Research and Analysis
- Safety Management Systems
- Environmental and Hazard Mitigation

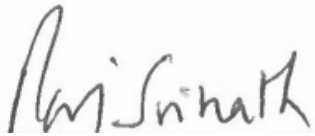
AWARD

MARTA received the GFOA Certificate of Achievement for Excellence in Financial Reporting for the Fiscal Year 2020 Comprehensive Annual Financial Report.

ACKNOWLEDGEMENTS

Special thanks go to the Office of Accounting without whom this report could not have been completed, the Office of Marketing and all the MARTA staff who assisted in this endeavor.

Sincerely,



Raj Srinath

Chief Financial Officer



Jeffrey A. Parker

General Manager/Chief Executive Officer

INTENTIONALLY LEFT BLANK



Government Finance Officers Association

Certificate of
Achievement
for Excellence
in Financial
Reporting

Presented to

**Metropolitan Atlanta Rapid Transit Authority
Georgia**

For its Comprehensive Annual
Financial Report
For the Fiscal Year Ended

June 30, 2020

Christopher P. Morill

Executive Director/CEO

Board of Directors

OFFICERS



Rita A. Scott
CHAIRMAN



Roberta Abdul-Salaam
VICE CHAIR



Freda B. Hardage
IMMEDIATE PAST CHAIR



Roderick Frierson
SECRETARY

DIRECTORS



Robert L. Ashe III
TREASURER



Stacy Blakly




Jim Durrett




William F. Floyd



Ryan C. Glover



J. Al Pond



Kathryn Powers



Reginald Snyder

EX-OFFICIO



W. Thomas Worthy



Russell McMurry, PE



Christopher Tomlinson

GM & Executive Staff



Jeffrey A. Parker

GENERAL MANAGER

GENERAL MANAGER/CEO

Jeffrey A. Parker

DEPUTY GENERAL MANAGER OPERATIONS & URBAN PLANNING

Collie Greenwood

CHIEF COUNSEL

Elizabeth O'Neill

CHIEF OF CAPITAL PROGRAMS, EXPANSION & INNOVATION

Manjeet Ranu

CHIEF ADMINISTRATION OFFICER

Luz Borrero

CHIEF OF STAFF

Melissa Mullinax

CHIEF FINANCIAL OFFICER

Raj Srinath

CHIEF CUSTOMER EXPERIENCE OFFICER

Rhonda Allen

CHIEF SAFETY & QUALITY ASSURANCE

Ralph McKinney

DEPUTY CHIEF SAFETY & QUALITY ASSURANCE

Gena Major

DEPUTY CHIEF RAIL OPERATIONS

George Wright

DEPUTY CHIEF FINANCIAL OFFICER

Kevin Hurley

AGM/CHIEF OF POLICE & EMERGENCY MANAGEMENT

Michael Kreher

AGM PLANNING

Heather Alhadeff

AGM CAPITAL PROGRAMS DELIVERY

Marsha Anderson Bomar

AGM HUMAN RESOURCES

LaShanda Dawkins

AGM RESEARCH & ANALYSIS

Robert Goodwin

AGM INFORMATION SECURITY OFFICER/CISO

Dean Mallis

AGM INFRASTRUCTURE

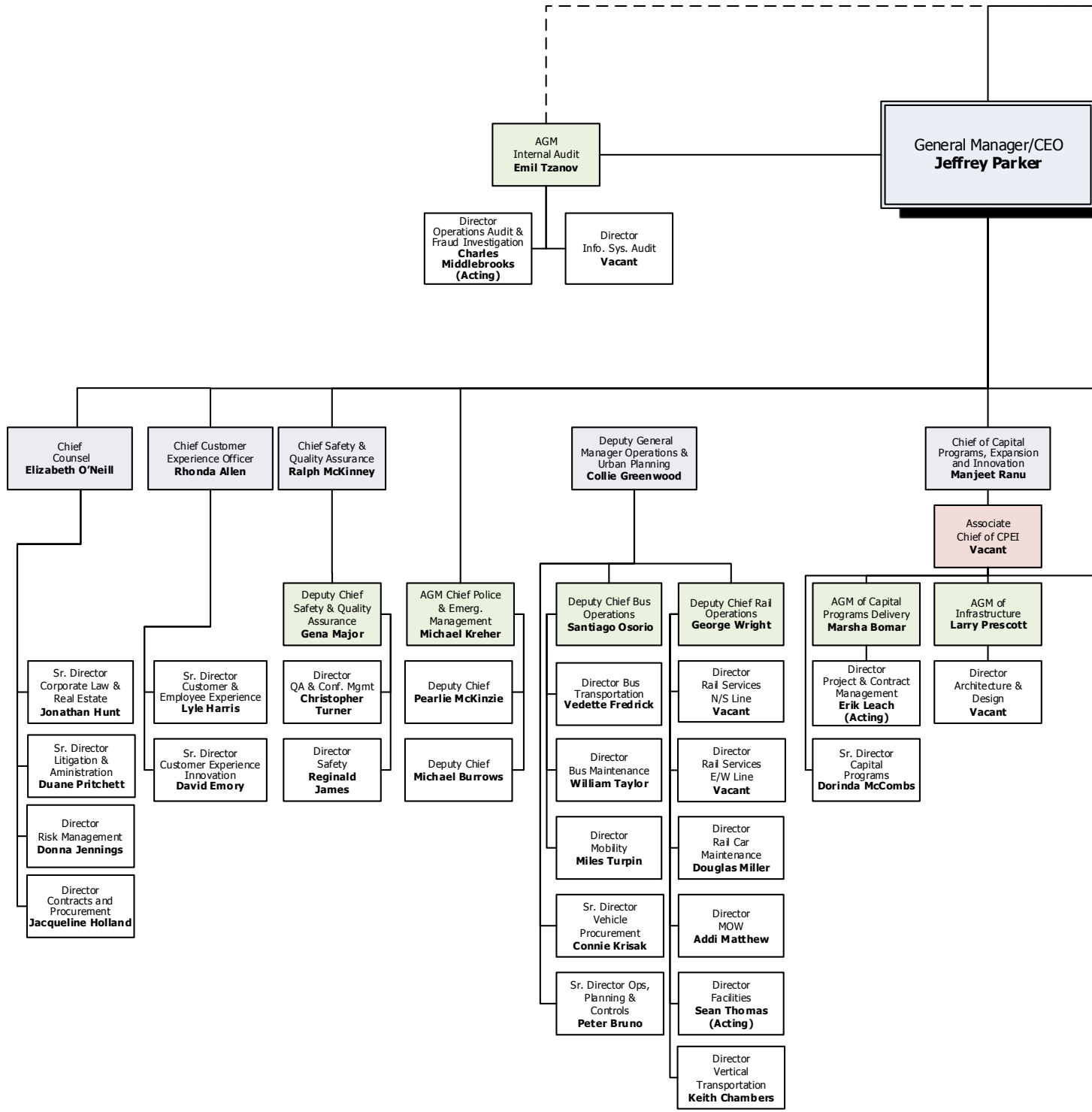
Larry Prescott

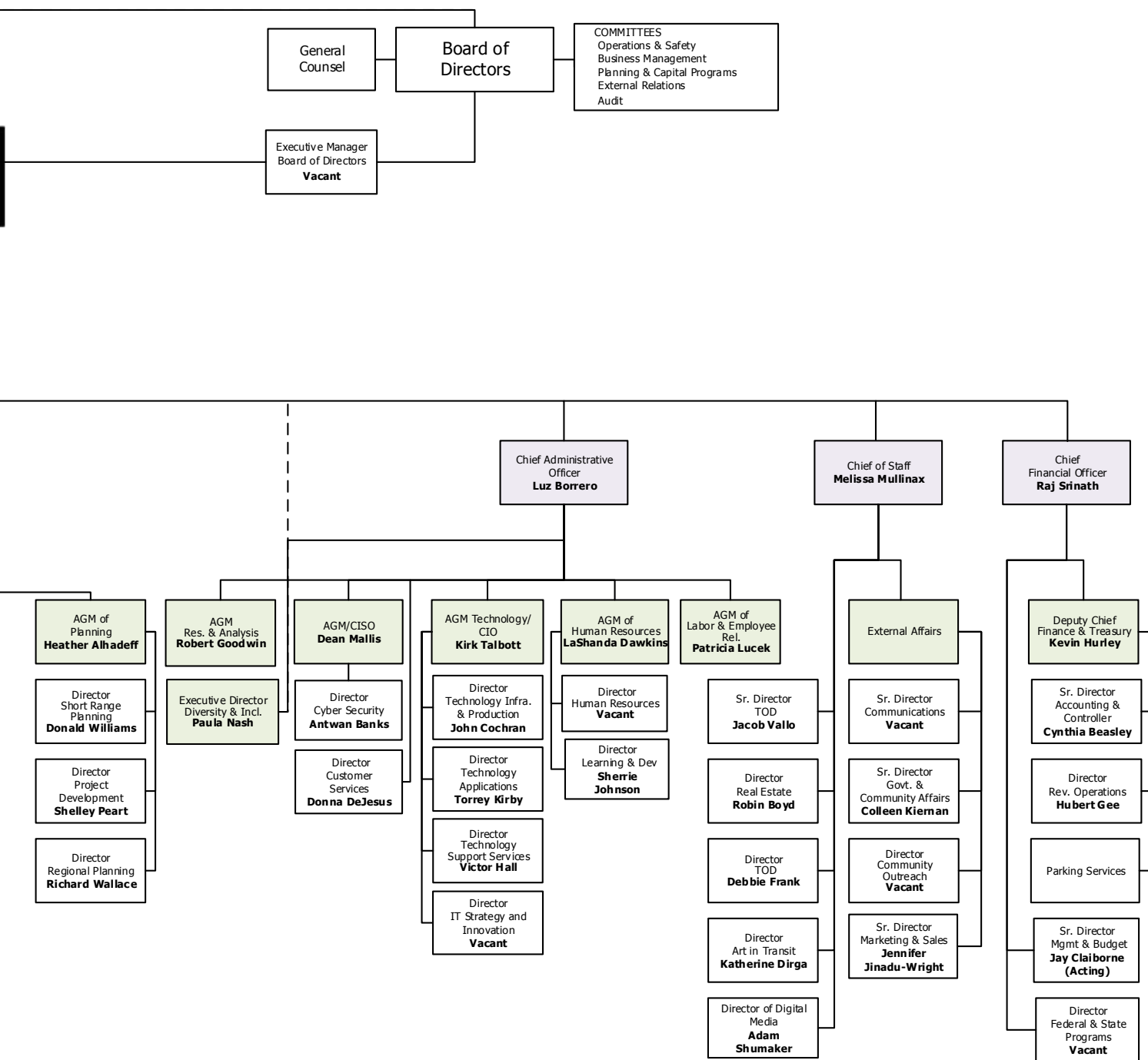
AGM INTERNAL AUDIT

Emil Tzanov

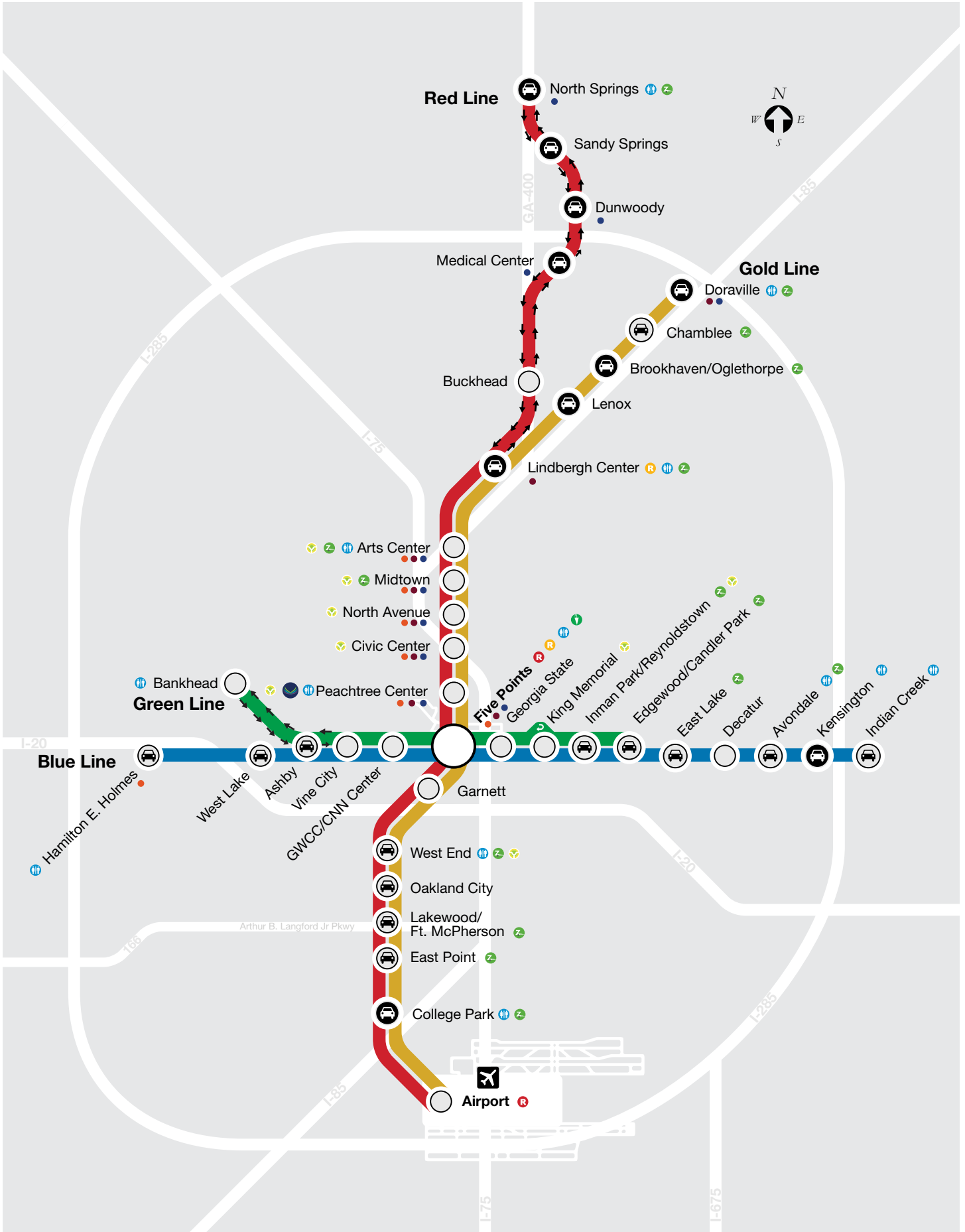
AGM TECHNOLOGY/CIO

Kirk Talbott





As of 06/25/2021





METROPOLITAN ATLANTA RAPID TRANSIT AUTHORITY

INTENTIONALLY LEFT BLANK

F | NANCIAL



INTENTIONALLY LEFT BLANK

INDEPENDENT AUDITOR'S REPORT

Board of Directors
Metropolitan Atlanta Rapid Transit Authority
Atlanta, Georgia

Report on the Financial Statements

We have audited the accompanying financial statements of the business-type activities and fiduciary activities of Metropolitan Atlanta Rapid Transit Authority (MARTA), as of and for the year ended June 30, 2021, and the related notes to the financial statements, which collectively comprise MARTA's basic financial statements as listed in the table of contents.

Management's Responsibility for the Financial Statements

Management is responsible for the preparation and fair presentation of these financial statements in accordance with accounting principles generally accepted in the United States of America; this includes the design, implementation, and maintenance of internal control relevant to the preparation and fair presentation of financial statements that are free from material misstatement, whether due to fraud or error.

Auditor's Responsibility

Our responsibility is to express opinions on these financial statements based on our audit. We did not audit the financial statements of the MARTA/ATU Local No. 732 Employees Retirement Plan and the MARTA Non-Represented Pension Plan, which represents approximately 52% and 39%, respectively, of the total assets and 45% and 35%, respectively, of the total additions of the fiduciary activities of the District. Those statements were audited by other auditors whose report has been furnished to us, and our opinion, insofar as it relates to the amounts included for the MARTA/ATU Local No. 732 Employees Retirement Plan and the MARTA Non-Represented Pension Plan, is based solely on the report of the other auditors. We conducted our audit in accordance with auditing standards generally accepted in the United States of America and the standards applicable to financial audits contained in *Government Auditing Standards*, issued by the Comptroller General of the United States. Those standards require that we plan and perform the audit to obtain reasonable assurance about whether the financial statements are free from material misstatement. The financial statements of the MARTA/ATU Local No. 732 Employees Retirement Plan and the MARTA Non-Represented Pension Plan were not audited in accordance with *Government Auditing Standards*.

An audit involves performing procedures to obtain audit evidence about the amounts and disclosures in the financial statements. The procedures selected depend on the auditor's judgment, including the assessment of the risks of material misstatement of the financial statements, whether due to fraud or error. In making those risk assessments, the auditor considers internal control relevant to the entity's preparation and fair presentation of the financial statements in order to design audit procedures that are appropriate in the circumstances, but not for the purpose of expressing an opinion on the effectiveness of the entity's internal control. Accordingly, we express no such opinion. An audit also includes evaluating the appropriateness of accounting policies used and the reasonableness of significant accounting estimates made by management, as well as evaluating the overall presentation of the financial statements.

We believe that the audit evidence we have obtained is sufficient and appropriate to provide a basis for our audit opinions.

(Continued)

Opinions

In our opinion, based on our audit and the reports of other auditors, the financial statements referred to above present fairly, in all material respects, the financial position of the business-type activities and fiduciary activities of MARTA, as of June 30, 2021, and the respective changes in financial position and, where applicable, cash flows thereof for the year then ended in accordance with accounting principles generally accepted in the United States of America.

Emphasis of Matter

As discussed in Note 1 to the financial statements, MARTA has adopted GASB Statement No. 84, *Fiduciary Activities*, for the year ended June 30, 2021. Our opinions are not modified with respect to this matter.

Other Matters

Prior-Year Comparative Information

We have previously audited MARTA's fiscal year 2020 financial statements, and we expressed an unmodified opinion on the basic financial statements in our report dated November 20, 2020. In our opinion, the summarized comparative information presented herein as of and for the year ended June 30, 2020, is consistent, in all material respects, with the audited financial statements from which it has been derived.

Required Supplementary Information

Accounting principles generally accepted in the United States of America require that the Management's Discussion and Analysis, the Schedule of Changes in the Net Pension Liability and Related Ratios, Schedule of Employer Contributions – Pension, Schedule of Changes in Net OPEB Liability and Related Ratios, and Schedule of Employer's Contributions – OPEB, as listed in the table of contents, be presented to supplement the basic financial statements. Such information, although not a part of the basic financial statements, is required by Governmental Accounting Standards Board who considers it to be an essential part of financial reporting for placing the basic financial statements in an appropriate operational, economic, or historical context. We have applied certain limited procedures to the required supplementary information in accordance with auditing standards generally accepted in the United States of America, which consisted of inquiries of management about the methods of preparing the information and comparing the information for consistency with management's responses to our inquiries, the basic financial statements, and other knowledge we obtained during our audit of the basic financial statements. We do not express an opinion or provide any assurance on the information because the limited procedures do not provide us with sufficient evidence to express an opinion or provide any assurance.

Supplementary Information

Our audit was conducted for the purpose of forming an opinion on the financial statements that collectively comprise MARTA's basic financial statements. The accompanying Supplementary Schedule of Revenues and Expenses – Budget vs. Actual (Budget Basis) is presented for purposes of additional analysis and is not a required part of the basic financial statements.

The accompanying Supplementary Schedule of Revenues and Expenses – Budget vs. Actual (Budget Basis) is the responsibility of management and was derived from and relates directly to the underlying accounting and other records used to prepare the basic financial statements. Such information has been subjected to the auditing procedures applied in the audit of the basic financial statements and certain additional procedures, including comparing and reconciling such information directly to the underlying accounting and other records used to prepare the basic financial statements or to the basic financial statements themselves, and other additional procedures in accordance with auditing standards generally accepted in the United States of America. In our opinion, the Supplementary Schedule of Revenues and Expenses – Budget vs. Actual (Budget Basis) is fairly stated, in all material respects, in relation to the basic financial statements as a whole.

Other Reporting Required by Government Auditing Standards

In accordance with *Government Auditing Standards*, we have also issued our report dated November 19, 2021, on our consideration of MARTA’s internal control over financial reporting and on our tests of its compliance with certain provisions of laws, regulations, contracts, and grant agreements and other matters. The purpose of that report is to describe the scope of our testing of internal control over financial reporting and compliance and the results of that testing, and not to provide an opinion on the effectiveness of MARTA’s internal control over financial reporting or on compliance. That report is an integral part of an audit performed in accordance with *Government Auditing Standards* in considering MARTA’s internal control over financial reporting and compliance.


Crowe LLP

Atlanta, Georgia
November 19, 2021

INTENTIONALLY LEFT BLANK

METROPOLITAN ATLANTA RAPID TRANSIT AUTHORITY
Management's Discussion and Analysis
(Unaudited)
(Dollars in Thousands)

As management of the Metropolitan Atlanta Rapid Transit Authority ("MARTA" or the "Authority"), we offer readers of MARTA's basic financial statements this narrative overview and analysis of the financial activities of MARTA for the fiscal years ended June 30, 2021 and 2020. This discussion and analysis is designed to assist the reader in focusing on the significant financial issues and activities and to identify any significant changes in financial position. We encourage readers to consider the information presented here in conjunction with the financial statements as a whole. All amounts, unless otherwise indicated, are expressed in thousands of dollars.

MARTA was formed as a joint public instrumentality of the city of Atlanta and the counties of Fulton, DeKalb, Cobb, Clayton, and Gwinnett by action of the General Assembly of the State of Georgia (the "MARTA Act") to design and implement a rapid transit system for the Atlanta metropolitan area. MARTA operates a bus, light rail and rapid rail transportation system and continues to develop and construct further improvements to its integrated bus/rail transportation system.

Overview of Financial Statements

MARTA's financial statements are prepared on the accrual basis of accounting in accordance with accounting principles generally accepted in the United States of America as promulgated by the Governmental Accounting Standards Board ("GASB"). MARTA is structured as a single enterprise fund with revenues recognized when earned and measurable, not when they are received. Expenses are recognized when they are incurred, not when they are paid. Capital assets are capitalized and (except land) are depreciated over their useful lives. Many cash amounts are restricted for debt service and by state and federal regulations. See the Notes to the Financial Statements for a summary of MARTA's significant accounting policies.

Included in MARTA's financial statements are the Statement of Net Position, the Statement of Revenues, Expenses, and Changes in Net Position, the Statement of Cash Flows, Statement of Fiduciary Net Position, Statement of Changes in Fiduciary Net Position, the related notes and required supplementary schedules.

- The **Statement of Net Position** presents information on all of MARTA's assets, liabilities, deferred outflows, and inflows of resources with the difference reported as net position. Over time, increases or decreases in net position may serve as a useful indicator of whether the financial position of MARTA is improving or deteriorating.
- The **Statement of Revenues, Expenses, and Changes in Net Position** presents information showing how MARTA's net position changed during the most recent fiscal year. All changes in net position are reported as soon as the underlying event giving rise to the change occurs, regardless of the timing of related cash flows. Thus, revenues and expenses are reported in this statement for some items that will only result in cash flows in future fiscal periods (e.g., uncollected sales taxes and earned but unused vacation leave).
- The **Statement of Cash Flows** allows financial statement users to assess MARTA's adequacy or ability to generate sufficient cash flows to meet its obligations in a timely manner. The statement is classified into four categories: 1) cash flows from operating activities, 2) cash flows from non-capital financing activities, 3) cash flows from capital and related financing activities, and 4) cash flows from investing activities.

METROPOLITAN ATLANTA RAPID TRANSIT AUTHORITY
Management's Discussion and Analysis
(Unaudited)
(Dollars in Thousands)

- The **Notes to the Financial Statements** provide additional information that is essential to a full understanding of the data provided in the basic financial statements.
- **Required Supplementary Information (RSI)**. In addition to the basic financial statements and accompanying notes, this report also presents certain RSI concerning the Authority's defined benefit pension plans and other post employment benefit (OPEB) plan to its employees.
- The **Statement of Fiduciary Net Position** presents information on all assets, liabilities, deferred outflows, and inflows of resources, fiduciary net position of pension and other post employments benefits.
- The **Statement of Changes in Fiduciary Net Position** presents information on additions to and deductions from pension and other post employments benefits. The additions include investment earnings, investment costs and net investment earnings.

Financial Position Summary

Over time, net position may serve as a useful indicator of MARTA's financial position. MARTA's assets and deferred outflows of resources exceed liabilities and deferred inflows of resources by \$1.28 billion at June 30, 2021, a \$140 million increase from June 30, 2020 when assets and deferred outflows of resources exceeded liabilities and deferred inflows of resources by \$1.14 billion. A more detailed discussion is found under the Financial Operations Highlights of this MD&A.

At June 30, 2021 and 2020, the largest portion of net position was net investment in capital assets representing 53% and 55% respectively. Net investment in capital assets includes land, rail system, buildings, and transportation equipment less any related outstanding debt used to acquire those assets. MARTA uses these capital assets to provide services to its customers; consequently, these assets are not available for future spending.

The second largest portion of MARTA's net position in fiscal years 2021 and 2020 was its unrestricted assets representing 42% and 39%, respectively.

At the end of the current fiscal year, MARTA was able to report a positive balance in all categories of net position. Fiscal years 2020 and 2019 had positive balances in all categories of net position as well.

METROPOLITAN ATLANTA RAPID TRANSIT AUTHORITY
Management's Discussion and Analysis
(Unaudited)
(Dollars in Thousands)

The following table presents a condensed summary of net position as of June 30, 2021 and 2020:

	<u>2021</u>	<u>2020</u>
ASSETS:		
Current and Other Assets	\$1,386,416	\$ 1,336,399
Capital Assets	3,058,960	3,057,127
Derivative Assets	900	—
Net Pension Assets	69,307	33,186
Total Assets	<u>4,515,583</u>	<u>4,426,712</u>
DEFERRED OUTFLOWS OF RESOURCES		
Hedging	—	1,079
Pension	22,739	43,683
OPEB	20,331	22,011
Debt Refunding	31,995	25,827
Total Deferred Outflows of Resources	<u>75,065</u>	<u>92,600</u>
Total Assets and Deferred Outflows of Resources	<u>4,590,648</u>	<u>4,519,312</u>
LIABILITIES:		
Long Term Debt	2,657,582	2,732,001
Current and Other Liabilities	350,681	341,294
Derivative Liability	—	1,079
Net Pension Liability	67,667	97,369
Net OPEB Liability	111,901	111,747
Total Liabilities	<u>3,187,831</u>	<u>3,283,490</u>
DEFERRED INFLOW OF RESOURCES		
Capital Lease	12,186	13,283
Hedging	900	
Pension	94,160	59,097
OPEB	15,206	22,945
Total Deferred Inflows of Resources	<u>122,452</u>	<u>95,325</u>
Total Liabilities and Deferred Inflows of Resources	<u>3,310,283</u>	<u>3,378,815</u>
NET POSITION:		
Net Investment in Capital Assets	672,879	623,190
Restricted	74,031	65,705
Unrestricted	533,455	451,602
TOTAL NET POSITION	<u>\$ 1,280,365</u>	<u>\$ 1,140,497</u>

METROPOLITAN ATLANTA RAPID TRANSIT AUTHORITY
Management's Discussion and Analysis
(Unaudited)
(Dollars in Thousands)

Current and other assets include cash, cash equivalents, investments, inventory, sales tax receivable, prepayments and restricted investments. Current and other assets increased by \$50,017 (4%) in 2021. The increase is due to the maturity of some investments for the year. In 2020, there was an increase of \$275,486 (26%) in this category.

Capital assets include land, rail systems, buildings, transportation equipment and other capital assets. In 2021, there was an increase in this category of \$1,833 (0.06%) due to increase in rail systems, transportation and other capital assets. In 2020, there was an increase in capital assets of \$52,679 (2%) which was also due to an increase in rail systems, transportation and other capital assets.

Net pension assets increased by \$36,121 (109%) in 2021. In 2020, MARTA reported an increase in net pension assets of \$33,186 (100%). This increase in net pension asset is directly related to the performance of the pension fund investments in accordance with GASB 68.

Deferred outflows of resources pension decreased in 2021 by \$20,944 (48%) and decreased by \$57,077 (57%) in 2020. Both decrease in 2021 and 2020 were due to the net differences between the projected and actual investment earnings for the pension plans.

Long-term debt outstanding holds the long-term portion of outstanding sales tax revenue bonds. The outstanding sales tax revenue bonds decreased by \$62,951 (3%) in 2021 due to payment of matured bonds and increased by \$215,057 (10%) in 2020. The long-term debt also includes the obligation under capital lease which decreased by \$11,468 (3%) in 2021 due to the payment of maturities of Obligations Under Capital Leases.

Current and other liabilities include accounts payable, employee benefits, self-insurance, unearned revenue, accrued interest, short-term maturities of obligations under capital leases and other current liabilities. The liability increased by \$9,387 (3%) in 2021 and increased by \$6,648 (2%) in 2020. Both the increase in 2021 and in 2020 are due to the increase in account and contracts payable and self-insurance reserves.

Net pension liability decreased by \$29,702 (31%) in 2021 and decreased by \$54,555 (36%) in 2020. Both the decrease in 2021 and 2020 were directly related to the performance of the pension fund investments in accordance with GASB 68.

Deferred inflow of resources – pension increased by \$35,063 (59%) in 2021 and increased by \$49,906 (543%) in 2020. Both the increase in 2021 and 2020 were due to the net differences between the projected and actual investment earnings for the pension plans.

Financial Operations Highlights

MARTA is a single enterprise fund providing public transportation. MARTA provides direct benefits to its users as well as substantial indirect benefits to the public at large (e.g., decreased traffic congestion, decreased need for road construction and maintenance, decreased need for parking, decreased air pollution levels, and increased availability of transportation for low-income citizens). Therefore, the user charges are intended to finance only a portion of the cost of providing these services with additional proceeds obtained from the collections of sales and use tax under the Rapid Transit Contract and Assistance Agreement (MARTA Act) with the City of Atlanta and the counties of Fulton, DeKalb, and Clayton and from federal subsidies.

METROPOLITAN ATLANTA RAPID TRANSIT AUTHORITY
Management's Discussion and Analysis
(Unaudited)
(Dollars in Thousands)

The sales tax is levied at a rate of 1% for each of the counties and 1.5% for the City of Atlanta until June 30, 2057, and 0.5% thereafter. See Note 4 of the Notes to the Financial Statements.

The MARTA Act places certain requirements on the rates that MARTA can charge for transportation services provided. The rates charged to the public for transportation services must be such that the total transit related revenues are no less than 35% of the operating costs, exclusive of depreciation and amortization, and other costs and charges as provided in the Act, of the preceding or prior fiscal year.

Under provisions of amendments to the MARTA Act, revenues, except the sales and use tax, are included in transit related revenues for purposes of this calculation. Transit related revenues were 80.0% and 75.8% of operating costs of the previous fiscal year, as defined under the MARTA Act, for the years ended June 30, 2021 and 2020, respectively.

The following table presents the summary of changes in net position as of June 30, 2021 and 2020:

	<u>2021</u>	<u>2020</u>
Operating Revenues	\$ 57,007	\$ 110,071
Operating Expenses	751,161	754,623
Operating Loss	(694,154)	(644,552)
Non-operating Revenues	768,714	684,317
Capital Grants and Contributions	65,308	61,642
Increase (Decrease) in Net Position	<u>\$ 139,868</u>	<u>\$ 101,407</u>

In 2021, operating revenues decreased by \$53,064 and operating expenses decreased by \$3,462. The decrease in operating revenue is due to a decrease in passenger fares as a result of the continuous impact of COVID-19. The majority of the decrease in operating expenses is related to decreases in transportation and administrative costs. The decrease in revenues resulted in an overall increase in the operating loss of \$49,602 from the previous year. In 2020, operating revenues decreased by \$31,092 and operating expenses decreased by \$8,159, which resulted in an overall increase in operating loss of \$22,933.

Non-operating revenues increased by \$84,397 (12%) in 2021 and \$115,201 (20%) in 2020. The 2021 increase is due to both sales tax revenue and CARES Act funding, while the 2020 increase was primarily due to just CARES Act funding.

Capital grant and contributions increased by \$3,666 (6%) in 2021 compared to a decrease of \$59,936 (49%) in 2020.

METROPOLITAN ATLANTA RAPID TRANSIT AUTHORITY
Management's Discussion and Analysis
(Unaudited)
(Dollars in Thousands)

The following table presents a summarized breakout of MARTA's revenues, expenses and changes in net position as of June 30, 2021 and 2020:

	<u>2021</u>	<u>2020</u>
Summary of Revenues		
Operating		
Fare Revenues	\$ 51,642	\$ 102,420
Other Revenues	5,365	7,651
Total Operating Revenues	<u>57,007</u>	<u>110,071</u>
Non-Operating		
Sales and Use Tax	569,682	521,898
Ad Valorem Tax	33,452	33,455
Federal Revenues	280,504	234,634
Investment Income	3,613	12,108
Capital Leases Revenues (Expenses)	667	(2,298)
Other Revenues	19,360	10,999
Gain/Loss on Sale of Property and Equipment	579	2,661
Total Non-operating Revenues	<u>907,857</u>	<u>813,457</u>
Total Revenues	<u>964,864</u>	<u>923,528</u>
Summary of Expenses		
Operating		
Transportation	230,367	241,307
Maintenance and Garage Operations	177,536	173,680
General and Administrative	93,803	94,017
Depreciation	249,455	245,619
Total Operating Expenses	<u>751,161</u>	<u>754,623</u>
Non-Operating		
Interest Expense	83,946	86,918
Amortization of Financing Related Charges and Income from Derivative Activity	(6,611)	(7,411)
(Gain) Loss on Investment Derivatives	(3)	(328)
Other Non-operating Expenses	61,811	49,961
Total Non-operating Expenses	<u>139,143</u>	<u>129,140</u>
Total Expenses	<u>890,304</u>	<u>883,763</u>
Income/(Loss) Before Capital Contributions	74,560	39,765
Capital Grants and Contributions	65,308	61,642
Increase (Decrease) in Net Position	139,868	101,407
Net Position , July 1	1,140,497	1,039,090
Net Position, June 30	<u>\$ 1,280,365</u>	<u>\$ 1,140,497</u>

METROPOLITAN ATLANTA RAPID TRANSIT AUTHORITY
Management's Discussion and Analysis
(Unaudited)
(Dollars in Thousands)

Net position increased by \$139,868 (12%) in 2021 primarily due to the receipt of federal CARES Act funding and sales tax revenue. In 2020, net position increased by \$101,407 (10%) primarily due to the receipt of federal CARES Act funding.

Total operating revenues include passenger revenues advertising, and parking fees. Total operating revenues decreased by \$53,064 (48%) in 2021 compared to a decrease of \$31,092 (22%) in 2020. 2021 decrease was a result of a decline in ridership due to the continuous impact of COVID-19.

Sales and use tax revenue increased by \$47,784 (9%) in 2021 compared to a decrease of \$18,412 (3%) in 2020. The 2021 increase was due to a rise in consumer spending on retail sales as Federal stimulus packages provided additional cash flow for consumers.

Capital leases expenses decreased by \$2,965 (129%) in 2021 as a result of favorable interest rates on the capital leases. In 2020, there was an increase by \$1,207 (111%) as a result of the pay down of the matured liabilities.

Gain/loss on sale of property and equipment decreased by \$2,082 (78%) in 2021 due to fewer sales from the prior year. In 2020, there was a decrease of \$4,011 (60%) from the previous year, also a result of fewer sales from the prior year.

Transportation expenses decreased by \$10,940 (5%) in 2021 compared to a decrease of \$5,938 (2%) in 2020. The 2021 decrease was due to an increase in labor cost and benefits associated with pension, OPEB and healthcare costs.

Maintenance and garage operation expenses increased by \$3,856 (2%) in 2021 compared to a decrease of \$1,786 (1%) in 2020. The 2021 increase was due to an increase in labor cost and benefits associated with pension OPEB and healthcare costs.

Interest expense decreased by \$2,972 (3%) in 2021 due to the maturities of some of the long term debt. In 2020, there was an increase of \$3,301 (4%).

Amortization of bond related expenses increased by \$800 (11%) in 2021 compared to an increase of \$2,083 (22%) in 2020.

Gain or loss on investment derivatives increased by \$326 (99%) in 2021 due to higher fair value of forward delivery agreements compared to an increase of \$250 (318%) in 2020.

Other non-operating expenses increased by \$11,850 (24%) in 2021 compared to an increase of \$5,079 (11%) in 2020 due to an increase in planning costs.

Capital Acquisitions and Construction Activities

In 2021, MARTA acquired \$252,278 of capital assets primarily for the replacement, rehabilitation, and enhancement of facilities and equipment required to support transit operations, regulatory requirements, and system safety. The net increase in capital assets, including changes in accumulated depreciation and retirements, was \$1,833 and \$52,679 during the years ended June 30, 2021 and 2020, respectively. Additional information on MARTA's debt and capital asset activity and commitments can be found in Notes 6 and 7 to the financial statements.

METROPOLITAN ATLANTA RAPID TRANSIT AUTHORITY
Management's Discussion and Analysis
(Unaudited)
(Dollars in Thousands)

The following table summarizes MARTA's net investment in capital assets as of June 30, 2021 and 2020:

	<u>2021</u>	<u>2020</u>
Capital Assets, net	\$ 3,058,960	\$ 3,057,127
Capital Debt		
Current Maturities of Bonds and Notes	(62,215)	(55,240)
Noncurrent Maturities of Bonds	(2,286,950)	(2,349,902)
ESCO Capital Lease Liability	(35,474)	(37,109)
Unspent ESCO Escrow Cash	7,316	14,576
Deferred Outflows of Resources	31,995	25,827
Capital Assets Included in Accounts Payable	(40,753)	(32,089)
Total Capital Related Debt	<u>(2,386,081)</u>	<u>(2,433,937)</u>
Net Investment in Capital Assets	<u>\$ 672,879</u>	<u>\$ 623,190</u>

Long-Term Debt Administration

MARTA issues Sales and Use Tax Revenue Bonds and Variable Rate Bonds to raise capital funds for construction, expansion, and rehabilitation of the transit system. The bonds and notes are payable from and secured by lien on sales and use tax and title ad valorem tax receipts.

The Fixed and Variable rate Bonds carry debt ratings of Aa2 by Moody's Investors Service, AA+ by Standard & Poor's and AA- from Fitch Rating Service. MARTA's total bond debt outstanding was \$2,349,165 and \$2,405,142 as of June 30, 2021 and 2020, respectively. In 2021, MARTA issued a total of \$387,645 Refunding Bonds Series 2020B to refund Series 2012A and variable rate Bonds Series 2021A to refund Series 2018B. Additional information on MARTA's long term debt can be found in Note 7 to the financial statements.

Economic Factors

The US Economy (GDP) increased by 6.3% in the first quarter and 6.6% in the second quarter of 2021. These increases reflect an increase in investments, exports, goods, and services. Construction increased 11.4% in the first quarter and 11.9% in the second. Investments have rebounded 12.9% and 9.3% in the first and second quarters respectively. The federal funds rate has held steady at 0.125% since the second quarter of 2020. Consumption growth experienced a sharp deceleration of growth in the 2nd half of 2021 due to a pullback in services activity.

Nation-wide, the unemployment rate 6.2% in the first quarter of 2021 and fell to 5.9% in the second quarter. The national cumulative change in jobs was at its lowest point of 2020 in April at approximately -22% and has steadily improved to rebound at -5% in June 2021. The Georgia cumulative change in jobs was also at its lowest point of 2020 in April at approximately -6% (much better than nationally) and has steadily improved to rebound to -1% in June 2021. The average unemployment rate for both Georgia and Atlanta in 2020 was 6.5%. The State of Georgia had a personal income aggregate of \$548.0B in 2020 seeing a growth of 7% over 2019. Atlanta had an aggregate of \$348.7 in 2020 with a slightly lower growth of 6.2% over 2019.

METROPOLITAN ATLANTA RAPID TRANSIT AUTHORITY
Management's Discussion and Analysis
(Unaudited)
(Dollars in Thousands)

Request for Information

This financial report is designed to provide a general overview of MARTA's finances. Questions concerning any of the information provided in this report or request for additional financial information should be addressed to the Office of Accounting, Metropolitan Atlanta Rapid Transit Authority, 2424 Piedmont Road NE, Atlanta, GA 30324-3330.

METROPOLITAN ATLANTA RAPID TRANSIT AUTHORITY
Statement of Net Position
June 30, 2021

(Dollars in Thousands)

(with summarized Financial Information as of June 30, 2020)

	2021	2020
ASSETS		
Current Assets:		
Cash and Cash Equivalents	\$ 11,135	\$ 32,369
Investments	641,376	492,479
Material and Supplies Inventories	36,633	33,866
Sales Tax Receivables, Prepayments and Other	169,437	236,029
Total Unrestricted Current Assets	858,581	794,743
Restricted Cash and Cash Equivalents	7,316	14,576
Restricted Investments	161,058	151,167
Current portion, Restricted Investment held to pay Capital Lease	2,198	10,765
Total Restricted Current Assets	170,572	176,508
Total Current Assets	1,029,153	971,251
Noncurrent Assets:		
Restricted Investment held to pay Capital Lease Obligations	341,513	350,436
Restricted Investment Derivatives	—	(3)
Restricted Investment - Railroad Trust	10,000	10,000
Total Restricted Non Current Assets	351,513	360,433
Capital Assets:		
Land, Non-depreciable	560,105	560,226
Construction in Progress, Non-depreciable	335,301	350,410
Total Non-depreciable	895,406	910,636
Rail System and Buildings	4,076,958	3,892,691
Transportation Equipment	1,559,322	1,525,789
Other - Capital Assets	1,649,842	1,626,285
Total Depreciable	7,286,122	7,044,765
Less Accumulated Depreciation	(5,122,568)	(4,898,274)
Capital Assets - Net	3,058,960	3,057,127
Other Bond Related Costs - Bond Insurance	186	219
Net Pension Asset	69,307	33,186
Other - Noncurrent Assets	5,564	4,496
Derivative Assets - Commodity Swap	900	—
Total Noncurrent Assets	3,486,430	3,455,461
Total Assets	4,515,583	4,426,712
DEFERRED OUTFLOWS OF RESOURCES		
Hedging	—	1,079
Pension	22,739	43,683
OPEB	20,331	22,011
Debt Refunding	31,995	25,827
Total Deferred Outflows of Resources	75,065	92,600
Total Assets and Deferred Outflows of Resources	\$ 4,590,648	\$ 4,519,312

METROPOLITAN ATLANTA RAPID TRANSIT AUTHORITY
Statement of Net Position
June 30, 2021

(Dollars in Thousands)

(with summarized Financial Information as of June 30, 2020)

	2021	2020
LIABILITIES		
Current Liabilities:		
Payable from NonRestricted Assets:		
Accounts and Contracts Payable	\$ 128,665	\$ 119,469
Salaries and Employee Benefits	26,791	24,395
Self-Insurance Accruals	16,486	19,368
Other Current Liabilities	3,481	7,945
Other Unearned Revenue	1,702	1,867
Total Current Liabilities Payable from NonRestricted Assets	177,125	173,044
Payable from Restricted Assets:		
Current Maturities of Sales Tax Revenue Bonds	62,215	55,240
Accrued Interest	41,279	43,013
Current Maturities of Obligations Under Capital Leases	3,993	12,316
Total Current Liabilities Payable from Restricted Assets	107,487	110,569
Total Current Liabilities	284,612	283,613
Noncurrent Liabilities:		
Sales Tax Revenue Bonds, Less Current Maturities, Unamortized Premium and Discount	2,286,950	2,349,902
Noncurrent Self Insurance Accruals	48,423	39,868
Other Long-term Liabilities	901	885
Unearned Revenue	16,745	16,928
Obligations Under Capital Leases	370,632	382,099
Derivative Liability - Commodity Swap	—	1,079
Net Pension Liability	67,667	97,369
Net OPEB Liability	111,901	111,747
Total Noncurrent Liabilities	2,903,219	2,999,877
Total Liabilities	3,187,831	3,283,490
DEFERRED INFLOWS OF RESOURCES		
Capital Lease	12,186	13,283
Hedging	900	—
Pension	94,160	59,097
OPEB	15,206	22,945
Total Deferred Inflows of Resources	122,452	95,325
Total Liabilities and Deferred Inflows of Resources	3,310,283	3,378,815
NET POSITION		
Net Investment in Capital Assets	672,879	623,190
Restricted		
Debt Service	64,031	55,705
Capital Projects	10,000	10,000
Unrestricted	533,455	451,602
Total Net Position	1,280,365	1,140,497
Total Liabilities, Deferred Inflows of Resources, and Net Position	\$ 4,590,648	\$ 4,519,312

FINANCIAL SECTION 2021 Annual Comprehensive Financial Report Year Ended June 30, 2021

METROPOLITAN ATLANTA RAPID TRANSIT AUTHORITY
Statement of Revenues, Expenses
And Changes in Net Position
For the Year Ended June 30, 2021

(Dollars in Thousands)
(with summarized Financial Information for the year ended June 30, 2020)

	2021	2020
Operating Revenues:		
Fare Revenues	\$ 51,642	\$ 102,420
Other Revenues	5,365	7,651
	57,007	110,071
Operating Expenses:		
Transportation	230,367	241,307
Maintenance and Garage Operations	177,536	173,680
General and Administrative	93,803	94,017
Depreciation	249,455	245,619
	751,161	754,623
Operating Loss	(694,154)	(644,552)
Nonoperating Revenues (Expenses):		
Sales and Use Tax	569,682	521,898
Ad Valorem Tax	33,452	33,455
Federal Revenues	280,504	234,634
Investment Income	3,613	12,108
Net Capital Lease Transaction Activity	667	(2,298)
Other Revenues	19,360	10,999
Gain on Sale of Property and Equipment	579	2,661
Interest Expense	(83,946)	(86,918)
Amortization of Financing Related Charges	6,611	7,411
Other NonOperating Expenses	(61,811)	(49,961)
Gain (Loss) on Investment Derivatives	3	328
	768,714	684,317
Income/ (Loss) Before Capital Contributions	74,560	39,765
Capital Grants and Contributions	65,308	61,642
Net Position		
Increase /(Decrease) in Net Position	139,868	101,407
Net Position, July 1	1,140,497	1,039,090
Net Position, June 30	\$1,280,365	\$1,140,497

METROPOLITAN ATLANTA RAPID TRANSIT AUTHORITY
Statement of Cash Flows

For the Year Ended June 30, 2021

(Dollars in Thousands)

(with summarized Financial Information for the year ended June 30, 2020)

	2021	2020
Cash Flows from Operating Activities:		
Cash Received from Providing Services	\$ 54,279	\$ 114,010
Cash Received from Other Sources	1,479	2,061
Cash Paid to Suppliers	(230,130)	(149,202)
Cash Paid for Benefits on Behalf of Employees	(125,502)	(122,403)
Cash Paid to Employees	(226,334)	(273,906)
Net Cash Used by Operating Activities	(526,208)	(429,440)
Cash Flows From Noncapital Financing Activities:		
Sales and Use Tax Collections	557,093	524,832
Ad Valorem Tax	35,384	32,997
Federal Operating Subsidy	358,511	77,869
Other Non-Capital Receipts	17,882	8,938
Net Cash Provided by Noncapital Financing Activities	968,870	644,636
Cash Flows From Capital and Related Financing Activities:		
Proceeds from issuance of Revenue Bonds	—	280,830
Principal paid on Revenue Bonds	(53,793)	(51,825)
Interest Paid on Revenue Bonds	(83,395)	(84,979)
Capital Contributions	62,057	57,253
Acquisition and Construction of Capital Assets	(242,938)	(265,241)
Net Cash Used by Capital and Related Financing Activities	(318,069)	(63,962)
Cash Flows from Investing Activities:		
Purchases of Investments	(4,273,778)	(3,558,174)
Proceeds from Sales and Maturities of Investments	4,115,923	3,420,885
Interest Received on Investments	4,768	10,999
Net Cash Provided (Used) by Investing Activities	(153,087)	(126,290)
Net Increase (Decrease) in Cash and Cash Equivalents	(28,494)	24,944
Cash and Cash Equivalents, Beginning of Year	46,945	22,001
Cash and Cash Equivalents, End of Year	\$ 18,451	\$ 46,945
Reconciliation of Operating Loss to Net Cash Used by Operating Activities:		
Operating Loss	\$ (694,154)	\$ (644,552)
Other Nonoperating Expenses	(60,332)	(47,896)
Adjustments to Reconcile Operating Loss to Net Cash Used by Operating Activities		
Depreciation	249,455	245,619
Changes in Assets and Liabilities:		
Materials and Supplies Inventories	(2,768)	(5,111)
Prepayments and Other	(9,707)	7,295
Deferred outflows from pension	20,944	57,077
Deferred inflows from pension	35,064	49,906
Accounts Payable and Other Current Liabilities	7,202	2,173
Unearned Revenue	(183)	(6)
Net pension asset/liability	(65,824)	(87,740)
Other post-employment benefits liability	154	(11,041)
Deferred outflows from OPEB	1,680	(3,687)
Deferred inflows from OPEB	(7,739)	8,523
Net Cash Used by Operating Activities	\$ (526,208)	\$ (429,440)

FINANCIAL SECTION 2021 Annual Comprehensive Financial Report Year Ended June 30, 2021

METROPOLITAN ATLANTA RAPID TRANSIT AUTHORITY
Statement of Cash Flows

For the Year Ended June 30, 2021

(Dollars in Thousands)

(with summarized Financial Information for the year ended June 30, 2020)

Supplemental Disclosure of Cash Flow Information	2021	2020
Noncash Activities:		
Capital Assets Included in Accounts Payable	\$ 40,753	\$ 32,089
Construction in Progress Capital Lease	34,071	25,743
Amortization of Bond Premium, Discount, Bond Insurance and Loss on Debt Refunding	(6,611)	(7,411)
Interest Earnings on Investments Held to Pay Capital Lease/Leaseback Liability	(1,559)	(2,236)
Interest Accrued on Capital Lease/Leaseback Liability	1,559	2,236
Unrealized Loss of Investments	(667)	2,298
Increase(Decrease) in Fair Value of Investments	173	(233)
Proceeds from Bond Refunding to Defeasement Bonds	387,645	—
Amount paid for Defeasement Bonds	368,265	—
Interest Expense - ESCO	1,062	941
Interest Income - ESCO	(5)	(1,303)
 Summary of cash and cash equivalents reported on the Statement of Net Position:		
 Cash and cash equivalents	 \$ 11,135	 \$ 32,369
Restricted cash and cash equivalents	7,316	14,576
Total cash and cash equivalents reported on the Statement of Net Position	<u>\$ 18,451</u>	<u>\$46,945</u>

METROPOLITAN ATLANTA RAPID TRANSIT AUTHORITY
Statement of Fiduciary Net Position
Fiduciary Funds
June 30, 2021
(Dollars in Thousands)

	Pension and Other Employee Benefits Trust Funds
ASSETS	
Receivables:	
Employee Contributions	\$ 307
Employer Contributions	1,352
Due from Brokers	3,483
Accrued Investment Income	1,230
Total Receivables	6,372
Investments at Fair Value:	
Equities	511,542
Partnerships	25,019
Mutual Funds	378,430
Fixed Income	268,824
Real Estate Funds	21,879
Derivatives	55
Short- term Investments	27,065
Total Investments	1,232,814
Total Assets	\$ 1,239,186
LIABILITIES	
Accounts Payable	\$ 554
Due to Brokers	9,524
Total Liabilities	10,078
NET POSITION	
Restricted for:	
Pensions	1,114,180
Postemployment Benefits other than Pensions	114,928
Total Net Position	1,229,108
Total Liabilities and Net Position	\$ 1,239,186

METROPOLITAN ATLANTA RAPID TRANSIT AUTHORITY
Statement of Changes in Fiduciary Net Position
Fiduciary Funds
For the Year Ended June 30, 2021
(Dollars in Thousands)

	Pension and Other Employee Benefits Trust Funds
ADDITIONS	
Contributions:	
Employee	\$ 9,408
Employer	40,822
Total Contributions	50,230
Investment Income	
Interest and Dividends	11,708
Net Increase in Fair Value of Investments	145,088
Real Estate Income	890
Securities Lending Income	45
Total Investment Earnings	157,731
Less Investment Costs	
Investment Activity Costs	2,593
Securities Lending Costs	16
Net Investment Earnings	155,122
Total Additions	205,352
DEDUCTIONS	
Benefits Paid to Participants or Beneficiaries	73,236
Medical, Dental, and Life Insurance for Retirees	13,566
Administrative Expenses	944
Total Deductions	87,746
Net increase in Fiduciary Net Position	117,606
NET POSITION RESTRICTED	
Net Position, July 1	—
Cumulative Effect of Implementation of GASB Statement No. 84	1,111,502
Net Position, July 1 Restated	1,111,502
Net Position, June 30	\$ 1,229,108

METROPOLITAN ATLANTA RAPID TRANSIT AUTHORITY

Notes to the Financial Statements

June 30, 2021

(Dollars in Thousands)

1. SUMMARY OF SIGNIFICANT ACCOUNTING POLICIES

Basis of Presentation - The Metropolitan Atlanta Rapid Transit Authority (“MARTA”) was formed as a joint public instrumentality of the City of Atlanta and the counties of Fulton, DeKalb, Cobb, Clayton, and Gwinnett by action of the General Assembly of the State of Georgia (the “MARTA Act”) to design and implement a rapid transit system for the Atlanta metropolitan area. MARTA operates a bus, light rail and rapid rail transportation system and continues to develop and construct further improvements to its integrated bus/rail transportation system.

In order to measure the costs of providing mass transportation services, the revenues from those services and required subsidies, MARTA has adopted the accounting principles and methods appropriate for a governmental enterprise fund. This complies with the MARTA Act and Sales Tax Bond Trust Indenture legal requirements that all accounting systems and records, auditing procedures and standards, and financial reporting shall conform to generally accepted principles of governmental accounting.

The following is a summary of the more significant accounting policies of MARTA:

Reporting Entity - MARTA is a municipal corporation governed by a fifteen-member board of directors. As defined by the Governmental Accounting Standards Board (“GASB”), the financial reporting entity is comprised of the primary government and its component units. The primary government includes all departments and operations of MARTA, which are not legally separate organizations. Component units are legally separate organizations, which are fiscally dependent on MARTA or for which MARTA is financially accountable, or which raises and holds economic resources for the direct benefit of MARTA. An organization is fiscally dependent if it must receive MARTA’s approval for its budget, levying of taxes, or issuance of debt. MARTA is financially accountable for an organization, most of the organization’s board, and either a) could impose its will on the organization or b) there is the potential for the organization to provide a financial benefit to or impose a financial burden on MARTA. The reporting entity of MARTA consists solely of the primary government. MARTA has no component units.

MARTA is a jointly governed organization. Of its fifteen-member board, three members are appointed by Fulton County, four members by DeKalb County, two members by Clayton County, three members by the City of Atlanta, and one member by the Governor. In addition, the Commissioner of the State Department of Transportation and the Executive Director of the Georgia Regional Transportation Authority serve as *ex-officio* members of the Board. None of the participating governments appoint a majority of MARTA’s Board and none have an ongoing financial interest or responsibility. None of the participating governments had any significant financial transactions with MARTA during fiscal year ended June 30, 2021.

METROPOLITAN ATLANTA RAPID TRANSIT AUTHORITY

Notes to the Financial Statements

June 30, 2021

(Dollars in Thousands)

1. SUMMARY OF SIGNIFICANT ACCOUNTING POLICIES (continued)

Basis of Accounting - The accompanying basic financial statements are reported using the *economic resources measurement focus* on the *accrual basis of accounting*, under which revenues are recognized when earned and measurable and expenses are recognized when they are incurred, if measurable.

The financial statements include certain prior year summarized comparative information in total but not at the level of detail required for a presentation in conformity with generally accepted accounting principles. Accordingly, such information should be read in conjunction with MARTA's financial statements for the year ended June 30, 2020, from which the summarized information was derived.

The preparation of financial statements in conformity with accounting principles generally accepted in the United States of America requires management to make estimates and assumptions that affect the reported amounts of assets and liabilities, and disclosure of contingent assets and liabilities at the date of the financial statements, and the reported amounts of revenues and expenses during the reporting period. Actual results could differ significantly from those estimates.

Cash and Cash Equivalents - MARTA considers all highly liquid debt securities with an original maturity of no more than three months at date of purchase to be cash equivalents except repurchase agreements and restricted investments, which are classified as investments.

Investments - MARTA's investments are generally reported at fair value based on quoted market prices. Guaranteed investment contracts, which are considered non-participating, are reported at amortized cost. U.S. Treasury and Agency obligations and Prime Banker's Acceptances are reported at amortized cost if MARTA acquires them within one year of maturity. Repurchase agreements, FDIC Public funds, and certificates of deposit are reported at cost.

Investments Held to Pay Capital Lease Obligations - To fund certain future obligations under capital leases resulting from various Lease-in/Lease-out ("LILO") transactions, MARTA has invested funds in government agency bonds and notes, and guaranteed investment contracts. The maturities of these investments have been tied to the payment dates identified in the underlying LILO agreements.

In addition, to fund obligations under the master lease purchase agreement with Pinnacle Public Finance, MARTA established an escrow account with the Bank of New York Mellon Trust Company to make payments for improvements listed in the referenced agreement.

Derivative Financial Instruments - Derivative financial instruments are reported at fair value. A hedging derivative instrument significantly reduces financial risk by substantially offsetting the changes in cash flows or fair values of the item the derivative is associated with. The annual changes in the fair value of a hedging derivative instrument are reported as deferred inflows and deferred outflows on the Statements of Net Position if meeting the requirements of an effective hedge. Derivative instruments not designated as an accounting hedge are classified as an investment derivative. Changes in fair values of investment derivative instruments, including hedging derivative instruments that are determined to be ineffective, are reported as nonoperating revenues (expenses) on the Statements of Revenues, Expenses, and Changes in Net Position. See Note 8 for further information on these instruments.

METROPOLITAN ATLANTA RAPID TRANSIT AUTHORITY
Notes to the Financial Statements
June 30, 2021
(Dollars in Thousands)

1. SUMMARY OF SIGNIFICANT ACCOUNTING POLICIES (continued)

Inventories - Materials (principally maintenance parts) and supplies inventories are stated at an average cost and accounted for on the consumption method.

Capital Assets - Capital assets are carried at cost and depreciated using the straight-line method based on the estimated useful lives of the related assets, as follows:

Rail system and buildings	5 - 50 years
Transportation equipment	5 - 20 years
Other property and equipment	3 - 20 years

MARTA uses a three-hundred-dollar capitalization threshold for its capital assets. Donated properties are reported at the estimated fair market value on the date donated. When assets are sold or retired, the cost of the asset and related accumulated depreciation is removed from the accounts and the resulting gain or loss, if any, is charged to non-operating revenue or expense.

Ordinary maintenance and repairs are charged to expense as incurred, while property additions and betterments are capitalized. MARTA capitalizes, as a cost of its constructed assets, the interest expense based upon the weighted average cost of borrowings of MARTA.

Deferred Outflows and Inflows of Resources - Deferred outflows of resources are a consumption of net assets by MARTA that is applicable to a future period and has a positive effect on net position like an asset.

Deferred inflows of resources are an acquisition of net assets by MARTA that is applicable to a future period and has a negative effect on net position like a liability.

Unearned Revenues - Included in Unearned Revenues is the remaining unamortized balance of the unearned amount from the lease agreement on Parking. The unearned lease payment is being amortized over the remaining lives of the lease on a straight-line basis. See Note 10 for further information.

Bond Proceeds, Premiums, Discounts, Issue Costs, and Losses on Refunding - Proceeds from the issuance of Sales Tax Revenue Bonds are initially deposited with the Bond Trustee in a Construction Fund as required by the Trust Indenture between MARTA and the Trustee. MARTA requisitions the funds as needed for construction of the transit system.

Bond premiums and discounts are amortized using the bond outstanding method, which is materially consistent with the effective interest method, over the term of the related debt. Losses on debt refunding are included in deferred outflows of resources and amortized over the shorter of the life of the refunded debt or the new debt, principally using the bond outstanding method. Debt issuance costs are fully expensed at issuance except for bond insurance costs which are amortized on a straight-line basis over the life of the related bond.

METROPOLITAN ATLANTA RAPID TRANSIT AUTHORITY

Notes to the Financial Statements

June 30, 2021

(Dollars in Thousands)

1. SUMMARY OF SIGNIFICANT ACCOUNTING POLICIES (continued)

Fare Revenues - Passenger fares are recorded as revenue at the time of sales except for stored cash value, which is recorded at the time services are performed.

Subsidies, Grants and Contributions - MARTA receives grant funds from the Federal Transportation Administration (“FTA”) for a substantial portion of its capital acquisitions. Assets acquired in connection with capital grant funds are included in capital assets. These grants generally require a local funding match by MARTA at a stipulated percentage of total project costs. Capital grant agreements with FTA provide for FTA holding a continuing interest in properties acquired and restricting the use of such properties to providing mass transportation services. MARTA reports donated capital assets as contributions. All donated capital assets along with grants for capital asset acquisition, facility development, and rehabilitation are reported in the Statements of Revenues, Expenses, and Changes in Net Position, after nonoperating revenues and expenses as Capital Grants and Contributions.

MARTA also receives grant funds from the FTA for operating assistance such as preventive maintenance. Grants for operating assistance are reported as Federal Revenues on the Statements of Revenues, Expenses and Changes in Net Position as part of the nonoperating revenues and expenses.

Federal Transit Administration CARES Act – The Coronavirus Aid, Relief and Economic Security Act, also known as CARES Act, was signed into law on March 27, 2020, in response to the economic fallout of the COVID-19 pandemic. The CARES Act, through the Federal Transit Administration’s (“FTA”) formula funding provisions, provided MARTA with \$298,641 of operating assistance, of which \$196,358 was utilized in the current fiscal year and \$279,028 has been utilized cumulatively. Please see Note 15 for more detailed information about the CARES Act.

Net Position - Net position presents the difference between assets, liabilities, and deferred outflows/inflows of resources in the Statements of Net Position. Net position pertaining to investment in net capital assets is reduced by the outstanding balances of any borrowing used for the acquisition, construction, or improvement of those assets. Net position components are reported as restricted when there are legal limitations imposed on their use by laws or regulations of other governments or external restrictions by creditors or grantors. Unrestricted net position may be designated for specific purposes at the option of the MARTA Board of Directors. If restricted and unrestricted net positions are available for the same purpose, then the restricted position will be used before the unrestricted position.

Fiduciary Funds - Fiduciary funds are used to account for resources held for the benefit of parties outside of MARTA. Fiduciary funds are not reflected in the primary financial statements because the resources of those funds are not available to support projects or expenses owned or generated by MARTA, rather these funds are accounted for in separate financial statements. The financial statements that contain the fiduciary funds are the Statement of Fiduciary Net Position and the Statement of Changes in Fiduciary Net Position.

The component units included in the fiduciary funds’ statements are:

- MARTA/ATU Local 732 Employees Retirement Plan
- Non-Represented Pension Plan
- Other Post-Employment Benefits (OPEB) Plan

Budgetary Controls - An annual operating and capital budget is developed by MARTA’s Management. After a public hearing the proposed budget is revised, if necessary, finalized and adopted by MARTA’s Board of Directors.

METROPOLITAN ATLANTA RAPID TRANSIT AUTHORITY

Notes to the Financial Statements

June 30, 2021

(Dollars in Thousands)

1. SUMMARY OF SIGNIFICANT ACCOUNTING POLICIES (continued)

The budget is prepared on the same basis of accounting as the financial statements except that depreciation, interest expense, gains (losses) on sale of property, unrealized gains (losses) on investments and other nonoperating expenses are not budgeted. Management control for the operating budget is maintained at the expenditure category levels. Management has flexibility of reprogramming funds with respect to a cost center and with an approval of budget staff if the total budget authorization is not exceeded. Capital expenditures are controlled at the budget line item.

Cost Allocation - MARTA allocates certain general and administrative expenses to transit operations and capitalizes certain of these expenses in construction in progress based on its cost allocation plan prepared in accordance with FTA guidelines. General and administrative expenses not allocable to either transit operations or construction in progress under FTA guidelines are reflected as nonoperating general and administrative expense in the accompanying Statements of Revenues, Expenses, and Changes in Net Position.

Operating Revenues and Expenses - Fare and parking revenue from transporting passengers, concessions, and advertising are reported as operating revenues. Transactions that are capital, financing, or investing related, or which cannot be attributed to MARTA's transportation focus, are reported as nonoperating revenues. All expenses related to operating the bus and rail system are reported as operating expenses. Interest expenses, financing costs, and planning costs are reported as nonoperating expenses.

Compensated Absences - MARTA employees are granted annual paid time off and vacation in varying amounts. A liability is recognized for amounts of accrued annual paid time off and vacation leave and related benefits attributable to services already rendered and for which it is probable that compensation will be paid. A liability for accumulated unused sick leave is not recognized since it is not paid upon termination or retirement. Upon retirement, unused accumulated sick leave may be counted as credited service for pension benefit calculation purposes.

Adoption of New Accounting Pronouncements Effective for the Fiscal Year Ended June 30, 2021

GASB Statement No. 84, *Fiduciary Activities* ("GASB 84") provides guidance on the identification and reporting of fiduciary activities in the fund financial statements of the basic financial statements of all state and local governments. It clarifies the criteria for identifying fiduciary activities with the focus on whether a government is controlling the assets of the activity and the beneficiaries with whom such relationship exists. An activity meeting certain criterion should be reported in a fiduciary fund in the financial statements. The adoption of this statement required MARTA to report its fiduciary activities in its financial statements.

With the adoption of GASB 84, management added two new financial statements to its basic financial statements. The two new statements are the Statement of Fiduciary Net Position and the Statement of Changes in Fiduciary Net Position. All fiduciary activities that met the criteria outlined in GASB 84 were included on the two new statements. The adoption of GASB 84 did not have any impact on the net position or change in net position of MARTA, but the net position as of July 1, 2020 on the Statement of Changes in Fiduciary Net Position was restated to show the addition of the fiduciary net position.

METROPOLITAN ATLANTA RAPID TRANSIT AUTHORITY
Notes to the Financial Statements
June 30, 2021
(Dollars in Thousands)

1. SUMMARY OF SIGNIFICANT ACCOUNTING POLICIES (continued)

The fiduciary funds component units meeting the criteria were as follows:

- MARTA/ATU Local 732 Employees Retirement Plan
- Non-Represented Pension Plan
- Other Post-Employment Benefits (OPEB) Plan

The component units were combined and reported in aggregate on the fiduciary funds' financial statements.

GASB Statement No. 93, *Replacement of Interbank Offered Rates-all other paragraphs* ("GASB 93") provides guidance on accounting and financial reporting requirements relating to the replacement of interbank offered rate (IBORs) such as the London Interbank Offered Rate (LIBOR) in hedging derivative instruments and leases. It identifies the appropriate benchmark interest rates for hedging derivative instruments and stipulates the exceptions to the hedge accounting termination provision for certain hedging derivative. The LIBOR is expected to cease to exist in its current form at the end of December 31, 2021 prompting governments to amend or replace financial instruments for the purpose of replacing LIBOR with other rates. MARTA qualifies for the exceptions to the hedge accounting provisions.

METROPOLITAN ATLANTA RAPID TRANSIT AUTHORITY
Notes to the Financial Statements
June 30, 2021
(Dollars in Thousands)

1. SUMMARY OF SIGNIFICANT ACCOUNTING POLICIES (continued)

New Accounting Pronouncements Effective in Future Periods or Not Applicable - MARTA has not determined the impact of adopting the following statements:

<u>No.</u>	<u>GASB Statement</u>	<u>Fiscal Year</u>	<u>Applicable to MARTA</u>
87	Leases	2022	Yes
89	Interest Cost Incurred Before End of a Construction Period	2022	Yes
91	Conduit Debt Obligation	2023	No
92	Omnibus 2020	2022	Yes
93	Replacement of Interbank Offered Rates-Paragraphs 13 and 14	2022	Yes
94	Public-Private and Public-Public Partnerships and Availability Payment Arrangements	2023	No
96	Subscription-Based Information Technology Arrangements	2023	Yes
97	Certain Component Unit Criteria, and Accounting and Financial Reporting for Internal Revenue Code Section 457 Deferred Compensation plans	2022	Yes
98	The Annual Comprehensive Financial Report	2022	Yes
	Implementation Guide No. 2021-1	2022-2024	Yes

Reclassifications - Some items in the prior year financial statements were reclassified to conform to the current presentation. Reclassifications had no effect on prior year net position or changes in net position. GASB Statement No.98, The Annual Comprehensive Financial Report - The requirements for this statement are effective fiscal year June 2022 and earlier application is encouraged. MARTA has decided to implement GASB 98 as of June 30,2021.

METROPOLITAN ATLANTA RAPID TRANSIT AUTHORITY
Notes to the Financial Statements
June 30, 2021
(Dollars in Thousands)

2. CASH AND INVESTMENTS

Cash - At June 30, 2021 the carrying amount of MARTA's total cash on hand was \$1,270.

At June 30, 2021, the carrying amount of MARTA's total cash on deposit was \$17,181. Included in the bank balance of \$20,936, \$680 was covered by federal depository insurance and \$20,257 was collateralized by government securities held by the pledging financial institution's trust department or agent in MARTA's name.

Investments - Georgia statutes authorize MARTA to invest in U.S. Government obligations, U.S. Government agency obligations, obligations of any instrumentality of the U.S. Government, or in repurchase agreements collateralized by any of the aforesaid securities, or in State of Georgia obligations, or in the State of Georgia sponsored investment pool or in other obligations or instruments as allowed by Georgia Law.

Under the terms of MARTA's Sales Tax Revenue Bond Trust Indenture, MARTA may not invest in securities with a remaining term to maturity greater than five years from the purchase date. In addition, MARTA requires that repurchase agreement collateral must have a fair value ranging from 101% to 106% of the cost of the repurchase agreement, depending upon the maturity date and type of security. MARTA's policy states that collateral pledged for repurchase agreements and not delivered to MARTA's safekeeping agent must be held by the pledging bank's trust department in MARTA's name. Investments held and managed by an independent trustee are not subject to these restrictions.

Fair Value Measurements - To the extent available, MARTA's investments are recorded at fair value and the derivatives are recorded at fair value level 2 using quoted prices for similar assets or liabilities in active markets as of June 30, 2021. GASB Statement No. 72 - Fair Value Measurement and Application, defines fair value as the price that would be received to sell an asset or paid to transfer a liability in an orderly transaction between market participants at the measurement date. This statement establishes a hierarchy of valuation inputs based on the extent to which the inputs are observable in the marketplace. Inputs are used in applying the various valuation techniques and consider the assumption that market participants use to make valuation decisions. Inputs may include price information, credit data, interest and yield curve data, and other factors specific to the financial instrument. Observable inputs reflect market data obtained from independent sources. In contrast, unobservable inputs reflect the entity's assumptions about how market participants would value the financial instrument. Valuation techniques should maximize the use of observable inputs to the extent available.

METROPOLITAN ATLANTA RAPID TRANSIT AUTHORITY

Notes to the Financial Statements

June 30, 2021

(Dollars in Thousands)

2. CASH AND INVESTMENTS (continued)

A financial instrument's level within the fair value hierarchy is based on the lowest level of any input that is significant to the fair value measurement. The following describes the hierarchy of inputs used to measure fair value and the primary valuation methodologies used for financial instruments measured at fair value on a recurring basis:

Level 1 - Investments whose values are based on quoted prices (unadjusted) for identical assets (or liabilities) in active markets that a government can access at the measurement date.

Level 2 - Investments with inputs, other than quoted prices included within Level 1, that are observable for an asset (or liability), either directly or indirectly. Furthermore, if an asset or liability has a specified term to maturity, then to qualify for Level 2 designation, an input must be observable for substantially the full term to maturity of the asset or liability. Level 2 inputs include the following:

- a. Quoted prices for similar assets or liabilities in active markets.
- b. Quoted prices for identical or similar assets or liabilities in markets that are not active, that is, markets in which there are few transactions for the asset or liability, the prices are not current, or price quotations vary substantially either over time or among market makers (for example, some brokered markets), or in which little information is released publicly (for example, a principal-to-principal market).
- c. Inputs other than quoted prices that are observable for the asset or liability (for example, interest rates and yield curves observable at commonly quoted intervals, implied volatilities, prepayment speeds, loss severities, credit risks, and default rates).
- d. Inputs that are derived principally from corroborated by observable market data by correlation or other means (market-corroborated inputs).

METROPOLITAN ATLANTA RAPID TRANSIT AUTHORITY
Notes to the Financial Statements
June 30, 2021
(Dollars in Thousands)

2. CASH AND INVESTMENTS (continued)

As of June 30, 2021, MARTA had the following investments and maturities:

Investment Type	Valuation Measurement Method	Investment Maturities (in Years)				
		Value	Less than 1	1 - 5	6 - 10	More than 10
Repurchase Agreements	Cost	\$ 201,289	\$ 201,289	\$ —	\$ —	\$ —
U.S. Treasuries	Fair value -Level 1	298,094	163,728	131,070	786	2,510
Prime Banker's Acceptance	Fair value -Level 1	4,360	4,360	—	—	—
U.S. Agencies	Fair value -Level 1	507,224	41,729	167,451	90,422	207,622
Public Fund	Cost	40,796	40,796	—	—	—
Municipal	Cost	3,000	1,000	2,000	—	—
Supranational Bonds	Cost	71,956	20,000	51,956	—	—
Guaranteed Inv Contracts	Amortized Cost	29,426	—	—	—	29,426
Total		\$ 1,156,145	\$ 472,902	\$352,477	\$ 91,208	\$ 239,558

Interest Rate Risk - The risk that changes in interest rates will adversely affect the fair value of financial instruments or cash flows. As a means of limiting its exposure to this, MARTA's investment policy prohibits investments in U.S. Treasuries and Agencies and State Obligations with maturities greater than five years and six months at the date of purchase.

The policy also limits Repurchase Agreements to three months from the date of purchase. Investments held and managed by an independent trustee are not subject to these restrictions.

METROPOLITAN ATLANTA RAPID TRANSIT AUTHORITY

Notes to the Financial Statements

June 30, 2021

(Dollars in Thousands)

2. CASH AND INVESTMENTS (continued)

Credit Quality Risk - The risk that an issuer or other counterparty to an investment will not fulfill its obligations. The exposure of MARTA's debt securities to credit quality risk as of June 30, 2021 is as follows:

<u>Investment Type</u>	<u>Book Value</u>	<u>Credit Rating</u>	<u>Rating Agency</u>
Repurchase Agreements	\$ 201,289	A1/P-1	Moody's/S&P
U.S. Treasuries	298,094	AAA/AA+	Moody's/S&P
Prime Banker's Acceptance	4,360	A1/P1	Moody's/S&P
U.S. Agencies	507,224	AAA/AA+	Moody's/S&P
FDIC Public Fund	40,796	AAA/AA+	Moody's/S&P
Municipal-FDIC	3,000	A2/AA	Moody's/S&P
Supranational Bonds	71,956	AAA/AAA	Moody's/S&P
Guaranteed Inv Contracts	29,426	A-2/P-2/A-/Baa1/Ba1	Moody's/S&P
	<u>\$ 1,156,145</u>		

Concentration of Credit Risk - The risk of loss that may be attributed to the magnitude of a government's investment in a single issuer. MARTA does not hold more than 5% in any single issuer, other than investments related to the U.S. Government.

Custodial Credit Risk - For an investment, custodial credit risk is the risk that, in the event of the failure of the counterparty, MARTA will not be able to recover deposits or will not be able to recover collateral securities that are in the possession of an outside party. At June 30, 2021 included in the investments of \$1,156,145 were \$10,193 of securities held by a trustee not in the name of MARTA. These investments are the only securities not held in MARTA's name as per the terms of a trust agreement between MARTA and a railroad company.

Foreign Currency Risk - The risk that changes in exchange rates will adversely impact the fair value of an investment. MARTA is not exposed to this risk and its investment policy does not provide for investments in foreign currency denominated securities.

METROPOLITAN ATLANTA RAPID TRANSIT AUTHORITY
Notes to the Financial Statements
June 30, 2021
(Dollars in Thousands)

3. RESTRICTED ASSETS

Restricted assets consist of the following for the year ended June 30, 2021:

Restricted Cash and Investments:	2021
Pinnacle Escrow Cash	\$ 7,316
Sinking Fund	105,310
Railroad Trust Fund Agreement	10,000
Investment Held to Pay Capital Lease Obligation	343,711
Other-SB 115 10% PY Operating Revenue	55,748
Total Restricted Cash and Investments	\$ 522,085

The amounts held in Sinking Funds are restricted for the payment of bond principal and interest as they become due and to the maintenance of the required reserve amounts (see Note 7).

Under the terms of the railroad trust fund agreement between MARTA and a railroad company (the "Railroad"), MARTA has agreed to pay certain costs of purchasing insurance to protect the Railroad against the risk of liability from injury or damage to MARTA's passengers, employees, and property which may result from the Railroad's operations. At June 30, 2021, MARTA had placed certain investments in a special trust fund to guarantee its performance under this agreement. Interest earned on these funds are unrestricted.

Investments held to pay capital lease obligations represent investments held by trustees to be used for capital lease payments under MARTA's LILO arrangements.

The Georgia Legislature passed SB115 requiring MARTA to maintain in reserve ten percent of its prior fiscal year's operating revenue. Said operating budget reserve shall be utilized for ongoing operating expenses only in those circumstances requiring its use due to worsened economic conditions in the Atlanta region, or catastrophic loss such as an act of God or terrorism.

The reserve is maintained in the Unified Reserved Portfolio which is comprised of restricted and unrestricted asset. MARTA maintains a floor that is greater than 10% of its prior year operating revenue to comply with the SB115 requirement and the value of the floor equates to the value of the restricted assets within the portfolio. The value of the assets above the floor are considered unrestricted assets in the portfolio.

An escrow cash account is maintained in MARTA's name as part of the Pinnacle Capital Lease. The funds in the escrow are restricted to pay for the energy savings capital improvements. Interest earned in the escrow account is recorded as non-operating revenue.

METROPOLITAN ATLANTA RAPID TRANSIT AUTHORITY

Notes to the Financial Statements

June 30, 2021

(Dollars in Thousands)

4. SALES AND USE TAX

Under the MARTA Act, the Rapid Transit Contract and Assistance Agreement with Fulton and DeKalb Counties and the City of Atlanta and the Rapid Transit Contract with Clayton County, MARTA receives proceeds from the collection of a sale and use tax within Fulton, DeKalb and Clayton Counties and the City of Atlanta. In these jurisdictions, a sales and use tax of 1% is levied for the exclusive use of MARTA. Beginning in April 2017, an additional sale and use tax of ½% is levied in the City of Atlanta for the purpose of expanding and enhancing MARTA transit service in the City of Atlanta.

In 2015, the Georgia General Assembly permanently eliminated the prior requirement mandating that MARTA spend no more than 50% of the annual sales and use tax proceeds to subsidize the operating costs of the System. Removal of this provision provides MARTA with additional flexibility to manage its resources.

During the year ended June 30, 2021 MARTA used 19% of the sales and use tax proceeds to subsidize the net operating costs.

5. FARE REVENUE

The MARTA Act places certain requirements on the rates that MARTA is to charge for transportation services provided.

The rates charged to the public for transportation services must be such that the total transit related revenues are no less than 35% of the operating costs, exclusive of depreciation and amortization, and other costs and charges as provided in the MARTA Act, of the preceding fiscal year.

Under provisions of amendments to the MARTA Act, all revenues, except the sales and use taxes, are included in transit related revenues for purposes of this calculation.

Transit related revenues for the year ended June 30, 2021 was 80.0% of operating costs of the previous fiscal year as defined under the MARTA Act.

METROPOLITAN ATLANTA RAPID TRANSIT AUTHORITY
Notes to the Financial Statements
June 30, 2021
(Dollars in Thousands)

6. CAPITAL ASSETS

Capital asset activities for the year ended June 30, 2021 were as follows:

	Balance June 30,2020	Additions	Decreases	Balance June 30,2021
Capital Assets, not being depreciated:				
Land	\$ 560,226	\$ —	\$ (121)	\$ 560,105
Construction in progress	350,410	252,278	(267,387)	335,301
Total capital assets not being depreciated	<u>910,636</u>	<u>252,278</u>	<u>(267,508)</u>	<u>895,406</u>
Capital Assets being depreciated:				
Rail systems & buildings	3,892,691	184,267	—	4,076,958
Transportation equipment	1,525,789	49,958	(16,425)	1,559,322
Furniture/Fixtures/Equipment/Vehicles	1,626,285	33,162	(9,605)	1,649,842
Total capital assets being depreciated	<u>7,044,765</u>	<u>267,387</u>	<u>(26,030)</u>	<u>7,286,122</u>
Less accumulated depreciation for:				
Rail systems & buildings	(2,559,592)	(111,878)	—	(2,671,470)
Transportation equipment	(1,140,252)	(66,643)	15,615	(1,191,280)
Furniture/Fixtures/Equipment/Vehicles	(1,198,430)	(70,934)	9,546	(1,259,818)
Total accumulated depreciation	<u>(4,898,274)</u>	<u>(249,455)</u>	<u>25,161</u>	<u>(5,122,568)</u>
Total capital assets being depreciated, net	<u>2,146,491</u>	<u>17,932</u>	<u>(869)</u>	<u>2,163,554</u>
Capital Assets, net	<u>\$ 3,057,127</u>	<u>\$ 270,210</u>	<u>\$ (268,377)</u>	<u>\$ 3,058,960</u>

METROPOLITAN ATLANTA RAPID TRANSIT AUTHORITY
Notes to the Financial Statements
June 30, 2021
(Dollars in Thousands)

7. LONG-TERM DEBT

Long-term debt activities for the year ended June 30, 2021 were as follows:

<u>Series</u>	<u>Year Issued</u>	<u>Principal Issued</u>	<u>Years of Maturity</u>	<u>Interest Rates</u>	<u>Balance June 30, 2020</u>	<u>Additions</u>	<u>Principal Retirements</u>	<u>Balance June 30, 2021</u>
Sales Tax Revenue Bonds:								
2005A	2005	190,490	2021	5.00%	\$ 32,145	\$ —	\$ (32,145)	\$ —
2007A	2007	145,725	2033	5.25%	145,725	—	—	145,725
2012A	2012	311,075	2041	3.00%-5.00%	254,320	—	(250,765)	3,555
2012B	2012	17,930	2021	4.00%-5.00%	4,120	—	(4,120)	—
2013A	2013	22,980	2021	3.00%-5.00%	5,370	—	(5,370)	—
2014A	2015	286,700	2044	3.00%-5.00%	286,700	—	—	286,700
2015A	2015	87,015	2045	5.00%	87,015	—	—	87,015
2015B	2015	88,485	2045	2.00%-5.00%	88,485	—	—	88,485
2015C	2015	93,085	2029	5.00%	93,085	—	—	93,085
2016A*	2015	90,260	2029	5.00%	60,260	—	(10,000)	50,260
2016B	2016	242,985	2029	5.00%	242,985	—	—	242,985
2017A	2017	100,815	2047	3.00%-4.00%	100,815	—	—	100,815
2017C	2018	263,545	2039	3.25%-5.00%	262,465	—	(590)	261,875
2017D	2018	55,845	2030	4.00%-5.00%	55,680	—	(115)	55,565
2018A	2019	165,875	2025	3.00%-4.00%	164,370	—	(2,900)	161,470
2018B*	2019	117,500	2045	FRN	117,500	—	(117,500)	—
2019A	2019	130,790	2047	3.00%-5.00%	130,790	—	—	130,790
2020A	2020	132,330	2047	3.00%-5.00%	132,330	—	—	132,330
2020B	2020	270,145	2040	0.20%-2.68%	—	270,145	—	270,145
2021A*	2021	117,500	2045	FRN	—	117,500	—	117,500
Subtotal					\$ 2,264,160	\$ 387,645	\$ (423,505)	\$ 2,228,300
Less portion due within one year					(55,240)	(6,975)	—	(62,215)
Plus unamortized premium (discount)					140,982	—	(20,117)	120,865
Sales Tax Revenue Bonds total long-term portion					\$ 2,349,902	\$ 380,670	\$ (443,622)	\$ 2,286,950

* Bonds from Direct Placements

METROPOLITAN ATLANTA RAPID TRANSIT AUTHORITY
Notes to the Financial Statements
June 30, 2021
(Dollars in Thousands)

7. LONG-TERM DEBT (continued)

Changes in Long Term Debt for the year ended June 30, 2021 were as follows:

	<u>Balance June 30, 2020</u>	<u>Increase</u>	<u>Decrease</u>	<u>Balance June 30, 2021</u>	<u>Due within One Year</u>
Revenue Bonds	\$ 2,086,400	\$ 270,145	\$ (296,005)	\$ 2,060,540	\$ (50,075)
Bonds From Direct Placement	177,760	117,500	(127,500)	167,760	(12,140)
Total	<u>\$ 2,264,160</u>	<u>\$ 387,645</u>	<u>\$ (423,505)</u>	<u>\$ 2,228,300</u>	<u>\$ (62,215)</u>

Variable rate assumed (2.50%) of 2021A bond is based on definition provided in Third Master Trust Indenture: The current 25 years Revenue Bond Index (as of 7/01/2021).

Sales Tax Revenue Bonds - Principal on all the Sales Tax Revenue Bonds (the "Bonds") is payable in an annual installment on July 1; interest is payable semi-annually on January 1 and July 1 on all Bonds in the preceding Long-Term table except the Series 2021A Bond, which interest is payable on the first day of each month for the previous month.

All the Bonds in the preceding Long-Term Debt tables are payable from and secured by the third lien on sales and use tax and title ad valorem tax receipts.

Currently 84% of the outstanding Bonds are redeemable at the discretion of MARTA within ten years from their issue date at redemption prices above par.

METROPOLITAN ATLANTA RAPID TRANSIT AUTHORITY
Notes to the Financial Statements
June 30, 2021
(Dollars in Thousands)

7. LONG-TERM DEBT (continued)

Annual debt service analysis of Principal and Interest for the year ended June 30, 2021 were as follows:

<u>Year Ending June 30</u>	<u>Bonds</u>		<u>Bonds from Direct Placements</u>	
	<u>Principal</u>	<u>Interest</u>	<u>Principal</u>	<u>Interest</u>
2022	\$ 50,075	\$ 82,473	\$ 12,140	\$ 1,278
2023	52,550	78,156	12,420	3,855
2024	54,065	76,207	12,705	3,569
2025	56,040	74,003	12,995	3,285
2026	66,450	71,516	—	2,978
2027-2031	375,705	310,124	—	14,900
2032-2036	467,870	220,819	—	14,900
2037-2041	567,250	123,635	—	14,908
2042-2046	324,125	41,487	117,500	9,197
2047-2048	46,410	1,589	—	—
	<u>\$ 2,060,540</u>	<u>\$ 1,080,009</u>	<u>\$ 167,760</u>	<u>\$ 68,870</u>

METROPOLITAN ATLANTA RAPID TRANSIT AUTHORITY
Notes to the Financial Statements
June 30, 2021
(Dollars in Thousands)

7. LONG-TERM DEBT (continued)

Amount due within one year on long-term debt for the year ended June 30, 2021 were as follows:

Series	Principal
2007A	\$ 8,990
2012A	2,085
2014A	7,005
2015B	1,155
2016A*	12,140
2017C	615
2017D	115
2018A	28,760
2020B	1,350
	\$ 62,215

* 2016A is a direct placement

MARTA's Board established a debt limit for the Sales Tax Revenue Bonds. The total annual debt service on such bonds is limited to no more than 45% of projected sales tax receipts for each year.

METROPOLITAN ATLANTA RAPID TRANSIT AUTHORITY
Notes to the Financial Statements
June 30, 2021
(Dollars in Thousands)

7. LONG-TERM DEBT (continued)

MARTA has pledged future sales tax and title ad valorem tax revenues to repay \$2,349,165 in sales tax revenue bonds issued in calendar years 2007, 2012, 2013, 2015, 2016, 2017, 2018, 2019 and 2021 of which \$2,286,950 is considered long-term debt. Proceeds from the bonds were used for the rehabilitation or expansion of MARTA's rail and bus systems. Principal and interest on the bonds are payable through FY2048, from the sales tax and title ad valorem tax revenues. Annual principal and interest on the bonds defease are expected to require no more than 45% of such net revenues. Principal and interest paid for in the year ended June 30, 2021 was \$139,185.

In September 2020, MARTA issued Refunding Bonds Series 2020B to refund portion of Bonds Series 2012A. As a result, a total amount of \$250,765 is considered defeased, and the liability for this bond and the corresponding assets in the trust account have been removed from MARTA's Statement of Net Position. As a result of the Refunding Series 2020B bonds, MARTA recognized an increase in debt service of \$19,380 and an economic gain of \$32,210. There was a variety of operational and financial covenants associated with the bonds. Management has reported compliance with all such covenants.

In June 2021, MARTA issued variable rate Bonds Series 2021A in the amount of \$117,500 to refund Bonds Series 2018B. As a result, a total amount of \$117,500 is considered defeased, the liability for this bond and the corresponding assets in the trust account have been removed from MARTA's Statement of Net Position and replaced with Series 2021A for same amount. There are a variety of operational and financial covenants associated with the Bonds. Management believes that MARTA follows all such covenants.

In prior years, MARTA has defeased various bond issued by creating separate irrevocable trust funds. New debt has been issued and the proceeds have been used to purchase U.S. Government securities that were placed in trust funds. The investments and fixed earnings from the investments are enough to fully service the defeased debt until the debt is called or matures. For financial reporting purposes, the debt has been considered defeased and therefore, removed as a liability from MARTA's financial statements. As of June 30, 2021, the total outstanding escrow funds \$324,245 of these defeasance bonds remain outstanding.

MARTA's outstanding Sales Tax Revenue Bonds (the "Bonds") contain provisions that upon the occurrence of (1) failure to make payment of principal or interest when due, (2) failure to perform any covenant contained in the Bond indenture if such failure continues for 30 days after receipt by MARTA of written notice specifying such default, (3) if MARTA institutes bankruptcy proceedings, (4) any sum payable to MARTA under the terms of its Contract with the taxing jurisdictions is taken in custody under any court process, or (5) any of the taxing jurisdictions shall default in making any payments owed under the Contract or shall materially fail to comply with any provisions of the Contract, then the Trustee may, and upon the written request of the owners of more than 25% in aggregate principal amount of the Bonds shall, declare the principal of all Bonds outstanding and the interest accrued thereon immediately due and payable. All publicly traded and direct placement bonds are subject to the same default provisions under the Bond Indenture. The notice and cure period apply and the private placement bondholders have the same remedies as the other holders.

METROPOLITAN ATLANTA RAPID TRANSIT AUTHORITY
Notes to the Financial Statements
June 30, 2021
(Dollars in Thousands)

7. LONG-TERM DEBT (continued)

Sales and use tax revenues are initially deposited into a Sinking Fund held by the bond trustee as required by the Bond Trust Indentures. At June 30, 2021, amounts held in the Sinking Funds exceeded the amounts required to be held pursuant to the Bond Trust Indentures. All such amounts are classified as restricted cash and investments in the Statement of Net Position.

Following is a summary of activity in the Sinking Funds for the year ended June 30, 2021:

	2021
Balance, Beginning of the year	\$ 98,718
Sales and Use Tax Proceeds	147,570
Investment Income	57
Principal and Interest Payments on Bonds	(139,185)
Debt Refunding	(368,265)
Excess of Sales Tax Withheld	366,329
Trustee Fees	86
Balance, End of the year	\$ 105,310

At June 30, 2021, MARTA reported \$31,995 in deferred outflow of resources related to debt refunding cost for unamortized deferred loss on bonds refunding as follows:

**Deferred Outflows of Resources
Debt Refunding**

	2021
Unamortized Deferred Loss Bond Refunding	\$ 25,827
Current Year Amortization	(2,890)
Addition to Deferred Loss -Debt Refunding	9,058
Total Deferred Outflow of Resources-Debt Refunding	\$ 31,995

METROPOLITAN ATLANTA RAPID TRANSIT AUTHORITY

Notes to the Financial Statements

June 30, 2021

(Dollars in Thousands)

8. DERIVATIVE FINANCIAL INSTRUMENTS

The fair value balances and notional amounts of hedging and investment derivative instruments outstanding and the corresponding changes in fair value of such derivative instruments for the year ended June 30, 2021, were as follows:

		Changes in Fair Value		
Fiscal Year Classification		Change Amount	Year End Amount	Fair Value Notional
Hedging derivatives:				
Natural Gas Commodity Swaps	Deferred Inflow of resources	\$ (89)	\$ 1	\$ 280
Diesel Commodity Swaps	Deferred Inflow of resources	\$ 2,068	\$ 899	\$ 4,032
Investment derivatives:				
Forward delivery arrangements	Gain/Loss on Investment Derivatives	\$ 3	\$ —	\$ —

Hedging derivative instruments must meet annual effectiveness tests. MARTA assessed whether the hedging derivatives were highly effective in offsetting changes in fair value or cash flows of hedged items.

A derivative is effective if changes in a hedgeable item divided by changes in derivative is within a range of 80% to 125% in absolute terms. The test is also met if changes in derivative divided by changes in hedgeable item falls within range of 80% to 125%. The effective portion of changes in the fair value of derivatives that are designated and qualify as cash flow hedges are reported as deferred inflows and outflows in the Statement of Net Position. The gain or loss of the ineffective portion is recognized immediately in the Statement of Revenues, Expenses, and Changes in Net Position.

This risk could require MARTA to make a termination payment. MARTA mitigated the credit risk associated with its swaps by having entered into transactions with highly rated counterparties. MARTA also mitigated its concentration of credit risk by having diversified its swap transactions across two different counterparties.

Commodity Swap Agreements - In order to help plan its diesel and natural gas costs for the fiscal year and to protect itself against price volatility in the market prices of the commodities, MARTA has entered into commodity swap agreements to hedge low sulfur diesel and natural gas costs. This would reduce the value of the contract and MARTA could sell the contract at a loss, or likewise if the index prices are higher, the value of the contracts would increase, and MARTA could sell the contracts at a profit. It is possible that the index prices may be lower than the price at which MARTA committed to in the contracts. If MARTA continues to hold the contract until maturity, MARTA may make or receive termination payments to or from the counterparty to settle the obligation under the contract.

METROPOLITAN ATLANTA RAPID TRANSIT AUTHORITY
Notes to the Financial Statements
June 30, 2021
(Dollars in Thousands)

8. DERIVATIVE FINANCIAL INSTRUMENTS (continued)

MARTA mitigated the credit risk associated with its swaps by having entered into transactions with highly rated counterparties. MARTA also mitigated its concentration of credit risk by having diversified its swap transactions across two different counterparties.

MARTA has assessed whether the hedging derivatives were highly effective in offsetting changes in fair value or cash flows of hedged items. Based on the annual assessment, the commodity swap agreements met the effectiveness conditions of the dollar-offset method.

MARTA is exposed to the failure of the counterparty to fulfill the fuel contracts. The terms of the contracts include provisions for recovering the cost in excess of the guaranteed price from the counterparty should MARTA have to procure low sulfur diesel and natural gas on the open market.

Three contracts were terminated on June 30, 2021. A summary of agreements is as follows:

Execution Dates	Effective Dates	Termination Dates	Fixed Price	Counter Party	Net Settlement in FY 2021
Natural Gas:					
2/14/2020	7/1/2020	6/30/2021	2.329 per MMBtu	Fifth Third	\$ 179
6/28/2021	8/1/2021	6/30/2022	3.487 per MMBtu	Fifth Third	\$ —
Diesel:					
8/6/2019	7/1/2020	6/30/2021	1.7725 per gallon	Fifth Third	\$ (368)
3/10/2020	7/1/2020	6/30/2021	1.3292 per gallon	Cargill, Inc.	\$ 422
4/20/2020	7/1/2021	6/30/2022	1.3450 per gallon	JP Morgan	\$ —

MARTA assesses the effectiveness of the commodity swaps transactions and whether these derivatives were highly effective in offsetting fluctuations in fair value of cash flows of hedged commodities. Based on the annual assessment, the commodity swap agreements met the effectiveness conditions of the dollar-offset method.

METROPOLITAN ATLANTA RAPID TRANSIT AUTHORITY
Notes to the Financial Statements
June 30, 2021
(Dollars in Thousands)

9. CAPITAL LEASE OBLIGATIONS

LILo Capital Lease

MARTA has entered into various LILo arrangements related to the leasing and subleasing of MARTA's rail cars, rail lines, and a rail maintenance facility. These agreements provide for the lease of certain Authority's rail capital assets to a financial party lessee and the sublease of such capital assets back to MARTA for a specified term.

The net present value of the future sublease payments has been recorded as capital lease obligations. The funds invested in U.S. Agency Bonds and Notes and Guaranteed Investment Contracts to fund these future capital lease obligations as they come due have been recorded as Investments Held to Pay Capital Obligations. Unrealized and realized gains and losses on these investments are recorded as non-operating revenues and expenses in the Statement of Revenues, Expenses, and Changes in Net Position.

The following table summarizes MARTA's outstanding capital lease/leaseback transactions as of June 30, 2021:

Lease Date	Property	Fair Value At Closing Date	Prepayment Received on Head Lease from the Equity	Amount Invested to Satisfy Sublease Obligation	Cash Benefit Net of Fees	Repurchase Option Date	Sublease Termination Date
3/22/2001	16 Hitachi CQ 310 Rail Cars	\$ 36,800	\$ 7,595	\$ 5,862	\$ 1,733	1/15/2020	12/15/2020
9/29/2005	30 Breda CQ 312 Rail Cars	93,300	16,274	11,376	3,839	1/2/2034	12/15/2034
9/29/2005	10 Breda CQ 312 Rail Cars	31,500	5,488	3,793	1,333	1/2/2034	12/15/2034
9/29/2003	Marta South Line	782,072	102,230	67,457	27,312	1/2/2032	12/15/2032

The following table shows the net book value of the rail cars and the south line under the lease/leaseback transactions as of June 30, 2021:

Lease Date	Property	Net Book Value
3/22/2001	16 Hitachi CQ 310 Rail Cars	\$ 9,945
9/29/2005	40 Breda CQ 312 Rail Cars	32,453
9/29/2003	MARTA South Line	345,187

The increase in the net book value for the Hitachi CQ Rail cars are due to L-care and new Life Extensions cost in fiscal year 2021. The increase in the MARTA South Line is due to a new Tunnel Ventilation and Escalator/Elevator projects.

American Insurance Group ("AIG") and Ambac were participants in most of these structured lease transactions. The downgrade of AIG and Ambac ratings triggered, at the option of the counterparties, replacement of the Payment Undertaking Agreements and the surety bonds for 18 of the 19 transactions. Of the 18 transactions that fell below the threshold, replacement was requested for 16. None of MARTA's counterparties in these transactions declared a default.

The lease arrangements include various buyout option dates. Beginning in January 2018 and ending in January 2034, MARTA must execute its intent to buy out the head lease to terminate the LILo agreements. Management has created a schedule of the various buyout option dates and has coordination activities in place to monitor the execution of these options.

METROPOLITAN ATLANTA RAPID TRANSIT AUTHORITY
Notes to the Financial Statements
June 30, 2021
(Dollars in Thousands)

9. CAPITAL LEASE OBLIGATIONS (continued)

The following is a schedule by year of the future minimum lease payments under these LILLO arrangements as of June 30, 2021.

<u>Fiscal Years</u>	
2022	\$ 2,116
2023	2,112
2024	2,097
2025	5,149
2026	1,863
2027 - 2031	18,805
2032 - 2036	<u>307,009</u>
Present value of net minimum lease payments	\$ 339,151
Less: current principal maturities	<u>(2,116)</u>
Obligations under capital lease -long term	<u><u>\$ 337,035</u></u>
The liability of these leases changed in 2021 and 2020 as follows:	
Outstanding - June 30, 2020	\$ 357,306
Net change in obligation	<u>(18,155)</u>
Outstanding - June 30, 2021	<u><u>\$ 339,151</u></u>

Deferred Inflow Related to Capital Lease

From the years ended June 30, 2001 to 2007, MARTA entered into several agreements to lease several of its rail cars; the Avondale Rail Maintenance Facility, the East Rail Line (from Five Points station to Indian Creek station), and the South Rail Line (from Five Points station to Airport station). MARTA then leased these same assets back from the third-party investors as a capital sublease. The effect of the transaction was to transfer the tax benefits of ownership to the investors; in exchange, MARTA received cash consideration equal to the difference between the lease and sublease payments. The total consideration net of expenses as of June 30, 2007 was \$105,300. Since that time, a number of these arrangements have been terminated. MARTA is required to maintain the cars and the stations at an operating level over the life of the sublease as specified in the terms of the lease agreements. Because of the ongoing maintenance and renovation expenditures required to meet this operating level, the net proceeds were recorded as unearned and are being amortized over the life of the respective leases (approximately 18.5 years to 32 years) on a straight-line basis

The deferred tax benefit sold amount is recorded as deferred inflow of resources over the life of the leases. The deferred inflow as of June 30, 2021 was \$12,186.

METROPOLITAN ATLANTA RAPID TRANSIT AUTHORITY
Notes to the Financial Statements
June 30, 2021
(Dollars in Thousands)

9. CAPITAL LEASE OBLIGATIONS (continued)

Pinnacle Capital Lease

MARTA entered into a master lease purchase agreement with Pinnacle Public Finance to finance the design construction, implementation, monitoring and maintenance of comprehensive energy savings capital projects. These projects will improve the energy efficiency of certain MARTA facilities and are expected to result in energy cost savings.

The net present value of the future lease payments has been recorded as capital lease obligations.

The following is a schedule by year of the future minimum lease payments under the Pinnacle lease agreement as of June 30, 2021:

2022	\$	1,877
2023		2,006
2024		2,043
2025		1,514
2026		2,052
2027 - 2031		10,589
2031 - 2036		15,153
2037		240
Present value of net minimum lease payments	\$	35,474
Less: current principal maturities		(1,877)
Obligations under capital lease -long term	\$	33,597
The liability of these leases changed in 2021 and 2020 as follows:		
Outstanding - June 30, 2020	\$	37,109
Net change in obligation		(1,635)
Outstanding - June 30, 2021	\$	35,474

As part of this project, MARTA also entered into a performance assurance support services agreement with the contractor, Schneider Electric Buildings Americas, Inc. that provides an energy savings guarantee of \$55,357 over the course of 17 years. No financial savings or transactions have been recognized in relation to the agreement for the year ended June 30, 2021 as construction is not yet completed.

METROPOLITAN ATLANTA RAPID TRANSIT AUTHORITY

Notes to the Financial Statements

June 30, 2021

(Dollars in Thousands)

10. UNEARNED REVENUE

Lindbergh Partnership Parking Agreement

In 2004, MARTA entered into a lease agreement with Carter & Associates, L.L.C. MARTA is the owner of the Leased Property, and the Leased Property is a portion of the project known as the Lindbergh City Center Project. This Lease Agreement reflects a period of ninety-nine (99) Lease years, a long-term utilization of 195 Residential parking Spaces in support of the Project Improvements pursuant to the Parking Agreement. Lessee's cost per parking space equal \$7.50, totaling \$1,463.

As of June 30, 2021, the unamortized portion of unearned revenue from Lindbergh Multi Family Parking Rights was \$1,263.

Capital Event Participation Rent / Uptown Square Apartments

Assignment/transfer of Uptown Square Apartments to AVR Uptown Square L.L.C, an affiliate of Alvero Acquisition Corp. and AVR Realty Company LLC occurred in 2013. This transaction resulted in Capital Event Participation Rent due MARTA in 2013. The original total lease amount of \$4,679 is to be amortized over 98 years.

As of June 30, 2021, the unamortized portion of unearned revenue from Capital Event Participation Rent was \$4,050.

Capital Event Participation Rent / AC Property - Arts Center Rail Station Lease

Assignment of ground lease dated as of July 14, 2006 and further assigned as of October 3, 2016, now this ground lease known as AC property-Arts Center rail station is amended and extended between MARTA and AC Property Owners, L.P. a Delaware limited partnership. The previous expiration date of August 31, 2083 was extended to a new expiration date of August 1, 2117, resulting in additional compensation paid to MARTA in the amount of \$6,500.

As of June 30, 2021, the unamortized portion of unearned revenue from AC Property Lease was \$6,325.

Capital Event Participation Rent / Avondale Station Project

MARTA and Development Authority of the City of Decatur entered into a lease Agreement to develop the lease property as a Transit Oriented development in 2016. It was amended in November 2018, which extended the lease to 99 years from November 2018 and Lessee paid MARTA \$525.

As of June 30, 2021, the unamortized portion of unearned revenue from Avondale Station project Lease was \$511.

METROPOLITAN ATLANTA RAPID TRANSIT AUTHORITY
Notes to the Financial Statements
June 30, 2021
(Dollars in Thousands)

10. UNEARNED REVENUE (continued)

Capital Event Participation Rent / Edgewood-Candler Park Station Project

MARTA (Landlord) acknowledged a sublease agreement amendment made between Edgewood TOD Master, LLC (“Sublessor”) and Moving In the Spirit, Inc. (“Sub lessee”) in September, 2018. Landlord, Sublessor, and Sublessee have now determined that the allocation of value with respect to the Base Premises (Edgewood-Candler Park Station Project), as reflected in the Terms, was an incorrect allocation of the overall appraised value reflected in the 2014 Appraisal. Sublessor and Landlord have made corresponding corrections to the Base Lease. The parties agree Sublessee shall deliver a portion of the Sublease payment equal to \$525 to Landlord (MARTA).

As of June 30, 2021, the unamortized portion of unearned revenue from Edgewood-Candler Park Station project was \$518.

Resurgens Plaza South Inc. Lease

MARTA and Resurgens Plaza South Inc. entered into a Lease Agreement for Johnson Town South Site dated May 29, 1984. It was amended in 2017, which extended the lease to 99 years from July 2017 to 2104. Upon completion of the extension transaction, the Resurgens Plaza South Inc. paid MARTA \$4,250 on July 17, 2017.

As of June 30, 2021, the unamortized portion of unearned revenue from Resurgens Plaza South agreement was \$4,078.

METROPOLITAN ATLANTA RAPID TRANSIT AUTHORITY
Notes to the Financial Statements
June 30, 2021
(Dollars in Thousands)

11. OPERATING LEASES

MARTA leases air rights and ground over and adjacent to its stations to third parties for the construction of mixed-use developments as well as telecom towers.

During the year ended June 30, 2001, MARTA began a Transit Oriented Development Program whereby MARTA ground leases office, retail, and residential space. The AT&T Towers and related parking and retail space were completed at Lindbergh City Center in October 2002. Ground lease agreement for these initial TOD projects provide for various payments to be made to MARTA over several years. In 2013, MARTA began pursuing new opportunities in joint development. MARTA has identified development partners at four rail stations: King Memorial, Edgewood/Candler Park, Avondale, and Chamblee. Development will take place at other stations throughout the system as more development partnerships are formed.

Future lease payments (in millions) are scheduled to be received under non-cancelable operating leases are as follows at June 30, 2021:

Fiscal Years	Amount
2022	\$ 8,086
2023	8,143
2024	8,043
2025	8,085
2026	7,526
2027 – 2031	40,164
2032 – 2036	45,414
2037 – 2041	51,496
2042 – 2046	58,399
2047 – 2051	66,237
	\$ 301,593

METROPOLITAN ATLANTA RAPID TRANSIT AUTHORITY

Notes to the Financial Statements

June 30, 2021

(Dollars in Thousands)

12. PENSION PLANS

Defined Benefits Pension Plan

Plan Description - MARTA maintains two defined benefit pension plans, one Non-Represented Pension Plan (the “Non-Rep Plan”) and one MARTA/ATU Local 732 Employees Retirement Plan, (the “Union Plan”). All plans are single employer plans.

The Non-Rep Plan covers all non-union employees hired before January 1, 2005 and Transit Police employees hired before January 1, 2015 and transfers from the Union Plan prior to January 1, 2018. The Non-Rep Plan has been subsequently closed to all employees and non-union new hires are covered in a defined contribution plan.

The Union Plan provides pension for all members of Division No. 732 of the Amalgamated Transit Union (ATU) and nonmembers who are represented by the Union for bargaining purposes. Union employees are eligible to participate in the Union Plan upon the completion of 60 days of full-time employment.

The funding methods and determination of benefits for the defined benefit plans were established by the MARTA Act creating such plans and, in general, provide that pension funds are to be accumulated from employee contributions, MARTA contributions, and income from the investment of accumulated funds.

The fiduciary net position, as well as additions to and deductions from the fiduciary net position, of the pension plans have been determined on the same basis as they are reported by the plans. The financial statements of the plans were prepared using the accrual basis of accounting. Member and employer contributions are recognized when due, pursuant to formal commitments and statutory requirements. Benefits and refunds of employee contribution are recognized when due and payable in accordance with the statutes governing the plans. Expenses are recognized when the liability is incurred, regardless of when payment is made. Investments are reported at fair value on a trade-date basis. The fiduciary net position of each of the Union and Non-Rep plans are reflected in the measurement of the plans’ net pension liability, net pension assets, deferred outflows and inflows of resources related to pension, and pension expense. Both the Union and the Non-Rep Plans measurement dates and fiscal year ends are December 31, 2020.

Each plan is administered by a pension retirement committee. Each plan issues a publicly available financial report that includes financial information for that plan. The reports may be obtained by writing the plans at the addresses below:

Non-Represented Pension Plan
2424 Piedmont Road NE
Atlanta, GA 30324
(404) 848-4143

MARTA/ATU Local 732
Employees Retirement Plan
Administered by:
Zenith American Solutions
100 Crescent Centre Parkway
Tucker, GA 30084
(678) 221-5012

METROPOLITAN ATLANTA RAPID TRANSIT AUTHORITY

Notes to the Financial Statements

June 30, 2021

(Dollars in Thousands)

12. PENSION PLANS (continued)

Benefits Provided - The MARTA plans provide the retirement, disability, and death/survivor benefits. The retirement benefits are calculated under a step-rate benefit formula based on final average compensation and multiplied by factors related to length of continuous service. All modifications to the pension plans must be supported by actuarial analysis and receive approval from MARTA's Board of Directors and the pension retirement committees.

Normal retirement under the Union Plan occurs when a participant reaches age 65 with ten years of credit service. For the Non-Rep Plan, the participant must complete five years of credited service and attain age 62. Disability retirement benefits are determined in the same manner as retirement benefits. The continuation of retirement benefits to the participant's designated beneficiary is also provided by both plans. An employee who leaves MARTA may withdraw his or her contributions, plus any accumulated interest.

Plan Membership - Below are the total employees and retirees covered under the Union Plan and the Non-Rep Plan for the plan as:

	<u>January 1, 2021</u>		
	<u>Union Plan</u>	<u>Non-Rep Plan</u>	<u>Combined</u>
Inactive plan members or beneficiaries currently receiving benefits	2,293	1,431	3,724
Inactive plan members entitled to but not yet receiving benefits	353	152	505
Active plan members	2,679	356	3,035
Total	<u>5,325</u>	<u>1,939</u>	<u>7,264</u>

Contributions - MARTA is required to contribute an actuarial determined amount annually to the pension plans. The required contributions amount is determined by an actuary using actuarial methods and assumptions approved by the pension/retirement committee and an additional amount to fund the unfunded accrued liability.

For the year ended June 30, 2021, MARTA contributed \$17,967 and plan participants contributed \$1,853 to the Non-Rep Plan. For the year ended June 30, 2021, MARTA contributed \$11,489 and plan participants contributed \$6,077 to the Union Plan.

Net Pension Liability (Asset) - The net pension liability at June 30, 2021 was measured as of December 31, 2020 for both the Union Plan and Non-Rep Plan. The total pension liability used to calculate the net pension liability was determined by an actuarial valuation as of January 1, 2021 for the Non-Rep Plan and as of January 1, 2020, rolled forward to January 1, 2021 for the Union Plan. The reporting date for both plans is June 30, 2021. At June 30, 2021, MARTA reported a net pension liability of \$67,667 for the Non-Rep Plan and net pension asset of \$69,307 for the Union Plan.

METROPOLITAN ATLANTA RAPID TRANSIT AUTHORITY

Notes to the Financial Statements

June 30, 2021

(Dollars in Thousands)

12. PENSION PLANS (continued)

Actuarial Assumptions - Actuarial valuations involve estimates of the value of reported amounts and assumptions about the probability of events far into the future. As results are compared to past expectations and new estimates are made about the future, actuarial determinations better reflect current and future conditions. Actuarial calculations consider a long-term perspective. Calculations for June 30, 2021 reflect the substantive plan in effect as of as of year ended December 31, 2020 and the current sharing pattern of costs between employer and employee.

	<u>Union</u>	<u>Non-Rep</u>
Pension Expense	\$(8,295)	\$27,935
Actuarial Valuation Date	1/1/20, rolled forward to 1/1/21	1/1/21
Actuarial Cost Method	Entry Age Normal Cost Method	Individual Entry age
Amortization Method	Level Percentage of Pay, Closed	Fixed Dollar, Closed
Remaining Amortization Period	16 Years, Closed	11 years, Closed
Asset Valuation Method	Market Value	Market Value
Actuarial Assumptions:		
Investment Rate of Return	7.25%	5.50%
Inflation	2.50%	2.00%
Projected Salary Increases:		
Plan Members	4.50%	4.50%
Transit Police	4.50%	4.50%
Cost of Living	None	None
Merit or Seniority	1.00% per year	1.00% per year
Postretirement Benefit Increases	None	None
Mortality Assumption:		
Healthy	RP-2014 Blue Collar Mortality for Healthy Lives with fully generational using 1/2 of Scale MP-2016 set forward by 1 year	RP-2014 Healthy Annuitant Mortality Tables separated by sex, Projection Scale MP-2019, fully generational.
Disabled	RP-2014 Mortality Table for Disabled Lives with fully generational using 1/2 of Scale MP-2016	None. No future mortality improvement was projected.

The assumptions listed above were based on the results of an actuarial experience study for the five years ending January 1, 2018. Assumptions were updated January 1, 2021.

METROPOLITAN ATLANTA RAPID TRANSIT AUTHORITY
Notes to the Financial Statements
June 30, 2021
(Dollars in Thousands)

12. PENSION PLANS (continued)

Changes in Assumptions and Benefit Terms Since the Prior Measurement Date – In the Non-Rep Plan, the inflation rate decreased from 2.25% to 2.00%.

Changes in Assumptions and Benefit Terms Since the Measurement Date – There were no changes in assumptions or benefit terms between the measurement date and June 30, 2021.

Discount Rate - The discount rate used to measure the total pension liability at June 30, 2021 was 7.25% for the Union Plan and 5.50% for the Non-Rep Plan. This is the long-term expected return on pension plan investments. The projection of cash flows assumes employer and plan member contributions will continue at the current rates. The fiduciary net position projects to cover all future benefit payments of current plan members based upon complete closed group cash flow analysis.

Sensitivity of Net Pension Liability to Changes in the Discount Rate - The following presents the net pension liability of the plans at June 30, 2021, calculated using the discount rate of 7.25% for the Union Plan and 5.50% for the Non-Rep Plan, as well as what the individual plans' net pension (asset)/liability would be if it were calculated using a discount rate that is one percentage point lower or one percentage point higher than the current rate:

	1% Decrease Discount Rate	Current Discount Rate	1% Increase Discount Rate
Union Plan Discount Rate	6.25%	7.25%	8.25%
Plan Net Pension Liability/(Asset)	\$56,054	\$(69,307)	\$(160,573)
Non-Rep Plan Discount Rate	4.50%	5.50%	6.50%
Plan Net Pension Liability	\$128,000	\$67,667	\$18,000

METROPOLITAN ATLANTA RAPID TRANSIT AUTHORITY

Notes to the Financial Statements

June 30, 2021

(Dollars in Thousands)

12. PENSION PLANS (continued)

Long-Term Expected Rate of Return - The long-term expected rate of returns on the Union and Non-Rep Plan investments were determined using a building-block method in which best estimate ranges of expected future real rates of return are developed for each major asset class. These ranges were combined to produce the long-term expected rate of return by weighting the expected future real rates of return by the target asset allocation percentage and by adding expected inflation. Best estimates of arithmetic real rates of return for each major asset class included in the plans' target asset allocation as of June 30, 2021 are:

Asset Class	Union		Non-Rep	
	Target Allocation	Expected Rate of Return	Target Allocation	Expected Rate of Return
Domestic Large Cap Equity	20.0%	5.40%	24.00%	4.50%
Domestic Mid Cap Equity	10.0%	5.70%	n/a	n/a
Domestic Small Cap Equity	10.0%	6.20%	9.00%	4.70%
International Equity	25.0%	6.00%	24.00%	4.80%
Opportunistic Equity	n/a	n/a	n/a	n/a
Domestic Fixed income	30.0%	0.00%	25.50%	-0.25%
US Broad Equity	n/a	n/a	n/a	n/a
Non US Fixed	n/a	n/a	n/a	n/a
Global Fixed Income	n/a	n/a	7.50%	-1.25%
Global Ex-US Equity	n/a	n/a	n/a	n/a
Real Estate	n/a	n/a	5.00%	3.75%
Alternatives/Convertibles	5.0%	9.40%	5.00%	3.60%

METROPOLITAN ATLANTA RAPID TRANSIT AUTHORITY

Notes to the Financial Statements

June 30, 2021

(Dollars in Thousands)

12. PENSION PLANS (continued)

Changes in Net Pension Liability

	Increase (Decrease)		
	Total Pension Liability	Plan Fiduciary Net Position	Net Pension Liability/ (Asset)
	(a)	(b)	(a) - (b)
UNION PLAN			
Balance at 12/31/2019	\$ 557,669	\$ 590,855	\$ (33,186)
Changes for the year:			
Service Cost	14,793	—	14,793
Interest	40,154	—	40,154
Difference Between Expected & Actual Experience	1,657	—	1,657
Contributions - Employer	—	10,674	(10,674)
Contributions - Employee	—	5,837	(5,837)
Net Investment Income	—	76,214	(76,214)
Benefit Payments	(37,334)	(37,334)	—
Administrative Expenses	(566)	(566)	—
Changes in Assumptions	—	—	—
Changes in Benefit Terms	—	—	—
Other	—	—	—
Member Buybacks	—	—	—
Net Changes	18,704	54,825	(36,121)
Balance 12/31/2020	<u>\$ 576,373</u>	<u>\$ 645,680</u>	<u>\$ (69,307)</u>
NON-REP PLAN			
Balance at 12/31/2019	\$ 529,329	\$ 431,960	\$ 97,369
Service Cost	4,240	—	4,240
Interest	28,372	—	28,372
Difference Between Expected & Actual Experience	(2,105)	—	(2,105)
Contributions - Employer	—	15,146	(15,146)
Contributions - Employee	—	1,990	(1,990)
Net Investment Income	—	55,668	(55,668)
Benefit Payments	(35,903)	(35,903)	—
Administrative Expenses	—	(378)	378
Changes in Assumptions	12,234	—	12,234
Changes in Benefit Terms	—	—	—
Other	—	—	—
Member Buybacks	—	17	(17)
Net Changes	6,838	36,540	(29,702)
Balance 12/31/2020	<u>\$ 536,167</u>	<u>\$ 468,500</u>	<u>\$ 67,667</u>

METROPOLITAN ATLANTA RAPID TRANSIT AUTHORITY
Notes to the Financial Statements
June 30, 2021
(Dollars in Thousands)

12. PENSION PLANS (continued)

Pension Expense, Deferred Outflows of Resources and Deferred Inflows of Resources Related to Pension -

For the year ended June 30, 2021, MARTA recognized pension expense of \$19,640.

At June 30, 2021, MARTA reported deferred outflows of resources and deferred inflows of resources related to pension from the following sources:

	Deferred Outflows of Resources		
	Union Plan	Non-Rep Plan	Combined
Net difference between projected and actual earnings on investments	\$ —	\$ —	\$ —
Changes in benefits terms	—	—	—
Difference between expected and actual experience	1,248	519	1,767
Changes of assumptions	1,298	1,989	3,287
Contribution made subsequent to the measurement date	7,596	10,089	17,685
Total	\$ 10,142	\$ 12,597	\$ 22,739

	Deferred Inflows of Resources		
	Union Plan	Non-Rep Plan	Combined
Net difference between projected and actual earnings on investments	\$ (46,597)	\$ (43,013)	\$ (89,610)
Changes in benefits terms	—	—	—
Difference between expected and actual experience	(4,550)	—	(4,550)
Changes of assumptions	—	—	—
Total	\$ (51,147)	\$ (43,013)	\$ (94,160)

METROPOLITAN ATLANTA RAPID TRANSIT AUTHORITY

Notes to the Financial Statements

June 30, 2021

(Dollars in Thousands)

12. PENSION PLANS (continued)

Deferred outflows of resources of \$17,685 related to pensions resulting from contributions made subsequent to the December 31, 2020 measurement date will be recognized as a reduction of the net pension liability in the subsequent future reporting period. Other amounts reported as collective deferred outflows and deferred inflows of resources to be recognized in pension expense as follows:

<u>Year Ending June 30</u>	<u>Deferred Outflows (Inflows) of Resources</u>		
	<u>Union Plan</u>	<u>Non-Rep Plan</u>	<u>Combined</u>
2022	\$ (14,893)	\$ (11,659)	\$ (26,552)
2023	(7,347)	(6,415)	(13,762)
2024	(19,554)	(15,864)	(35,418)
2025	(6,807)	(6,567)	(13,374)
Total	<u>\$ (48,601)</u>	<u>\$ (40,505)</u>	<u>\$ (89,106)</u>

DEFINED CONTRIBUTION PENSION PLAN

Plan Description - MARTA maintains one defined contribution pension plan, the MARTA Non-Represented Defined Contribution Plan and Trust (the “DC Plan”). The DC Plan provides pension for all full-time non-represented employees of MARTA who were hired on or after January 1, 2005, Transit Police hired on or after January 1, 2015, and to those members of the Non-Rep Plan who elected to transfer to this plan. Covered employees were eligible to participate on the first date of employment. The plan provisions and contributions requirements are established and may be amended by the pension retirement committee after approval by resolution of the MARTA Board of Directors. The plan is administered by a pension retirement committee and Nationwide is the trustee. The DC Plan does not issue stand-alone financial statements.

Benefits Provided - The MARTA DC Plan was established to provide retirement, disability, and death/survivor benefits. Normal retirement under the DC Plan occurs when a participant reaches the age of 65. If the participant terminated on or after his normal retirement date, he will receive 100% of the account. If the participant terminated before his normal retirement date, he shall be entitled to receive the vested percentage of the account based on years of service. Notwithstanding the retirement rules above, the participant’s employer contribution account shall become 100% vested and not subject to forfeiture upon the occurrence of any of the following events: when an employee reaches normal retirement age, death, or becomes disabled.

Contributions - For the year ending June 30, 2021, MARTA contributed \$4,460 and plan participants contributed \$4,442 to the DC Plan.

METROPOLITAN ATLANTA RAPID TRANSIT AUTHORITY

Notes to the Financial Statements

June 30, 2021

(Dollars in Thousands)

13. EMPLOYEE BENEFITS

DEFERRED COMPENSATION PLAN

MARTA has adopted a deferred compensation plan in accordance with Section 457 of the Internal Revenue Code (the "457 Plan").

The 457 Plan allows any employee to voluntarily defer receipt of up to 25% of gross compensation, not to exceed \$19.5 per year or if age 50 and over, not to exceed \$26 per year. All administration costs of the 457 Plan are deducted from the participant's account. The deferred amounts may be distributed to the employee upon retirement or other termination of employment, disability, death, or financial hardship (as defined). The 457 Plan's assets are held and administered by insurance providers. MARTA has no fiduciary relationship with the trust. Accordingly, the 457 Plan assets are not included in MARTA's Statement of Net Position.

OTHER POST EMPLOYMENT BENEFITS (OPEB)

Plan Description - In addition to providing pension benefits, MARTA provides certain health care benefits for retirees who meet retirement requirements, provide an employee share of premiums for health coverage and retired under one of the defined benefits pension plans. The union retiree benefits are collectively bargained. The Non-Represented retiree benefits are not contractually guaranteed. The MARTA OPEB Trust Plan (OPEB Trust or OPEB Plan) is a single-employer plan. The plan is administered by the OPEB Committee. The four MARTA positions that are members of the OPEB Committee are: Chief Financial Officer, Assistant General Manager of Human Resources, Chief Counsel and Controller. There is not a separate GAAP-based audited set of financial statements for the OPEB Plan.

Healthcare benefits are available to normal, early or disability retirees from retirement up to age 65. Spouses are eligible for coverage only while the participant is covered. Eligibility requirements for healthcare coverage for Union participants retiring with a reduced pension is 75 points. Healthcare coverage for Non-Represented participants, including Police Officers, is only available for those hired prior to July 1, 2004, and they must have a least 10 years of service upon retirement.

The fiduciary net position of the OPEB plan is reflected in the measurement of the plan's net OPEB liability, deferred outflows, deferred inflows and OPEB expense. The OPEB Plan actuarial valuation date is June 30, 2020 and the measurement date is June 30, 2020.

Benefits Provided – OPEB benefits include medical, vision, dental and pharmaceutical coverage along with basic life and critical illness insurances, retiree transit pass and long-term disability benefits for Non-Represented retiree.

Life insurance and retiree transit pass benefits continue for life. Retirees may select from several health plans and pay a portion of the cost of benefits. Critical Illness benefits are provided based on type of health plan.

METROPOLITAN ATLANTA RAPID TRANSIT AUTHORITY

Notes to the Financial Statements

June 30, 2021

(Dollars in Thousands)

13. EMPLOYEE BENEFITS (continued)

Plan Membership - Below are the total employees and retirees covered under the OPEB Plan for the actuarial plan year ended June 30, 2019:

	<u>Union</u>		<u>Non-Rep</u>		<u>Combined</u>	
	<u>Healthcare</u>	<u>Life Insurance</u>	<u>Healthcare</u>	<u>Life Insurance</u>	<u>Healthcare</u>	<u>Life Insurance</u>
Inactive Plan Members or Beneficiaries	319	1,982	220	1,232	539	3,214
Active Plan Members	2,298	2,386	382	541	2,680	2,927
	<u>2,617</u>	<u>4,368</u>	<u>602</u>	<u>1,773</u>	<u>3,219</u>	<u>6,141</u>

Contributions – The normal annual costs of the plan are funded by employer and retiree contributions that are pay as you go. MARTA maintains a trust for future OPEB funding above the pay as you go. However, no benefits have been paid from the OPEB Trust. MARTA contributed \$15.0 million to the OPEB Trust for the fiscal year ending June 30, 2021.

Net OPEB Liability - The net OPEB liability was measured as of June 30, 2020, for the OPEB Plan. The total OPEB liability used to calculate the net OPEB liability was determined by an actuarial valuation as of June 30, 2019, rolled forward to June 30, 2020. At June 30, 2020, MARTA reported a net OPEB liability of \$111,901.

Discount Rate - The discount rate used to measure the Total OPEB Liability for the Plan Year ending June 30, 2020, is 7.0%. This rate is based on the long-term expected yield rate on current and expected future assets. A separate cash flow projection, if employer contributions will continue at the current rates, shows the OPEB Plan's projected Fiduciary Net Position being greater than the benefit payments projected for each future period assuming this pattern continues. Therefore, the long-term expected rate of return on Plan Investments was applied to all periods of projected benefit payments to determine the Total OPEB Liability.

Actuarial Assumptions - Actuarial valuations involve estimates of the value of reported amounts and assumptions about the probability of events far into the future. Actuarial calculations consider a long-term perspective. Calculations reflect the substantive plan in effect as of year ending June 30, 2020, and the current sharing pattern of costs between employer and employee. As results are compared to past expectations and new estimates are made about the future, actuarial determinations better reflect current and future conditions.

METROPOLITAN ATLANTA RAPID TRANSIT AUTHORITY

Notes to the Financial Statements

June 30, 2021

(Dollars in Thousands)

13. EMPLOYEE BENEFITS (continued)

Changes in Assumptions and Benefit Terms Since the Prior Measurement Date - There were no changes in assumptions or benefit terms.

The following assumptions are for the OPEB plan and were based on the results of an actuarial experience study for the period ending June 30, 2019.

Discount Rate:	7.0%			
Investment Rate of Return:	7.0%			
Inflation Rate:	2.50%			
Healthcare Cost Trend:	7.50% for 2019-20 PY, increases to 8.50% for PY 2021-22 and eventually decreases to an ultimate rate of 5.0% by PY 2031-32			
Election on Health Care Coverage	100% of eligible active employees will elect coverage and 10% of eligible retirees who previously opted out will elect coverage			
Dependents Coverage	Non-spouse dependent coverage was not assumed			
New Entrant Assumption	An open group projection has been employed for developing expected liabilities and benefit payouts			
Age of Participants with Unrecorded Dates of Birth	Average age of Participants with recorded dates of birth and the same vested status			
Healthcare Trend Rates	<u>Year</u>	<u>Trend</u>	<u>Year</u>	<u>Trend</u>
	2019-20	7.50%	2026-27	6.25%
	2020-21	7.25%	2027-28	6.00%
	2021-22	8.50%	2028-29	5.75%
	2022-23	7.25%	2029-30	5.50%
	2023-24	7.00%	2030-31	5.25%
	2024-25	6.75%	2031 and after	5.00%
	2025-26	6.50%		
Health Care Age Based Cost Adjustment	<u>Age</u>		<u>Claims Graduation</u>	
	Less than 55		3.3%	
	55 - 59		3.6%	
	60 - 64		4.2%	
Long Term Disability	75% of qualifying participants will be permanently disable and 25% will experience 4 years of disability.			
Retiree Transit Pass Election Rate	40% of retirees will apply for the Retiree Pass			
Retiree Transit Pass Usage	3 rides per month with 80% usage			

METROPOLITAN ATLANTA RAPID TRANSIT AUTHORITY
Notes to the Financial Statements
June 30, 2021
(Dollars in Thousands)

13. EMPLOYEE BENEFITS (continued)

UNION PLAN

Mortality Rates

Pre- and Post-Retirement: RP-2014 Blue Collar Mortality Table with fully generational projection using 1/2 of Scale MP-2016 set forward by 1 year

Post-Disablement: RP-2014 Disabled Mortality Table with fully generational projection using 1/2 of Scale MP-2016

Salary Scale: 4.5% compounded annually

Withdrawal Rates - Sample Rates as Shown

<u>Age</u>	<u>Service</u>		
	<u>< 2 Years</u>	<u>2 - 4 Years</u>	<u>4 + Years</u>
20	16.19%	10.86%	0.00%
30	16.75%	10.39%	6.42%
40	14.32%	7.92%	4.60%
50	14.04%	6.81%	4.07%
60	12.27%	6.00%	1.62%

Retirement Ages - Rates as shown

<u>Age</u>	<u>Rate</u>
52-54	4%
55-59	6%
60	10%
61-64	20%
65	100%

Healthcare Claims Cost

<u>Age</u>	<u>Cost</u>
50	\$958
55	\$1,127
60	\$1,353
64	\$1,595

METROPOLITAN ATLANTA RAPID TRANSIT AUTHORITY

Notes to the Financial Statements

June 30, 2021

(Dollars in Thousands)

13. EMPLOYEE BENEFITS (continued)

NON-REPRESENTED PLAN

Mortality Rates

Pre- and Post-Retirement: RP-2014 Employee and Healthy Annuitant Mortality Tables, separate by sex, Projection Scale MP-2016 from 2007, Fully Generational

Post-Disablement: RP-2014 Disabled Annuitant Mortality Tables, separate by sex, Projection Scale MP-2016 from 2007, Fully Generational

Salary Scale: 3.5% compounded annually for Police, 3.0% for all others

Withdrawal Ages - Sample Rates as Shown

<u>Age</u>	<u>Non-Police</u>	<u>Transit Police</u>	
		<u>Under 5 YOS</u>	<u>5 YOS or more</u>
30	9.26%	16.7%	7.4%
35	6.14%	11.1%	4.9%
40	3.38%	7.9%	2.7%
45	2.63%	6.1%	2.1%

<u>Age</u>	<u>Rate</u>	
	<u>Non-Police</u>	<u>Police</u>
40-49	5%	
50	10%	30%
51-54	10%	20%
55	12%	50%
56-61	20%	20%
62	60%	100%
63-64	30%	
65	40%	
66	100%	

<u>Age</u>	<u>Cost</u>
50	\$948
55	\$1,115
60	\$1,338
64	\$1,577

METROPOLITAN ATLANTA RAPID TRANSIT AUTHORITY

Notes to the Financial Statements

June 30, 2021

(Dollars in Thousands)

13. EMPLOYEE BENEFITS (continued)

Sensitivity of Net OPEB Liability to Changes in the Discount Rate - The following presents the net OPEB liability of the plan, calculated using the discount rate of 7.0%, as well as what the individual plans' net OPEB liability would be if it were calculated using a discount rate that is one percentage point lower or one percentage point higher than the current rate:

	1% Decrease	Current Discount Rate	1% Increase
	6.0%	7.0%	8.0%
Total OPEB Liability (TOL)	\$ 214,476	\$ 200,589	\$ 188,006
Plan Fiduciary Net Position	88,688	88,688	88,688
Plan Net OPEB Liability	<u>\$ 125,788</u>	<u>\$ 111,901</u>	<u>\$ 99,318</u>
Plan Fiduciary Net Position as a Percentage of the TOL	41.4%	44.2%	47.2%

Sensitivity of Net OPEB Liability to Changes in the Health Cost Trend Rates - The following presents the net OPEB liability of the plan, calculated using the healthcare cost trend is one percentage point lower or one percentage point higher than the current rate:

	1% Decrease	Current Healthcare Cost Trend Rates	1% Increase
	6.5% decreasing to 4.0%	7.5% decreasing to 5.0%	8.5% decreasing to 6.0%
Total OPEB Liability (TOL)	\$ 186,947	\$ 200,589	\$ 215,923
Plan Fiduciary Net Position	88,688	88,688	88,688
Plan Net OPEB Liability	<u>\$ 98,259</u>	<u>\$ 111,901</u>	<u>\$ 127,235</u>
Plan Fiduciary Net Position as a Percentage of the TOL	47.4%	44.2%	41.1%

METROPOLITAN ATLANTA RAPID TRANSIT AUTHORITY
Notes to the Financial Statements
June 30, 2021
(Dollars in Thousands)

13. EMPLOYEE BENEFITS (continued)

Long-Term Expected Rate of Return – The building-block method determines the long-term expected rate of return on OPEB plan investments. The method weights best estimate of expected future real rates of return for each major asset class. Multiplying the weights by the target asset allocation percentage and adding expected inflation produces the long-term expected rate of return. The discount rate used to measure the total OPEB liability was 7.0%. Best estimates of arithmetic real rates of return for each major asset class included in the plans' target asset allocation as of June 30, 2020, are:

<u>Asset Class</u>	<u>Target Allocation Percentage</u>	<u>Long-term Expected Real Rate of Return</u>
Domestic Equity - Large Cap	30%	5.40%
Domestic Equity - Small/Mid Cap	10%	5.60%
International Equity	30%	5.10%
Domestic Fixed income	30%	1.00%
	<u>100%</u>	

METROPOLITAN ATLANTA RAPID TRANSIT AUTHORITY
Notes to the Financial Statements
June 30, 2021
(Dollars in Thousands)

13. EMPLOYEE BENEFITS (continued)

Changes in Net OPEB Liability

	Total OPEB Liability	Plan Fiduciary Net Position	Net OPEB Liability
	(a)	(b)	(a) - (b)
Balances at June 30, 2019	\$ 194,803	\$ 83,056	\$ 111,747
Changes for the year:			
Service Cost	7,150	—	7,150
Interest on TOL, Service Cost and Benefit Payments	14,137	—	14,137
Difference between Expected and Actual Experience	(3,975)	—	(3,975)
Employer Contributions	—	14,526	(14,526)
Active Employee Contributions *	—	—	—
Net Investment Income	—	2,632	(2,632)
Benefit Payments	(11,526)	(11,526)	—
Administrative Expenses	—	—	—
Changes in Actuarial Assumptions	—	—	—
Changes in Plan Benefits	—	—	—
Change in Plan Assumption	—	—	—
Other Changes	—	—	—
Net Changes	5,786	5,632	154
Balances at June 30, 2020	\$ 200,589	\$ 88,688	\$ 111,901

*Active employees do not contribute to the OPEB plan.

METROPOLITAN ATLANTA RAPID TRANSIT AUTHORITY
Notes to the Financial Statements
June 30, 2021
(Dollars in Thousands)

13. EMPLOYEE BENEFITS (continued)

OPEB Expense, Deferred Outflows of Resources and Deferred Inflows of Resources Related to OPEB –

For the year ended June 30, 2020, MARTA recognized OPEB expense of \$5,588.

At June 30, 2021, MARTA reported deferred outflows of resources and deferred inflows of resources related to OPEB from the following sources:

	<u>Deferred Outflows of Resources</u>	<u>Deferred Inflows of Resources</u>
Balance of Deferred Outflows and Inflows Due to:		
Difference between expected and actual experience	\$ —	\$ (13,555)
Net difference between projected and actual earnings on investments	3,274	(809)
Changes of assumptions	2,055	(842)
Employer contribution subsequent to the measure date	15,002	—
Total	\$ 20,331	\$ (15,206)

Deferred outflows of resources of \$15,002 related to OPEB resulting from contributions made subsequent to the measurement date will be recognized as a reduction of the net OPEB liability in the subsequent future reporting period. Other amounts reported as collective deferred outflows and deferred inflows of resources to be recognized in OPEB expense as follows:

<u>Year Ending June 30:</u>	<u>Deferred Outflows (Inflows) of Resources</u>
2021	\$ (5,749)
2022	(3,858)
2023	(641)
2024	371
Total	\$ (9,877)

Changes in Assumptions and Benefit Terms Since the Measurement Date – There were no changes in assumptions or benefit terms between the measurement date and June 30, 2021.

METROPOLITAN ATLANTA RAPID TRANSIT AUTHORITY

Notes to the Financial Statements

June 30, 2021

(Dollars in Thousands)

13. EMPLOYEE BENEFITS (continued)

Detailed information about the OPEB Plan fiduciary net position is listed below:

Investments	Valuation Measurement Method	2020
US Equities	Fair Value - Level 1	\$ 35,450
International Equities	Fair Value - Level 1	21,259
Domestic Bonds	Fair Value - Level 2	29,012
Short-Term Investments	Fair Value - Level 1	3,000
Total Assets		88,721
Liabilities		(33)
Net Asset Available for Benefits		\$ 88,688

Annual Money-Weighted Rate of Return

3.21%

Concentration of Credit Risk - The risk of loss that may be attributed to the magnitude of a government's investment in a single issuer. The OPEB Plan Investment Policy establishes a long-term strategic asset allocation that mitigates overall expected portfolio risk (volatility) and maximizes expected return. The plan does not limit the percentage of involvement in any single issuer.

Custodial Credit Risk - For an investment, custodial credit risk is the risk that, in the event of the failure of the counterparty, the OPEB Plan will not be able to recover deposits or will not be able to recover collateral securities that are in the possession of an outside party. Of the OPEB Plan's investments at June 30, 2020, all the securities are held by a trustee and are in the name of the OPEB Plan.

Foreign Currency Risk - The risk that changes in exchange rates will adversely impact the fair value of an investment. The OPEB Plan holds \$21,259 of investments that are exposed to this risk.

Interest Rate Risk - Is the risk that changes in interest rates will adversely affect the fair value of an investment. OPEB Trust adopted a long-term investment horizon such that the chances and duration of investment losses are carefully weighed against the long-term potential for appreciation of assets. The plan currently maintains the interest rate risk and consistent with its long-term investment horizon.

Credit Risk - Investments are subject to credit risk, which is the chance that an issuer will fail to pay principal or interest in a timely manner, or that negative perceptions of the issuer's ability to make these payments will cause price to decline. The tables above summarize the fair value of investments that are included in the restricted and unrestricted cash and investments and the related credit ratings. OPEB Plan maintains policies to manage credit risks, which include requiring minimum credit ratings issued by nationally recognized statistical rating organizations and maintaining diversified investments using target asset allocation ranges encompassing a long-term perspective.

METROPOLITAN ATLANTA RAPID TRANSIT AUTHORITY

Notes to the Financial Statements

June 30, 2021

(Dollars in Thousands)

14. RISK MANAGEMENT

MARTA is exposed to various risks of loss related to torts, theft of, damage to, or destruction of assets; errors or omissions; injuries to employees; or acts of God. MARTA is self-insured for workers' compensation claims up to \$2,500 per occurrence, automobile liability claims up to \$10,000 per occurrence and public liability and property damage claims up to \$5,000 per occurrence. MARTA carries excess insurance coverage for amounts exceeding the self-insured retentions. For property insurance the limits over the self-insured retention are \$ 250,000 and for casualty insurance, the limits over the self-insured retention are \$150,000.

There have been no significant reductions in insurance coverage during the year ended June 30, 2021 and the amount of claims settlements did not exceed insurance coverage in any of the past three years.

The changes in the liabilities for self-insurance for the year ended June 30, 2021 were as follows:

	Workers' Compensation	Public Liability and Property	Total
Balance, June 30, 2019	\$ 30,647	\$ 30,976	\$ 61,623
Incurred claims, net of any changes in estimates	6,204	10,034	16,238
Payments	<u>(8,382)</u>	<u>(10,243)</u>	<u>(18,625)</u>
Balance, June 30, 2020	28,469	30,767	59,236
Incurred claims, net of any changes in estimates	8,746	17,444	26,190
Payments	<u>(9,718)</u>	<u>(10,799)</u>	<u>(20,517)</u>
Balance, June 30, 2021	<u>\$ 27,497</u>	<u>\$ 37,412</u>	<u>\$ 64,909</u>
Due within one year	<u>\$ 9,164</u>	<u>\$ 7,322</u>	<u>\$ 16,486</u>

Liabilities are reported when it is probable that a loss has occurred, and the amount of the loss can be reasonably estimated. Liabilities include an amount for claims that have been incurred but not reported and incremental claims adjustment expenses.

Claim liabilities are calculated considering the effects of inflation, recent claim settlement trends including frequency and amount of payouts, and other economic and social factors.

MARTA also provides employee health insurance which includes medical, vision, pharmacy drugs, dental, critical illness, and life insurance. All the medical plans have both specific and aggregate stop loss insurance coverage.

METROPOLITAN ATLANTA RAPID TRANSIT AUTHORITY

Notes to the Financial Statements

June 30, 2021

(Dollars in Thousands)

15. COMMITMENTS AND CONTINGENCIES

Commitments - MARTA's long-range plan provides for the planning, construction, financing, and operation of a rapid transit system in multiple phases, consisting of approximately 60 miles of double track and 45 stations, of which 47.6 miles and 38 stations were in service June 30, 2021. At June 30, 2021, MARTA was committed to future capital expenditures for various other projects.

The FTA has provided most of the funds required to construct Phase A (13.7 miles) and Phase B (9.7 miles) of the system with four grants totaling approximately \$1,232,400 in federal funds. Additionally, FTA has provided \$290,318 in federal funds for Phase C (10.6 miles), \$133,400 for Phase D (10.3 miles), and \$370,189 for Phase E (3.0 miles). The remaining costs of the system has been financed through sales and use tax revenues, Sales Tax Revenue Bonds, and investment income.

FTA has also authorized other grant funds for the construction of a bus rapid transit (BRT) system, bus transit facilities, buses, replacement and rehabilitation of transit operating equipment, development work for construction support techniques, upgrading the fire protection system, renovation of the track system, and other purposes not directly related to the rail construction program.

MARTA plans to fund its committed projects through the unencumbered capital portion of its sales tax, future new bond proceeds, issuance of short-term variable rate debt, and federal and state capital grants.

Federal funding may vary per awarding agency and award type. However, most current grant awards are shared with 80% federal funding and a 20% local match.

MARTA also has lease and interest revenue and capital reserves available to supplement its needs.

Contingencies - MARTA is a defendant in several lawsuits relating to alleged personal injuries and alleged damages to property and business as a result of its operations. Claims have also been filed with MARTA that relate to disputes between MARTA and various contractors under contracts that MARTA had entered prior to FY2021. Claims that are measurable and probable have been reflected in the financial statements.

In addition, FTA periodically audits costs relating to the federal grants. Any costs that are ultimately determined to be non-allowable under the provisions of a federal capital grant will require funding from local funds. The outcome of the above matters is not presently determinable; however, management believes the ultimate resolution of these matters will not materially affect the financial statements of MARTA.

On October 14, 2021, the MARTA Board of Directors approved the issuance, sale, execution, delivery, and payment for MARTA's Commercial Paper Notes, Series 2021B and MARTA's Variable Rate Notes, Series 2021C in an aggregate principal amount not to exceed \$300 million. This program is for a four-year term and is inclusive of two agreements, 1) a Revolving Credit Agreement – to support Commercial Paper Notes, Series 2021B sold to the public by a dealer, and 2) a Note Purchase Agreement – that provides an option to sell Variable Rate Notes, Series 2021C directly to JPMorgan Chase Bank. These notes will be on a subordinate lien basis relative to MARTA's existing sales tax revenue bonds. This transaction is expected to close on November 18, 2021.

METROPOLITAN ATLANTA RAPID TRANSIT AUTHORITY
Notes to the Financial Statements
June 30, 2021
(Dollars in Thousands)

15. COMMITMENTS AND CONTINGENCIES (continued)

Business Disruption - In March 2020, the World Health Organization declared the coronavirus (COVID-19) outbreak to be a global pandemic. COVID-19 has impacted economic activity, financial markets, and mobility globally and locally. With social distancing and people working from home, travel has decreased significantly. However, with the availability of the vaccine, the economy has started to reopen, restrictions were relaxed, and people began local travel again. Single-occupant car travel and bicycling have increased, but the recovery of transit is lagging as vehicle traffic is returning to pre-pandemic levels. As such, use of public transit remains low resulting in another significant decrease in passenger fare revenue for the Authority for fiscal year 2021.

Contrarily, Sales Tax revenue has remained constant, and expenses are in line with normal year-over-year growth. Although the State of Georgia and the metropolitan area remain open for business, there is the threat that the spread and mutation of the virus will continue to represent a significant risk that operations could be disrupted in the near future.

To help mitigate the impact of the disruption in operations, MARTA is carefully managing the Federal stimulus funding received and has created comprehensive health and safety guidelines. In fiscal year 2021, MARTA recognized \$196,358 in Federal CARES Act revenue. In addition, MARTA anticipates receiving Federal CRRSAA and ARP grants in fiscal year 2022.

The extent to which COVID-19 impacts MARTA will depend on future developments, which are still highly uncertain and cannot be predicted. As a result, MARTA has not yet determined the impact this disruption may have on its financial statements for the year ending June 30, 2022.

16. POLLUTION REMEDIATION OBLIGATION

GASB Statement No.49, Accounting and Financial Reporting for Pollution Remediation Obligations, details the circumstances under which the estimated liability for remediation of the detrimental effects of existing pollution should be recorded in the financial statements.

MARTA has three active bus facilities and a closed maintenance facility at which underground fuel storage tanks have released fuel at various times in prior years. MARTA has for a number of years, and continues to use various methods to remediate the effects of these releases.

MARTA estimates that \$2,160 is its obligation to remediate the sites at the bus and maintenance facilities at June 30, 2021 which is included in current liabilities on the Statement of Net Position.

METROPOLITAN ATLANTA RAPID TRANSIT AUTHORITY
Required Supplementary Information
Schedule of Changes in the Net Pension Liability and Related Ratios
Year Ended June 30, 2021
(Dollars in Thousands)

UNION

Total Pension Liability:	2020	2019	2018	2017	2016
Service Cost	\$ 14,793	\$ 13,319	\$ 13,036	\$ 12,199	\$ 11,677
Interest	40,154	39,340	38,706	37,614	38,448
Change in Benefit Terms	—	—	—	—	(1,180)
Difference between Expected and Actual Experience	1,657	(4,694)	(10,361)	2,760	(4,055)
Change in Assumptions	—	—	5,898	1,051	—
Benefit Payments	(37,334)	(37,933)	(38,499)	(38,807)	(38,013)
Administrative Expense	(566)	(596)	(589)	(705)	(928)
Net Change in Total Pension Liability	<u>\$ 18,704</u>	<u>\$ 9,436</u>	<u>\$ 8,191</u>	<u>\$ 14,022</u>	<u>\$ 5,931</u>
Total Pension Liability					
Beginning of the Year	557,669	548,233	540,042	526,020	520,089
Net Increase (Decrease)	<u>18,704</u>	<u>9,436</u>	<u>8,191</u>	<u>14,022</u>	<u>5,931</u>
Total Pension Liability End of the Year	<u><u>\$576,373</u></u>	<u><u>\$557,669</u></u>	<u><u>\$548,233</u></u>	<u><u>\$540,042</u></u>	<u><u>\$526,020</u></u>
Plan Fiduciary Net Position:					
Employee Contributions	\$ 5,837	\$ 5,699	\$ 5,137	\$ 4,947	\$ 4,828
Employer Contributions	10,674	10,404	9,129	9,041	8,807
Members Buybacks	—	—	—	—	—
Net Investment Income	76,214	101,948	(26,423)	68,793	41,493
Benefits Payments	(37,334)	(37,933)	(38,499)	(38,807)	(38,031)
Administrative Expense	(566)	(596)	(589)	(705)	(928)
Other	—	—	—	—	—
Net Change in Plan Fiduciary Net Position	<u>\$ 54,825</u>	<u>\$ 79,521</u>	<u>\$(51,245)</u>	<u>\$ 43,269</u>	<u>\$ 16,169</u>
Total Fiduciary Net Position					
Beginning of the Year	590,855	511,334	562,578	519,309	503,140
Net Increase (Decrease)	<u>54,825</u>	<u>79,521</u>	<u>(51,245)</u>	<u>43,269</u>	<u>16,169</u>
Total Plan Fiduciary Net Position End of the Year	<u><u>\$645,680</u></u>	<u><u>\$590,855</u></u>	<u><u>\$511,334</u></u>	<u><u>\$562,578</u></u>	<u><u>\$519,309</u></u>
Plan's Net Position Liability/(Asset)	<u><u>\$(69,307)</u></u>	<u><u>\$(33,186)</u></u>	<u><u>\$36,899</u></u>	<u><u>\$(22,536)</u></u>	<u><u>\$ 6,712</u></u>
Plan Fiduciary Net Position as % of TPL	<u><u>112.0%</u></u>	<u><u>106.0%</u></u>	<u><u>93.3%</u></u>	<u><u>104.2%</u></u>	<u><u>98.7%</u></u>
Covered Payroll	131,937	128,600	112,843	111,751	108,865
Plan's NPL as % of Covered Payroll	-52.5%	-25.8%	32.7%	-20.2%	6.2%

* The years in the column headers represent the measurement period ending December 31.

METROPOLITAN ATLANTA RAPID TRANSIT AUTHORITY
Required Supplementary Information
Schedule of Changes in the Net Pension Liability and Related Ratios
Year Ended June 30, 2021
(Dollars in Thousands)

UNION	2015	2014	2013	2012	2011
Total Pension Liability:					
Service Cost	\$11,476	\$11,099	\$11,004	\$ 9,870	\$10,114
Interest	35,684	35,109	34,672	34,932	34,847
Difference between Expected and Actual Experience	(1,763)	(2,278)	(5,092)	(17,095)	2,283
Change in Assumptions	29,188	—	—	—	(16,182)
Benefit Payments	(36,727)	(35,123)	(33,491)	(30,075)	(28,207)
Administrative Expense	(851)	(588)	(553)	(549)	(583)
Net Change in Total Pension Liability	\$37,330	\$ 8,210	\$ 6,540	\$(2,917)	\$ 2,272
Total Pension Liability					
Beginning of the Year	482,759	474,549	468,099	470,926	468,654
Net Increase (Decrease)	37,330	8,210	6,540	(2,917)	2,272
Total Pension Liability End of the Year	\$520,089	\$482,759	\$474,549	\$468,009	\$470,926
Plan Fiduciary Net Position:					
Employee Contributions	\$ 4,719	\$ 4,392	\$ 4,812	\$ 4,521	\$ 3,671
Employer Contributions	8,630	8,077	8,839	6,218	6,941
Members Buybacks	—	—	—	—	—
Net Investment Income	(7,547)	31,954	84,100	47,576	456
Benefits Payments	(36,727)	(35,123)	(33,491)	(30,075)	(28,207)
Administrative Expense	(851)	(588)	(553)	(549)	(583)
Other	—	—	—	—	—
Net Change in Plan Fiduciary Net Position	\$(31,776)	\$ 8,713	\$63,707	\$27,691	\$(17,722)
Total Fiduciary Net Position					
Beginning of the Year	535,836	526,203	462,497	434,806	452,528
Net Increase (Decrease)	(32,696)	8,713	63,706	27,691	(17,722)
Total Plan Fiduciary Net Position End of the Year	\$503,140	\$534,916	\$526,203	\$462,497	\$434,806
Plan's Net Position Liability (NPL)	\$16,948	\$(52,157)	\$(51,654)	\$ 5,512	\$36,120
Plan Fiduciary Net Position as % of TPL	96.7%	110.8%	110.9%	98.8%	92.3%
Covered Payroll	106,678	99,587	109,119	105,030	108,930
Plan's NPL as % of Covered Payroll	15.9%	-52.4%	-47.3%	5.2%	33.2%

* The years in the column headers represent the measurement period ending December 31.

** This is a 10-year schedule information. Information for additional years will be displayed as it becomes available.

METROPOLITAN ATLANTA RAPID TRANSIT AUTHORITY
Required Supplementary Information
Schedule of Changes in the Net Pension Liability and Related Ratios
Year Ended June 30, 2021
(Dollars in Thousands)

NON-REP

Total Pension Liability:	2020	2019	2018	2017	2016
Service Cost	\$ 4,240	\$ 4,471	\$ 5,136	\$ 4,747	\$ 5,656
Interest	28,372	28,832	29,002	30,292	32,430
Change in Benefit Terms	—	—	1,000	2,800	(37,000)
Difference between Expected and Actual Experience	(2,105)	2,785	(118)	4,409	1,987
Change in Assumptions	12,234	36,094	—	26,064	15,000
Benefit Payments	(35,903)	(37,291)	(37,643)	(36,647)	(33,470)
Administrative Expense	—	—	—	—	—
Net Change in Total Pension Liability	\$ 6,838	\$34,891	\$(2,623)	\$31,665	\$(15,397)
Total Pension Liability					
Beginning of the Year	529,329	494,438	497,061	465,396	480,793
Net Increase (Decrease)	6,838	34,891	(2,622)	31,665	(15,397)
Total Pension Liability End of the Year	<u>\$536,167</u>	<u>\$529,329</u>	<u>\$494,439</u>	<u>\$497,061</u>	<u>\$465,396</u>
Plan Fiduciary Net Position:					
Employee Contributions	\$ 1,990	\$ 2,250	\$ 2,424	\$ 2,533	\$ 2,626
Employer Contributions	15,146	19,493	19,434	13,540	26,339
Members Buybacks	17	29	20	48	55
Net Investment Income	55,668	68,425	(22,247)	63,383	22,568
Benefits Payments	(35,903)	(37,291)	(37,643)	(36,647)	(33,470)
Administrative Expense	(378)	(361)	(263)	(275)	(231)
Other	—	1	9	1	133
Net Change in Plan Fiduciary Net Position	\$36,540	\$52,546	\$(38,265)	\$42,583	\$18,020
Total Fiduciary Net Position					
Beginning of the Year	431,960	379,414	417,679	375,096	357,076
Net Increase (Decrease)	36,540	52,546	(38,265)	42,583	18,020
Total Plan Fiduciary Net Position End of the Year	<u>\$468,500</u>	<u>\$431,960</u>	<u>\$379,414</u>	<u>\$417,679</u>	<u>\$375,096</u>
Plan's Net Position Liability (NPL)	<u>\$67,667</u>	<u>\$97,369</u>	<u>\$115,024</u>	<u>\$79,382</u>	<u>\$90,300</u>
Plan Fiduciary Net Position as % of TPL	<u>87.4%</u>	<u>81.6%</u>	<u>76.7%</u>	<u>84.0%</u>	<u>80.6%</u>
Covered Payroll	25,303	28,998	31,145	34,571	38,966
Plan's NPL as % of Covered Payroll	267.4%	335.8%	369.3%	229.6%	231.7%

* The years in the column headers represent the measurement period ending December 31.

METROPOLITAN ATLANTA RAPID TRANSIT AUTHORITY
Required Supplementary Information
Schedule of Changes in the Net Pension Liability and Related Ratios
Year Ended June 30, 2021
(Dollars in Thousands)

FINANCIAL SECTION 2021 Annual Comprehensive Financial Report Year Ended June 30, 2021

NON-REP	2015	2014	2013	2012	2011
Total Pension Liability:					
Service Cost	\$ 6,051	\$ 5,602	\$ 5,994	\$ 7,358	\$ 7,124
Interest	31,569	31,475	30,517	31,878	30,054
Change in Benefit Terms	—	—	—	(26,143)	—
Difference between Expected and Actual Experience	9,181	4,158	(1,032)	2,452	9,121
Change in Assumptions	—	15,914	10,648	11,228	5,540
Benefit Payments	(34,383)	(34,023)	(31,084)	(27,986)	(27,527)
Administrative Expense	—	—	—	—	—
Net Change in Total Pension Liability	<u>\$ 12,418</u>	<u>\$ 23,126</u>	<u>\$ 15,043</u>	<u>\$ (1,213)</u>	<u>\$ 24,312</u>
Total Pension Liability					
Beginning of the Year	468,375	445,249	430,206	431,419	407,108
Net Increase (Decrease)	12,418	23,126	15,043	(1,213)	24,312
Total Pension Liability End of the Year	<u><u>\$480,793</u></u>	<u><u>\$468,375</u></u>	<u><u>\$445,249</u></u>	<u><u>\$430,206</u></u>	<u><u>\$431,419</u></u>
Plan Fiduciary Net Position:					
Employee Contributions	\$ 2,818	\$ 2,902	\$ 3,389	\$ 3,416	\$ 3,366
Employer Contributions	20,114	20,623	21,619	24,036	21,825
Members Buybacks	82	44	90	31	21
Net Investment Income	(2,994)	19,772	66,798	33,194	3,999
Benefits Payments	(34,383)	(34,023)	(31,084)	(27,986)	(27,527)
Administrative Expense	(245)	(227)	(351)	(1,315)	(1,192)
Other	9	10	341	415	242
Net Change in Plan Fiduciary Net Position	<u>\$(14,598)</u>	<u>\$ 9,102</u>	<u>\$ 60,801</u>	<u>\$ 31,790</u>	<u>\$ 735</u>
Total Fiduciary Net Position					
Beginning of the Year	371,675	362,573	301,771	269,981	269,246
Net Increase (Decrease)	<u>(14,598)</u>	<u>9,102</u>	<u>60,802</u>	<u>31,790</u>	<u>735</u>
Total Plan Fiduciary Net Position End of the Year	<u>\$357,076</u>	<u>\$371,675</u>	<u>\$362,573</u>	<u>\$301,771</u>	<u>\$269,981</u>
Plan's Net Position Liability (NPL)	<u>\$123,717</u>	<u>\$96,701</u>	<u>\$82,676</u>	<u>\$128,435</u>	<u>\$161,438</u>
Plan Fiduciary Net Position as % of TPL	74.3%	79.4%	81.4%	70.1%	62.6%
Covered Payroll	42,301	45,099	45,668	49,338	58,225
Plan's NPL as % of Covered Payroll	292.5%	214.4%	181.0%	260.3%	277.3%

* The years in the column headers represent the measurement period ending December 31.

METROPOLITAN ATLANTA RAPID TRANSIT AUTHORITY
Required Supplementary Information
Schedule of Changes in the Net Pension Liability and Related Ratios
Year Ended June 30, 2021
(Dollars in Thousands)

UNION

	2021	2020	2019	2018	2017
Actuarial Assumptions:					
Return	7.25%	7.25%	7.25%	7.25%	7.50%
Inflation	2.50%	2.50%	2.50%	2.10%	2.80%
Projected Salary Increases:					
Cost of Living	None	None	None	None	3.00%
Merit or Seniority	1.00% per year	1.00% per year	1.00% per year	1.00% per year	1.00% year
Mortality Assumptions:					
Healthy	RP-2014 Mortality for Healthy Lives with fully generational using 1/2 of Scale MP-2016 set forward by 1 year	RP-2014 Mortality for Healthy Lives with fully generational using 1/2 of Scale MP-2016 set forward by 1 year	RP-2014 Mortality for Healthy Lives with fully generational using 1/2 of Scale MP-2016 set forward by 1 year	RP-2014 Blue Collar Mortality Table using 1/2 of Scale MP-2016	RP-2014 Blue Collar Mortality Table using 1/2 of Scale MP-2014
Disabled	RP-2014 Mortality for Disabled Lives with fully generational using 1/2 of Scale MP-2016	RP-2014 Mortality for Disabled Lives with fully generational using 1/2 of Scale MP-2016	RP-2014 Mortality for Disabled Lives with fully generational using 1/2 of Scale MP-2016	RP-2014 Blue Collar Mortality Table using 1/2 of Scale MP-2016	RP-2014 Blue Collar Mortality Table using 1/2 of Scale MP-2014

NON-REP

	2021	2020	2019	2018	2017
Actuarial Assumptions:					
Return	5.50%	5.50%	6.00%	6.00%	6.70%
Inflation	2.00%	2.25%	2.50%	2.50%	2.50%
Mortality Assumptions:					
Healthy	RP-2014 Mortality for Healthy Annuitant Mortality Tables separated by sex, Projection Scale MP-2019, fully generational	RP-2014 Mortality for Healthy Annuitant Mortality Tables separated by sex, Projection Scale MP-2019, fully generational	RP-2014 Employee and Healthy Annuitant Mortality Tables separated by sex, Projection Scale MP-2016, fully generational.	RP-2000 Combined Health Mortality Tables separated by Sex, Project Scale BB to valuation date.	RP-2000 Combined Health Mortality Tables separated by Sex, Project Scale BB to valuation date.
Disabled	None. No future mortality improvement was projected	None. No future mortality improvement was projected	RP-2014 Employee and Healthy Annuitant Mortality Tables separated by Sex, Projection Scale BB to valuation date.	RP-2014 Employee and Healthy Annuitant Mortality Tables separated by Sex, Projection Scale BB to valuation date.	None. No future mortality improvement was projected

METROPOLITAN ATLANTA RAPID TRANSIT AUTHORITY
Required Supplementary Information
Schedule of Employer Contributions - Pension
Year Ended June 30, 2021

(Dollars in Thousands)

UNION

FISCAL YEAR ENDED JUNE 30	2021	2020	2019	2018	2017
Contributions					
Actuarially Determined Contribution	\$ 11,189	\$ 10,257	\$ 9,812	\$ 9,278	\$ 8,924
Actual Employer Contributions	11,489	10,257	9,812	9,278	8,924
Contribution Deficiency (Excess)	<u>(300)</u>	<u>—</u>	<u>—</u>	<u>—</u>	<u>—</u>
Covered Payroll	<u>\$138,306</u>	<u>\$126,792</u>	<u>\$121,284</u>	<u>\$114,680</u>	<u>\$110,308</u>
Actual Contributions as % of Covered Payroll	8.31%	8.09%	8.09%	8.09%	8.09%

NON-REP

FISCAL YEAR ENDED JUNE 30	2021	2020	2019	2018	2017
Contributions					
Actuarially Determined Contribution	\$ 12,853	\$ 15,741	\$ 14,664	\$ 13,181	\$ 19,787
Actual Employer Contributions	<u>17,967</u>	<u>16,899</u>	<u>17,647</u>	<u>17,158</u>	<u>24,346</u>
Contribution Deficiency (Excess)	<u>(5,114)</u>	<u>(1,158)</u>	<u>(2,983)</u>	<u>(3,977)</u>	<u>(4,559)</u>
Covered Payroll	<u>\$ 25,124</u>	<u>\$ 28,673</u>	<u>\$ 31,425</u>	<u>\$ 34,157</u>	<u>\$ 38,231</u>
Actual Contributions as % of Covered Payroll	71.51%	58.94%	56.16%	50.23%	63.68%

*Based on a blend of the overlapping Calendar Year results. The 6/30/2017 through 6/30/2021 results are based on the unaudited cash statements for the preceding 12 months and the applicable contribution rate.

**Contributions for FYE 6/30/2019 have been revised to reflect year-to-date information.

METROPOLITAN ATLANTA RAPID TRANSIT AUTHORITY
Required Supplementary Information
Schedule of Employer Contributions - Pension
Year Ended June 30, 2021
(Dollars in Thousands)

UNION

FISCAL YEAR ENDED JUNE 30	2016	2015	2014	2013	2012
Contributions					
Actuarially Determined Contribution	\$8,719	\$ 8,729	\$ 7,510	\$ 7,064	\$ 8,918
Actual Employer Contributions	8,719	8,354	8,458	7,528	6579
Contribution Deficiency (Excess)	—	375	(948)	(464)	2,339
Covered Payroll	<u>\$107,772</u>	<u>\$103,133</u>	<u>\$104,353</u>	<u>\$107,074</u>	<u>\$106,980</u>
Actual Contributions as % of Covered Payroll	8.09%	8.10%	8.11%	7.03%	6.15%

NON-REP

FISCAL YEAR ENDED JUNE 30	2016	2015	2014	2013	2012
Contributions					
Actuarially Determined Contribution	\$23,211	\$18,296	\$18,646	\$22,947	\$23,349
Actual Employer Contributions	19,787	20,369	21,121	22,827	22,930
Contribution Deficiency (Excess)	<u>3,424</u>	<u>(2,073)</u>	<u>(2,475)</u>	<u>120</u>	<u>419</u>
Covered Payroll	<u>\$ 43,402</u>	<u>\$ 43,700</u>	<u>\$ 45,384</u>	<u>\$ 47,503</u>	<u>\$ 53,782</u>
Actual Contributions as % of Covered Payroll	45.59%	46.61%	46.54%	48.05%	42.64%

METROPOLITAN ATLANTA RAPID TRANSIT AUTHORITY
Required Supplementary Information
Schedule of Changes in Net OPEB Liability and Related Ratios
Year Ended June 30, 2021
(Dollars in Thousands)

	2020	2019	2018	2017
Total OPEB Liability:				
Service Cost (BOY)	\$ 7,150	\$ 6,915	\$ 6,751	\$ 6,521
Interest	14,137	14,396	14,133	15,259
Change in Benefit Terms	—	5,114	—	—
Difference between Expected and Actual Experience	(3,975)	(19,310)	(265)	(7,362)
Change in Assumptions	—	3,956	—	(15,402)
Benefit Payments	(11,526)	(15,009)	(17,020)	(15,355)
Administrative Expense	—	—	—	—
Net Change in Total OPEB Liability	<u>\$ 5,786</u>	<u>\$ (3,938)</u>	<u>\$ 3,599</u>	<u>\$ (16,319)</u>
Total OPEB Liability				
Beginning of the Year	194,803	198,741	195,143	211,461
Net Increase (Decrease)	<u>5,786</u>	<u>(3,938)</u>	<u>3,599</u>	<u>(16,319)</u>
End of the Year	<u><u>\$ 200,589</u></u>	<u><u>\$ 194,803</u></u>	<u><u>\$ 198,741</u></u>	<u><u>\$ 195,142</u></u>
Plan Fiduciary Net Position:				
Employer Contributions	\$ 14,526	\$ 18,009	\$ 20,020	\$ 20,772
Active Employee Contributions *	—	—	—	—
Net Investment Income	2,632	4,103	5,265	6,867
Benefit Payments	(11,526)	(15,009)	(17,020)	(15,335)
Administrative Expense	—	—	—	—
Net Change in Plan Fiduciary Net Position	<u>\$ 5,632</u>	<u>\$ 7,103</u>	<u>\$ 8,265</u>	<u>\$ 12,304</u>
Total Fiduciary Net Position				
Beginning of the Year	83,056	75,953	67,688	55,384
Net Increase (Decrease)	<u>5,632</u>	<u>7,103</u>	<u>8,265</u>	<u>12,304</u>
End of the Year	<u><u>\$ 88,688</u></u>	<u><u>\$ 83,056</u></u>	<u><u>\$ 75,953</u></u>	<u><u>\$ 67,688</u></u>
Plan's Net Position Liability (NPL)	<u>\$ 111,901</u>	<u>\$ 111,747</u>	<u>\$ 122,788</u>	<u>\$ 127,455</u>
Plan Fiduciary Net Position as % of TOL	44.2%	42.6%	38.2%	34.7%
Covered Employee Payroll	\$ 219,089	\$ 211,603	\$ 196,714	\$ 189,100
Plan's NPL as % of Covered Employee Payroll	51.1%	52.8%	62.4%	67.4%

*Active employees do not contribute to the OPEB Plan.

**The year in the column header represents the measurement period ending June 30th.

*** This is a 10-year schedule. Information for additional years will be displayed as it becomes available.

Notes to Schedule – Changes in benefits and assumptions: In FY19, the health care trend rate starting point decreased from 7.75% to 7.50% and the inflation rate increased from 2.25% to 2.50%. In FY18, the mortality rates for the Union Plan were changed. The retirement rates for the Non-Represented Plan were changed. The health care cost trend rate starting point decreased from 8.0% to 7.75%.

METROPOLITAN ATLANTA RAPID TRANSIT AUTHORITY
Required Supplementary Information
Schedule of Employer Contributions - OPEB
Year Ended June 30, 2021
(Dollars in Thousands)

FISCAL YEAR ENDING	2021	2020	2019	2018
Contributions				
Actuarially Determined Contributions	\$15,002	\$14,526	\$18,009	\$ 20,020
Employer Contributions (ERC)	15,002	14,526	18,009	20,020
Contributions (Excess)/Deficiency	—	—	—	—
Covered Employee Payroll	\$ 223,839	\$ 219,089	\$ 211,603	\$ 196,714
ERC as % of Covered Employee Payroll	6.70 %	6.63 %	8.51 %	10.18%

**This is a 10-year schedule. Information for additional years will be displayed as it becomes available.

Notes to Schedule:

Valuation Date:	June 30, 2019, rolled forward to June 30, 2020
Discount Rate:	7.0%
Investment Rate of Return:	7.0%
Inflation Rate:	2.50%
Healthcare Cost Trend:	7.50% for 2020-21 PY, increases to 8.50% for PY 2021-22 and eventually decreases to an ultimate rate of 5.0% by PY 2031-32

METROPOLITAN ATLANTA RAPID TRANSIT AUTHORITY
Supplemental Schedule of Revenues and Expenses
Budget vs. Actual (Budget Basis)
Year Ended June 30, 2021

(Dollars in Thousands)

	<u>Budget</u>	<u>Actual (Budget Basis)</u>	<u>Variance Favorable/ (Unfavorable)</u>
Operating Revenues			
Fare Revenue	\$ 107,246	\$ 51,642	\$ (55,604)
Other Revenue	7,910	5,365	(2,545)
Total Operating Revenues	<u>115,156</u>	<u>57,007</u>	<u>(58,149)</u>
Operating Expenses			
Transportation	260,590	230,367	30,223
Maintenance & Garage Operations	200,181	177,536	22,645
General and Administrative	97,154	93,803	3,351
Total Operating Expenses	<u>557,925</u>	<u>501,706</u>	<u>56,219</u>
Operating Loss	<u>(442,769)</u>	<u>(444,699)</u>	<u>(1,930)</u>
Nonoperating Revenues			
Sales and Use Tax	512,578	569,682	57,104
Federal Operating Revenue	231,900	280,504	48,604
Investment Income	1,198	3,613	2,415
Other Revenues	34,266	52,812	18,546
	<u>779,942</u>	<u>906,611</u>	<u>126,669</u>
Increase in Net Position- Budget Basis	<u>\$ 337,173</u>	<u>\$ 461,912</u>	<u>\$ 124,739</u>
Basis Differences			
Depreciation		(249,455)	
Gain on Sales of Property and Equipment		579	
Interest Expense		(83,946)	
Amortization of Financing Related Charges and Income from Derivative Activity		6,611	
Other - Nonoperating Expense		(61,811)	
Capital Grants and Contributions		65,308	
Net Capital Lease Transaction Activity		667	
Gain on Investment Derivatives		3	
Increase in Net Position - GAAP Basis		<u>\$ 139,868</u>	

See notes to supplemental schedule

METROPOLITAN ATLANTA RAPID TRANSIT AUTHORITY
Notes to the Supplemental Schedule
Year Ended June 30, 2021
(Dollars in Thousands)

1. BUDGETARY HIGHLIGHTS

MARTA adopts its Operating and Capital Budget in June of each year. Once adopted, total budgeted revenues and/or expenses cannot change. Operating revenue performed unfavorable to the budget, ending the year (\$58,149) (50.5%) less than budget due to the continuous adverse impact of COVID-19. Nonoperating revenues were \$126,669 (16.2 %) favorable to the budget. The largest favorable variance was Sales and Use Tax which was \$57,104 more than budgeted. MARTA continued a number of cost containment measures in fiscal year 2021 by focusing on increasing productivity and efficiencies while reducing cost. The fiscal year 2021 total operating expenses were \$501,706 which excludes depreciation. This was \$56,219 (10.1%) less than the fiscal year 2021 budget, which was \$4,891 (0.96 %) less than the previous year's budget.

STATISTICAL



INTENTIONALLY LEFT BLANK

STATISTICAL SECTION - Unaudited

This part of the Annual Comprehensive Financial Report presents detailed information as a context for understanding what the information in the financial statements, note disclosures and required supplementary information say about the Authority's overall financial health.

Schedules

FINANCIAL TRENDS

87-93

These schedules contain trend information to help the reader understand how the Authority's financial performance and well-being have changed over time.

REVENUE CAPACITY

97-99

These schedules contain information to help the reader assess the Authority's sources of revenue especially the most significant revenue source, the sales and use tax.

DEBT CAPACITY

103-107

These schedules present information to help the reader assess the affordability of the Authority's current levels of outstanding debt and the Authority's ability to issue additional debt in the future.

DEMOGRAPHIC & ECONOMIC INFORMATION

111-114

These schedules offer demographic and economic indicators to help the reader understand the environment within which the Authority's financial activities take place.

OPERATING INFORMATION

117-123

These schedules contain service and infrastructure data to help the reader understand how the information in the Authority's financial report relates to the services the Authority provides and the activities it performs.

SOURCES

Unless otherwise noted, the information in these schedules is derived from the annual comprehensive financial reports for the relevant year.

INTENTIONALLY LEFT BLANK

FINANCIAL TRENDS



INTENTIONALLY LEFT BLANK

Condensed Summary of Net Position

Last Ten Fiscal Years
(Dollars in Millions)

	2021	2020	2019	2018	2017	2016	2015	2014	2013	2012
ASSETS:										
Current and Other Assets	\$ 1,386	\$ 1,336	\$ 1,061	\$ 955	\$ 1,253	\$ 1,086	\$ 1,161	\$ 1,033	\$ 1,039	\$ 1,013
Capital Assets	3,059	3,057	3,004	2,883	2,871	2,966	3,049	3,056	3,028	3,078
Net Pension Assets	69	33	-	23	-	-	53	-	-	-
Derivative Assets	1	-	-	-	-	-	-	-	-	-
Other	-	-	-	-	-	-	2	-	-	-
Total Assets	4,515	4,426	4,065	3,861	4,124	4,052	4,265	4,089	4,067	4,091
DEFERRED OUTFLOWS OF RESOURCES										
Hedging	-	1	-	-	-	-	2	-	4	23
Pension	23	44	101	89	110	128	-	-	-	-
OPEB	20	22	18	20	-	-	-	-	-	-
Debt Refunding	32	26	29	31	21	25	10	12	16	-
Total Deferred Outflows of Resources	75	93	148	140	131	153	53	12	20	23
Total Assets and Deferred Outflows of Resources	4,590	4,519	4,213	4,001	4,255	4,205	4,318	4,101	4,087	4,114
LIABILITIES:										
Long-term Debt Outstanding	2,657	2,732	2,444	2,361	2,345	2,176	2,132	1,792	1,881	1,910
Current and Other Liabilities	351	341	334	294	532	536	693	884	747	617
Derivative Liability	-	1	-	-	-	-	2	-	-	-
Net Pension Liability	68	97	152	79	97	141	96	-	-	-
Net OPEB Liability	112	112	123	128	1	1	1	-	-	-
Total Liabilities	3,188	3,283	3,053	2,862	2,975	2,854	2,924	2,676	2,628	2,528
DEFERRED INFLOWS OF RESOURCES										
Hedging	1	-	-	333	-	-	-	-	-	-
Capital Lease	12	13	15	16	-	-	-	-	-	-
Pension	94	59	9	50	9	3	2	-	-	-
OPEB	15	23	15	20	-	-	-	-	-	-
Total Deferred Inflows of Resources	122	95	39	419	9	3	-	-	-	-
Total Liabilities and Deferred Inflows of Resources	3,310	3,378	3,092	3,281	2,984	2,857	2,926	2,676	2,628	2,528
NET POSITION:										
Net Investment in Capital Assets	673	623	810	774	222	503	478	647	654	796
Restricted	74	66	62	54	936	857	929	789	788	768
Unrestricted	533	452	249	224	113	(12)	(14)	(11)	17	23
TOTAL NET POSITION	\$ 1,280	\$ 1,141	\$ 1,121	\$ 1,052	\$ 1,271	\$ 1,348	\$ 1,393	\$ 1,425	\$ 1,459	\$ 1,587

Summary of Revenues, Expenses and Changes in Net Position

Last Ten Fiscal Years

(Dollars in Millions)

FINANCIAL TRENDS

2021 Annual Comprehensive Financial Report Year Ended June 30, 2021 STATISTICAL SECTION

	2021 ⁽¹⁾	2020 ⁽¹⁾	2019	2018	2017	2016	2015	2014	2013	2012
Operating Revenues										
Fare Revenues	\$52	\$102	\$133	\$138	\$138	\$141	\$146	\$140	\$141	\$133
Other Revenues	\$5	\$8	8	10	10	11	11	12	10	11
Total Operating Revenues	57	110	141	148	148	152	157	153	151	144
Non-Operating Revenues										
Sales and Use Tax	570	522	540	507	439	410	378	347	339	341
Federal Revenues	281	235	87	76	85	76	83	103	120	71
Investment Income	4	12	12	3	2	2	1	1	2	1
Net Capital Leases Transaction Activity	-	(2)	(1)	(71)	(27)	32	5	7	(32)	52
Other Revenues	53	44	43	42	50	42	28	32	17	13
Gain (Loss) on Sale of Property and Equip.	-	3	7	1	-	-	-	-	(1)	-
Total Non-operating Revenues	908	814	688	558	552	562	494	490	445	477
Total Revenues	965	924	829	706	700	715	651	642	596	621
Summary of Expenses Operating:										
Transportation	230	241	247	227	220	206	187	182	183	186
Maintenance and Garage Operations	178	174	175	152	140	144	131	142	138	147
General and Administrative	94	94	100	103	73	83	82	89	79	79
Depreciation	249	246	241	234	236	243	225	210	220	230
Total Operating Expenses	751	755	763	716	669	676	625	623	619	642
Non-Operating Expenses										
Interest Expenses	84	87	84	78	84	83	86	76	79	70
Interest Expenses Capitalized	-	-	-	-	-	-	(1)	(1)	(2)	(1)
Amortization of Financing Related Charges and Income from Derivative Activity	(7)	(7)	(9)	(5)	(7)	(5)	(3)	(4.40)	(6)	(3)
(Gain) Loss on Investment Derivatives	-	(1)	(1)	(1)	1	-	(1)	(8)	-	(9)
Other Non-operating Expenses	62	50	45	33	45	39	44	62	81	51
Total Non-operating Expenses	139	129	119	106	123	117	125	124	152	109
Total Expenses	890	884	882	822	792	793	750	747	771	751
Income/(Loss) Before Capital Contributions	75	40	(53)	(114)	(92)	(78)	(99)	(105)	(175)	(130)
Capital Grants and Contributions	65	62	122	30	15	32	82	71	47	40
Increase (Decrease) in Net Position	140	102	69	(84)	(78)	(45)	(17)	(34)	(128)	(90)
Net Position, July 1	1,140	1,039	1,052	1,136	1,348	1,393	1,410	1,459	1,587	1,676
Net Position, June 30	\$1,280	\$1,141	\$1,121	\$1,052	\$1,271	\$1,348	\$1,393	\$1,425	\$1,459	\$1,587

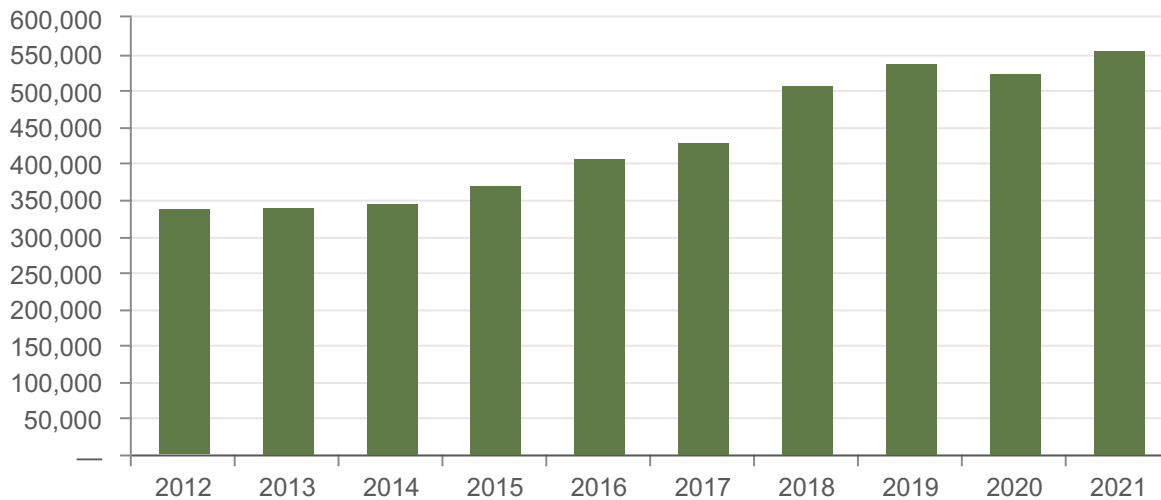
⁽¹⁾ Sales and Use Tax, Fare revenue and Operating expenses were impacted by COVID-19. Federal revenues include CARES Act funding.

Sales Tax Collection and Usage

Last Ten Fiscal Years
(Dollars in Thousands)

Fiscal Year	Sales Tax ⁽¹⁾	Percent Change	Usage ^(2 & 3)				
			Sinking Fund Withheld	Capital Construction	Subsidy	Percent Used	Overage/ (Shortage)
2012	\$ 339,156	6.2%	\$ 124,948	\$ 17,739	\$ 196,891	58%	\$ (422)
2013	340,491	0.4	135,279	35,075	161,550	47	8,587
2014	345,825	1.6	132,723	40,190	158,218	46	14,694
2015	372,384	7.7	146,184	40,008	151,235	41	34,957
2016	409,846	10.1	150,834	62,530	159,470	39	37,012
2017	429,886	4.9	130,570	95,550	170,207	40	33,559
2018	507,264	18.0	123,806	149,509	213,046	40	20,903
2019	538,966	6.2	135,623	148,707	248,868	46	5,768
2020	524,832	(2.6)	141,682	135,429	193,176	37	54,545
2021 ⁽¹⁾	557,093	6.2	147,570	146,575	108,050	19	154,898

Sales & Use Tax Receipts



⁽¹⁾ Sales Tax Collection is stated on cash basis. Increase in sales tax collection was due to the increase in consumer spending.

⁽²⁾ For the period July, 1 2010 through June 30, 2014, the Official Code of Georgia Annotated (O.C.G.A) §32-9-13 temporarily suspended the 50/50 sales tax restriction.

⁽³⁾ In fiscal year 2015, the 50-50 mandate dictating how MARTA can spend its sales tax revenue was permanently lifted.

Revenues and Operating Assistance Comparison to Industry Trend Data

Last Ten Fiscal Years
(As a Percentage of Total)

Fiscal Year	Operating and Other Miscellaneous Revenue			Operating Assistance			Total Revenue
	Fares	Other ⁽²⁾	Total	Sales & Use Tax	Federal	Total	
Transportation Industry⁽¹⁾							
2012	32.5%	4.6%	37.2%	54.0%	8.9%	62.8%	100%
2013	32.5	3.8	36.3	54.7	8.9	63.7	100
2014	32.0	3.9	35.9	55.5	8.6	64.1	100
2015	32.5	4.9	37.4	54.3	8.3	62.6	100
2016	31.3	5.0	36.3	55.6	8.0	63.7	100
2017	31.4	5.0	36.3	55.2	8.5	63.7	100
2018	30.7	5.4	36.1	55.3	8.6	63.9	100
2019**	29.5	4.5	34.0	58.1	7.9	66.0	100
2020*	*	*	*	*	*	*	*
2021*	*	*	*	*	*	*	*
MARTA							
2012	21.4%	12.3%	33.7%	54.9%	11.4%	66.3%	100%
2013	23.6	-0.5	23.1	56.8	20.1	76.9	100
2014	21.9	8.0	29.9	54.1	16.0	70.1	100
2015	22.5	6.8	29.3	58.0	12.7	70.7	100
2016	19.8	12.2	32.0	57.3	10.7	68.0	100
2017	19.7	5.5	25.2	62.7	12.1	74.8	100
2018	19.6	-2.2	17.4	71.8	10.8	82.6	100
2019	16.1	8.3	24.4	65.1	10.5	75.6	100
2020 ⁽³⁾	11.1	7.0	18.1	56.5	25.4	81.9	100
2021 ⁽³⁾	5.4	6.5	11.9	59.0	29.1	88.1	100

* Not Available

** Revised

⁽¹⁾ Source: The American Public Transportation Association, APTA 2020 Fact Book, Appendix A Historical Table 87.

⁽²⁾ Other Revenue includes interest, auxiliary, and other non-operating income.

⁽³⁾ Fares, Sales & Use Tax, and Federal Revenues were impacted by COVID-19.

Total Expenses by Function

Last Ten Fiscal Years
(Dollars in Thousands)

Fiscal Year	General and				Total			Total
	Transportation	Maintenance	Administrative	Depreciation	Expenses	Interest	Other	
2012	\$ 186,144	\$ 146,672	\$ 78,660	\$ 230,392	\$ 641,868	\$ 69,792	\$ 36,733	\$ 748,393
2013	183,216	137,747	78,779	219,607	619,349	77,150	74,873	771,372
2014	181,860	141,584	89,298	209,759	622,501	74,518	49,964	746,983
2015	186,527	131,276	82,354	225,082	625,239	84,845	40,389	750,473
2016	206,252	143,576	83,271	242,536	675,635	83,177	33,644	792,456
2017	219,867	140,341	72,747	235,608	668,563	84,124	38,984	791,671
2018	226,791	151,800	103,540	233,549	715,680	77,611	26,781	820,072
2019	247,245	175,466	99,531	240,540	762,782	83,617	35,310	881,709
2020 ⁽¹⁾	241,307	173,680	94,017	245,619	754,623	86,918	42,222	883,763
2021 ⁽¹⁾	230,367	177,536	93,803	249,455	751,161	83,946	55,197	890,304

⁽¹⁾ Operating expenses were impacted by COVID-19.

Total Operating Expenses by Object

Last Ten Fiscal Years
(Dollars in Thousands)

Fiscal Year	Labor and Benefits	Services	Material and Supplies	Utilities	Casualty/ Liability Costs	Purchased Transportation	Depreciation	Other	Total Operating Expenses
	2012	\$ 309,851	\$ 24,880	\$ 48,785	\$ 18,257	\$ 7,383	–	\$ 230,392	\$ 2,320
2013	301,934	26,305	44,265	16,510	7,178	–	219,607	3,550	619,349
2014	305,107	30,902	44,243	15,800	12,558	–	209,759	4,132	622,501
2015	300,385	32,465	41,543	13,723	8,103	–	225,082	3,938	625,239
2016	329,462	34,170	41,682	13,854	5,321	4,108	242,536	4,502	675,635
2017	304,955	35,890	38,607	12,857	9,701	26,682	235,608	4,263	668,563
2018	331,416	38,536	43,039	15,289	22,128	24,696	233,549	7,027	715,680
2019	366,938	41,578	39,842	14,929	17,903	30,002	240,540	11,050	762,782
2020 ⁽¹⁾	360,009	38,770	38,601	13,885	15,770	31,758	245,619	10,211	754,623
2021 ⁽¹⁾	352,158	45,543	30,484	14,818	25,867	29,809	249,455	3,027	751,161

⁽¹⁾ Operating expenses were impacted by COVID-19.

Operating Expenses Comparison to Industry Trend Data

Last Ten Fiscal Years
(As a Percentage of Total)

Fiscal Year	Labor and		Material and		Casualty/	Purchased	Total	
	Benefits	Services	Supplies	Utilities	Liability Costs	Transportation	Other	Operating Expenses ⁽¹⁾
Transportation Industry⁽²⁾								
2012	64.0%	6.9%	11.7%	3.2%	2.2%	13.8%	-1.8%	100.0%
2013	60.7	7.1	11.2	3.1	2.4	13.7	1.8	100.0
2014	61.1	6.9	11.0	3.2	2.5	13.6	1.7	100.0
2015	62.0	7.0	10.0	3.0	2.0	14.0	2.0	100.0
2016	62.0	8.0	9.0	3.0	3.0	14.0	1.0	100.0
2017	62.0	8.0	9.0	3.0	3.0	14.0	1.0	100.0
2018	61.0	8.0	9.0	3.0	3.0	14.0	2.0	100.0
2019	61.0	9.0	8.0	3.0	30.0	15.0	1.0	100.0
2020	*	*	*	*	*	*	*	*
2021	*	*	*	*	*	*	*	*
MARTA								
2012	75.3%	6.1%	11.9%	4.4%	1.8%	—%	0.5%	100.0%
2013	75.5	6.6	11.1	4.1	1.8	0.0	0.9	100.0
2014	73.9	7.5	10.7	3.8	3.0	0.0	1.1	100.0
2015	75.1	8.1	10.4	3.4	2.0	0.0	1.0	100.0
2016	76.1	7.9	9.6	3.2	1.2	0.9	1.1	100.0
2017	70.4	8.3	8.9	3.0	2.2	6.2	1.0	100.0
2018	68.7	8.0	8.9	3.2	4.6	5.1	1.5	100.0
2019	70.3	8.0	7.6	2.9	3.4	5.7	2.1	100.0
2020 ⁽³⁾	71.2	7.7	7.6	2.7	3.1	6.3	1.4	100.0
2021 ⁽³⁾	70.2	9.0	6.1	3.0	5.2	5.9	0.6	100.0

* Not Available

⁽¹⁾Excludes Depreciation Expense

⁽²⁾Source: The American Public Transportation Association, APTA 2021 Public Transportation Fact Book.

⁽³⁾Operating Expenses were impacted by COVID-19.

INTENTIONALLY LEFT BLANK

REVENUE CAPACITY



INTENTIONALLY LEFT BLANK

Revenues by Source

Last Ten Fiscal Years
(Dollars in Thousands)

Fiscal Year	Fare Revenues ⁽¹⁾	Federal Operating Revenues ⁽²⁾	Sales & Use Tax ⁽³⁾	Auxiliary Transportation	Investment Income	Non-Transportation ⁽⁴⁾	Total
2012	\$ 132,870	\$ 70,576	\$ 340,945	\$ 11,294	\$ 833	\$ 64,570	\$ 621,088
2013	140,697	119,774	338,893	10,480	1,729	(15,167)	596,406
2014	140,318	102,847	347,289	12,335	688	38,685	642,162
2015	146,417	82,643	377,743	10,777	604	33,009	651,193
2016	141,360	76,288	409,718	11,052	1,568	74,635	714,621
2017	137,914	84,976	439,039	10,577	2,225	25,505	700,236
2018	138,254	76,094	507,146	10,226	3,386	(28,883)	706,223
2019	133,186	87,283	540,310	7,977	11,848	48,602	829,206
2020 ^(1&2)	102,420	234,634	521,898	7,651	12,108	44,817	923,528
2021 ^(1&2)	51,642	280,504	569,682	5,365	3,613	54,058	964,864

⁽¹⁾ Fare Revenue decreased by \$50,778 (50%) compared to 2020 and by \$30,766 (23%) compared to 2019 as a result of decline in ridership from the effect of COVID-19.

⁽²⁾ Federal Operating Revenues are not generated by MARTA; thus, they are not own-source revenues. Federal Operating Revenue increased by \$45,870 in 2021 mostly due to the receipt of Federal CARES Act Funding.

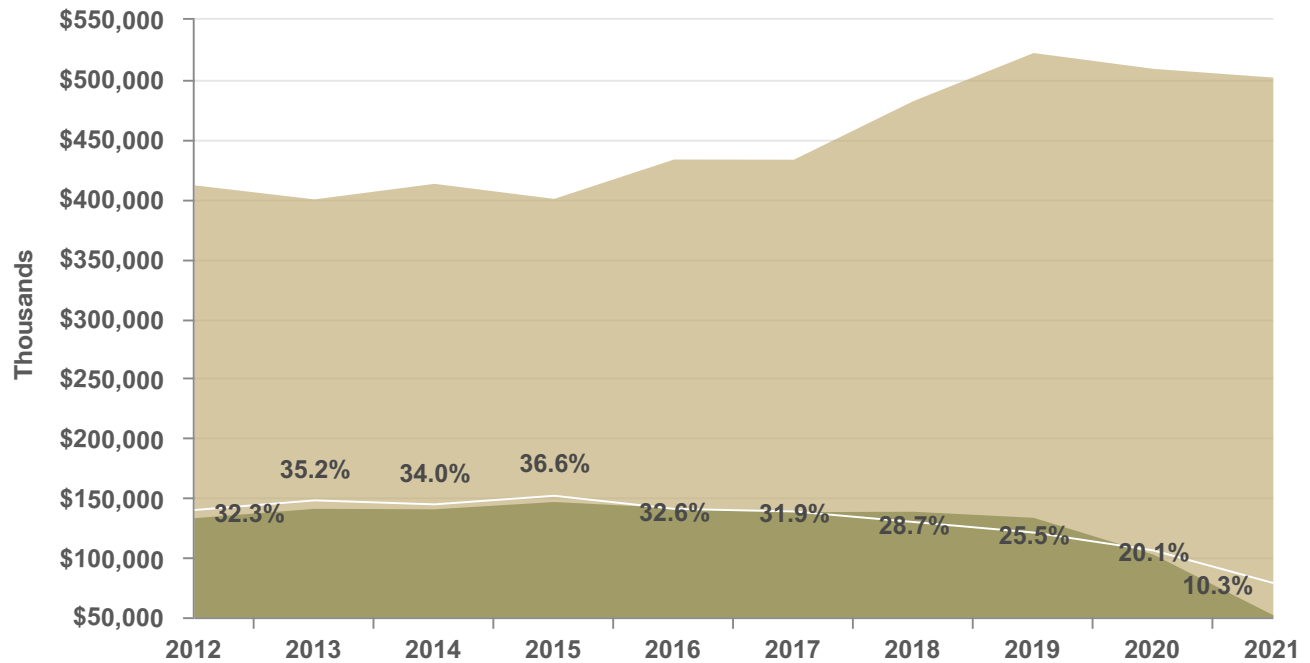
⁽³⁾ MARTA is a public corporate body created as joint public instrumentality and does not have the power to impose any tax on any subject of taxation. MARTA receives 1% sales tax from Fulton County, DeKalb County and Clayton County and 1.5% from the City of Atlanta levied on its behalf by the aforementioned jurisdiction.

⁽⁴⁾ Non-Transportation includes the net gain or loss on the disposition of fixed assets.

Farebox Recovery Percentage

Last Ten Fiscal Years
(Dollars in Thousands)

Fiscal Year	Farebox Revenue	Percent Change	Operating Expenses ⁽²⁾	Percent Change	Farebox Recovery
2012	\$ 132,870	14.7%	\$ 411,476	0.2%	32.3%
2013	140,697	5.9	399,742	(2.9)	35.2
2014	140,318	(0.3)	412,742	3.3	34.0
2015	146,417	4.3	400,157	(3.0)	36.6
2016	141,360	(3.5)	433,099	8.2	32.6
2017	137,914	(2.4)	432,955	—	31.9
2018	138,254	0.2	482,132	11.4	28.7
2019	133,186	(3.7)	522,242	8.3	25.5
2020 ^(1& 3)	102,420	(23.1)	509,004	(2.5)	20.1
2021 ^(1& 3)	51,642	(49.6)	501,706	(1.4)	10.3



- (1) Operating Revenue was impacted by COVID-19
(2) Excludes Depreciation Expense
(3) Operating Expenses were impacted by COVID-19

Sales & Use Tax Rates Direct and Overlapping Governments

Last Ten Fiscal Years

Year	State of Georgia ⁽¹⁾	MARTA ⁽²⁾	DeKalb County ^(3 & 8)	Fulton County ^(4 & 8)	Clayton County ⁽⁵⁾	Cobb County ⁽⁶⁾	Gwinnett County ⁽⁷⁾
2012	4%	1%	3%	3%	3%	2%	2%
2013	4	1	3	3	3	2	2
2014	4	1	3	3	3	2	2
2015	4	1	2	2	3	2	2
2016	4	1	2	2	3	2	2
2017	4	1	2	2.8	3	2	2
2018	4	1	3.9	3.9	3	2	2
2019	4	1	3.9	3.9	3	2	2
2020	4	1	3.9	3.9	3	2	2
2021	4	1	3.9	3.9	3	2	2

⁽¹⁾ Charged in all counties.

⁽²⁾ Charged in counties in the MARTA district which have a service contract with MARTA, currently Fulton, DeKalb and Clayton counties.

⁽³⁾ Education tax and homestead tax effective July 1, 1997.

⁽⁴⁾ Local option tax effective April 1, 1983. Education tax effective July 1, 1997.

⁽⁵⁾ Local option tax effective April 1, 1994. Education tax effective July 1, 1997. Special purpose tax effective July 1, 1998.

⁽⁶⁾ Education tax effective April 1, 1999.

⁽⁷⁾ Special purpose tax effective April 1, 1992. Education tax effective July 1, 1997.

⁽⁸⁾ Local other purpose tax levied only within the City of Atlanta effective October 1, 2004.

Source: Georgia Department of Revenue

INTENTIONALLY LEFT BLANK

DEBT CAPACITY



INTENTIONALLY LEFT BLANK

Sales and Use Tax Revenue Bond Debt Coverage

Last Ten Fiscal Years
(Dollars in Thousands)

Fiscal Year	Sales & Use Tax	Debt Service Requirements			Debt Service Coverage ⁽¹⁾
		Principal	Interest	Total	
2012	\$340,945	\$62,860	\$69,750	\$132,610	2.57%
2013	338,893	51,035	73,936	124,971	2.71
2014	347,289	80,875	76,723	157,598	2.20
2015	377,743	55,255	78,817	134,072	2.82
2016	409,718	59,425	86,018	145,443	2.82
2017	439,039	24,660	84,132	108,792	4.04
2018	507,146	38,520	75,498	114,018	4.45
2019	540,310	44,160	82,297	126,457	4.27
2020 ⁽²⁾	521,898	51,825	84,979	136,804	3.81
2021	569,682	55,240	83,945	139,185	4.09

⁽¹⁾ Bond indebtedness is limited by the Trust Indenture and the Trustee in each bond year to the extent that estimated amounts of sales and use tax received are at least equal to two (2) times the aggregate amount of total debt service.

⁽²⁾ Sales and Use Tax was impacted by COVID-19.

Sales & Use Tax Revenue Bond Debt Service Limit

June 30, 2021
(Dollars in Thousands)

Sales & Use Tax	\$ 569,682
Debt Service Limitation ⁽¹⁾	<u>45%</u>
Debt Service Limit	256,357
Required for Debt Service ⁽²⁾	<u>139,185</u>
Excess	<u><u>\$ 117,172</u></u>

(1) The MARTA Board established a limit for the annual debt service to be paid for by sales and use tax revenue bonds to no more than 45% of the estimated sales tax receipts for the year.

(2) From page 105 - Sales & Use Tax Revenue Bond Debt Service Limit.

Sales & Use Tax Revenue Bond Debt Service Limit

Last Ten Fiscal Years
(Dollars in Thousands)

Fiscal Year	Sales & Use Tax	Required for Debt Service	Ratio of Debt Service ⁽¹⁾
2012	\$340,945	\$132,610	38.9
2013	338,893	124,971	36.9
2014	347,289	127,419	36.7
2015	377,743	134,072	35.5
2016	409,718	145,443	35.5
2017	439,039	108,792	24.8
2018	507,146	114,018	22.5
2019	540,310	126,457	23.4
2020 ⁽²⁾	521,898	136,804	26.2
2021	569,682	139,185	24.4

⁽¹⁾ The MARTA Board established a limit for the annual debt service to be paid for by sales and use tax revenue bonds to no more than 45% of the estimated sales tax receipts for the year.

⁽²⁾ Sales and Use Tax was impacted by COVID-19.

Sales & Use Tax Revenue Bond Debt Ratios

Last Ten Fiscal Years
(Dollars in Thousands)

Fiscal Year	Net Outstanding Sales Tax Revenue Bond ⁽¹⁾	Capital Leases ⁽¹⁾	Total Debt Outstanding	Total Unlinked Passenger Count ⁽²⁾	Per Capita ⁽³⁾	As a Share of Personal Income ⁽⁴⁾
2012	\$ 1,910,275	\$ 390,859	\$ 2,301,134	134,308	\$17	2.35**
2013	1,880,484	409,045	2,289,529	129,320	18	2.33**
2014	1,791,781	430,004	2,221,785	128,540	17	2.16**
2015	2,131,498	452,067	2,583,565	135,406	19	2.36**
2016	2,176,583	311,633	2,488,216	132,724	19	2.09**
2017	2,345,485	324,663	2,670,148	125,741	21	2.09**
2018	2,125,742	300,571	2,426,313	119,442	20	1.79**
2019	2,186,670	320,559	2,507,229	116,665	21	*
2020 ⁽⁵⁾	2,405,142	394,415	2,799,557	93,669	30	*
2021 ⁽⁵⁾	2,349,165	374,625	2,723,790	45,873	59	*

* Not available

** Revised

(1) From MARTA Financial Statements 2012 to 2021

(2) See "Unlinked Passenger Changes" on Page 119

(3) Outstanding Debt per Unlinked Passenger Count on Page 119

(4) Outstanding Debt per Total Service District Personal Income , revised in FY 2021: see Trends in Personal Income on page 111.

(5) Total Unlinked Passenger Count was impacted by COVID-19.

Computation of Overlapping Debt

December 31, 2020
(Dollars in Thousands)

Jurisdiction:	Amount Outstanding	Percentage Applicable to MARTA	Amount Applicable to MARTA
Fulton County Library Bonds	\$ 234,408	100	\$ 234,408
Fulton County School District	11,495	100	11,495
Fulton County Urban Redevelopment Agency	91,984	100	91,984
DeKalb County	210,590	100	210,590
Municipalities:			
Atlanta	268,117	94.02	252,574
Alpharetta	84,270	100	84,270
Hapeville	9,015	100	9,015
Fairburn	7,387	100	7,387
Johns Creek	39,232	100	39,232
Union City	11,222	100	11,222
Milton	48,279	100	48,279
Roswell	5,363	100	5,363
Fulton-DeKalb Hospital Authority Series 2012	36,390	100	36,390
Atlanta-Fulton County Recreation Authority (Zoo 2007)	3,008	95.65	2,877
South Fulton Regional Jail Authority (Fulton Project)	11,685	100	11,685
East Point Building Authority	35,445	100	35,445
Total Overlapping Debt	<u>\$ 1,107,890</u>		<u>\$ 1,092,216</u>

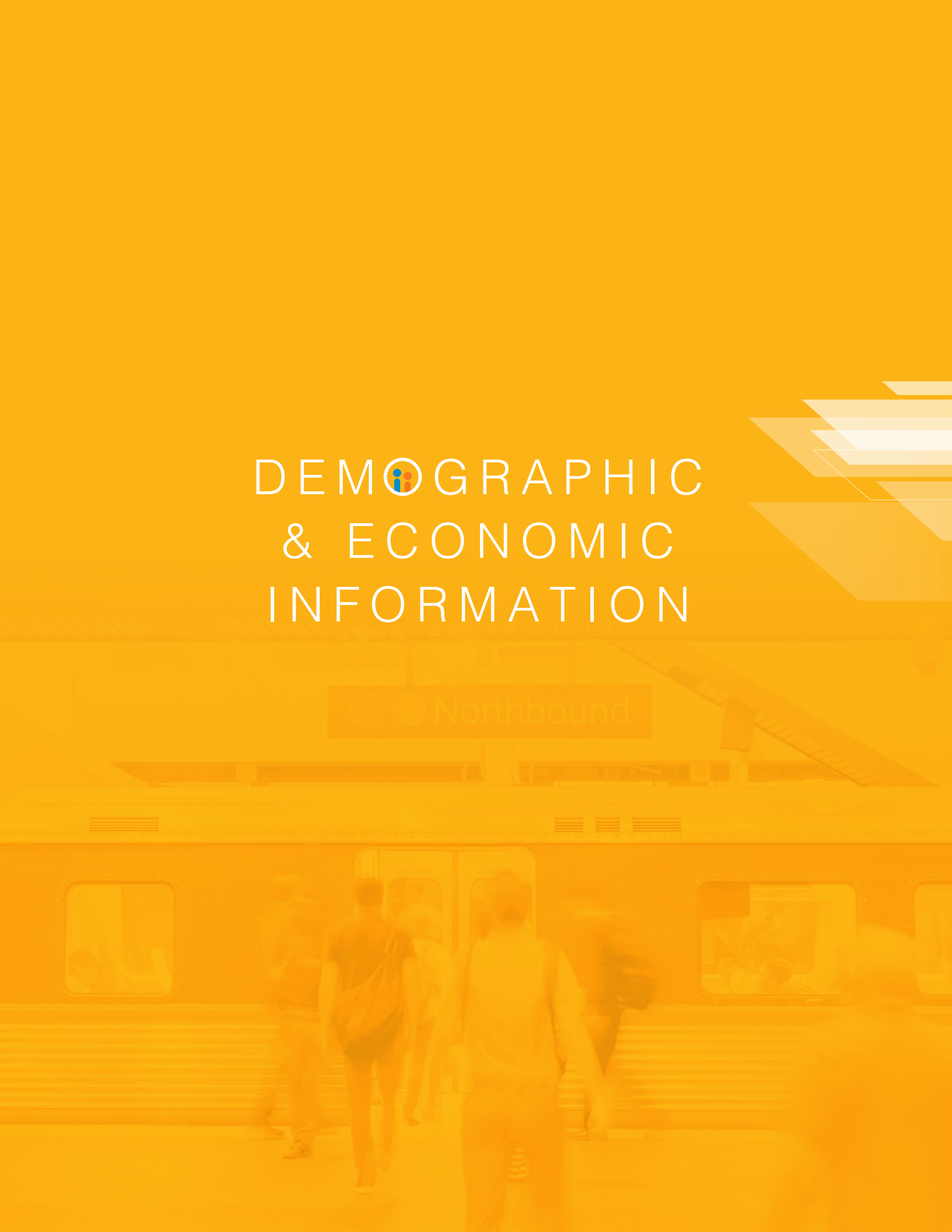
This schedule depicts the debt obligations imposed by other governments that are, either wholly or in part, within the geographic boundaries of MARTA, and the percent of property within MARTA's boundaries. MARTA has no obligation to the other governments for their debt.

Source: Year Ended December 31, 2020 CAFR for the City of Atlanta, Fulton County, and Dekalb County.

INTENTIONALLY LEFT BLANK

DEMOGRAPHIC & ECONOMIC INFORMATION

Northbound



INTENTIONALLY LEFT BLANK

Trends in Personal Income

Last Ten Fiscal Years
(Dollars in Thousands)

Calendar Year								PER CAPITA*** Personal Income		
	Clayton County	Fulton County	DeKalb County	Total Service District(1)	% Change Clayton County	% Change Fulton County	% Change DeKalb County	Clayton County	Fulton County	DeKalb County
2012	\$ 6,633,794	\$61,741,749	\$29,694,392	\$98,069,935	-4.8%	7.4%	1.0%	\$24,915	63,134	41,923
2013	6,678,032	60,834,268	30,413,797	97,926,097	0.7	1.5	2.4	25,215	61,778	42,541
2014	7,018,256	63,937,957	31,963,587	102,919,800	5.1	5.1	5.1	26,232	64,174	44,261
2015	7,129,808	70,716,189	31,466,648	109,312,645	1.6	10.6	-1.6	26,025	69,977	42,819
2016	7,466,751	77,713,366	34,026,710	119,206,827	4.7	9.4	8.1	26,702	78,794	45,522
2017	7,698,857	83,820,696	36,519,269	128,038,822	4.7	6.2	6.7	27,058	80,683	48,557
2018*	8,047,505	91,687,757	38,997,656	138,732,918	4.3	7.9	5.9	27,827	87,311	51,659
2019*	8,377,425	94,511,629	40,308,314	143,197,368	4.1	3.1	3.4	28,665	88,832	53,086
2020**	**	**	**	**	**	**	**	**	**	**
2021**	**	**	**	**	**	**	**	**	**	**

* Revised per latest update from US Department of commerce BEA dated November 17, 2020

** Not available

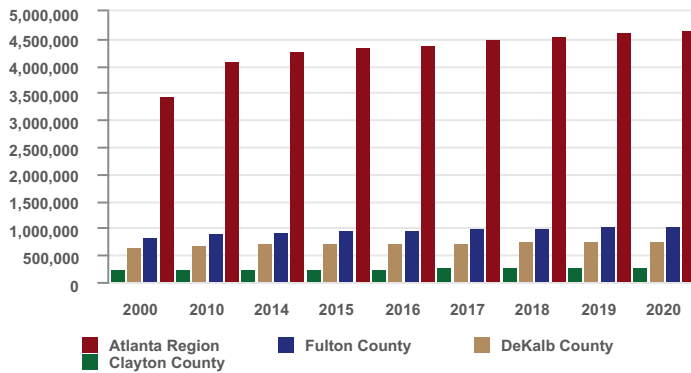
*** Actual dollar amounts

⁽¹⁾Represents Total Personal Income

Population and Employment

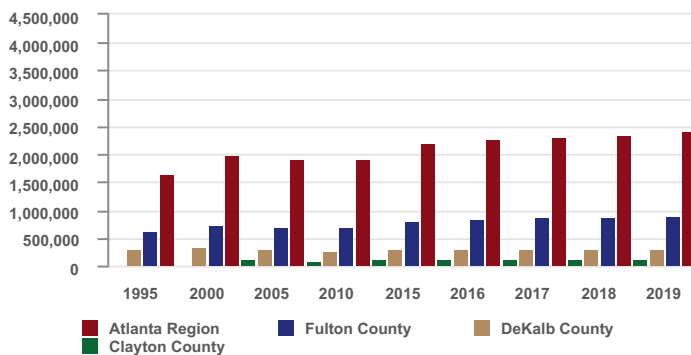
June 30, 2021

Population Growth Since 2000



Year	Clayton County	Fulton County	DeKalb County	Atlanta Region
2000	236,517	816,006	665,865	3,429,379
2010	259,424	920,581	691,893	4,107,750
2014	264,700	958,100	712,900	4,272,300
2015	266,900	970,400	718,400	4,332,600
2016	270,600	985,700	725,000	4,401,800
2017	275,300	1,002,800	733,900	4,480,100
2018	279,400	1,020,370	744,530	4,555,900
2019	283,900	1,037,070	753,030	4,628,400
2020	288,900	1,049,470	758,230	4,692,000
2021	*	*	*	*

Employment Growth Since 1995



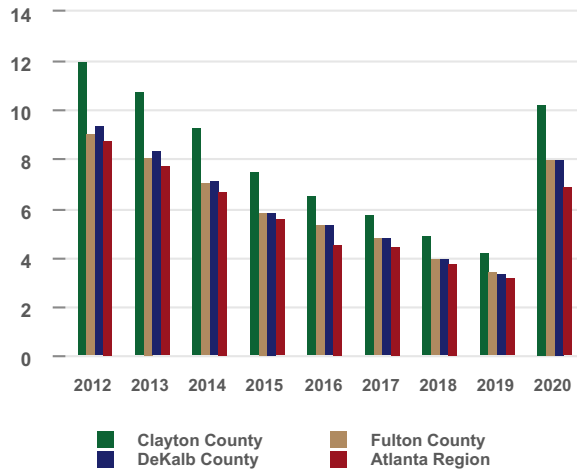
Year	Clayton County	Fulton County	DeKalb County	Atlanta Region
1995	*	616,000	331,800	1,640,000
2000	*	730,900	346,900	1,991,500
2005	126,400	691,100	299,400	1,936,700
2010**	119,055	692,677	281,026	1,925,328
2015**	130,143	818,902	301,880	2,198,411
2016**	128,599	856,499	307,448	2,277,889
2017**	130,233	878,099	312,424	2,320,307
2018	132,658	895,046	318,379	2,371,912
2019	135,714	899,827	317,774	2,409,784

*Not available

**Revised

Source: Atlanta Regional Commission

Unemployment Rates Since 2012



Year	Clayton County	Fulton County	DeKalb County	Atlanta Region
2012	12	9.1	9.4	8.8
2013	10.8	8.1	8.4	7.8
2014	9.3	7.1	7.2	6.7
2015	7.5	5.9	5.9	5.6
2016	6.6	5.4	5.4	4.6
2017	5.8	4.8	4.8	4.5
2018	4.9	4.0	4.0	3.8
2019	4.2	3.5	3.4	3.2
2020	10.3	8.0	8.0	6.9
2021**	**	**	**	**

** Not Available

Source: U.S. Department of Labor-Bureau of Labor Statistics

Top Ten Corporate Employers in the Atlanta Region

Current Year and Nine Years Ago

Company	2020			2011		
	Number of Full Time Employees	Rank	Percentage of Total Employment	Number of Full Time Employees	Rank	Percentage of Total Employment
Emory Healthcare, Inc.	32,594	1	1.09%			
Delta Air Lines, Inc.	27,535	2	0.92	28,000	1	1.15%
Northside Hospital	23,600	3	0.79			
The Home Depot	18,600	4	0.62	9,000	6	0.37
WellStar Health System	17,740	5	0.59	9,931	5	0.44
Piedmont Healthcare	16,000	6	0.57			
UPS	11,300	7	0.38	10,849	4	0.41
Publix Super Markets	10,757	8	0.36			
Children's Healthcare of Atlanta	7,711	9	0.26			
Cox Enterprises, Inc.	7,417	10	0.25	6,885	8	0.28
Wal-Mart Stores, Inc				26,000	2	1.07
AT&T				19,245	3	0.79
Lockheed Martin Aeronautics Co.				7,800	7	0.28
Sun Trust Bank				6,813	9	0.28
Turner Broadcasting System, Inc				6,707	10	0.27
	173,254		5.73	131,230		5.38

Sources: Atlanta Business Chronicle July 2021

OPERATING INFORMATION



INTENTIONALLY LEFT BLANK

Transit Service Effort & Accomplishments Per Mile

Last Ten Fiscal Years
(Vehicle Miles In Thousands)

Fiscal Year	Revenue Vehicle Miles ⁽¹⁾				Operating Expense ⁽²⁾ Per Mile	Operating Expense ⁽²⁾ Per Passenger Mile ^{(1) (3)}	Unlinked Passenger Trips Per Mile ^{(1) (3)}
	Bus	Rail	Total	% Change			
2012	22,804	17,661	40,465	(3)%	\$10.17	\$0.60	3.1
2013	22,743	17,916	40,659	—	9.83	0.59	3.1
2014	22,443	18,086	40,529	—	10.18	0.61	3.2
2015	23,138	22,215	45,353	12	8.82	0.54	2.9
2016	25,181	22,268	47,449	5	9.13	0.59	2.8
2017	26,239	22,334	48,573	2	8.91	0.60	2.6
2018	27,163	22,373	49,536	2	9.73	0.70	2.4
2019	28,122	22,511	50,633	2	10.31	0.75	2.3
2020 ⁽¹⁾	28,303	20,431	48,734	(4)	10.44	0.97	1.9
2021 ⁽¹⁾	26,018	17,253	43,271	(11)	11.59	2.05	1.1

⁽¹⁾ Does not include demand response. Impacted by COVID-19.

⁽²⁾ Operating expense excludes depreciation.

⁽³⁾ Unlinked Passenger figures count passengers each time that person boards a transit vehicle from the initial point of origin until he or she reaches a final destination.

Transit Service Effort and Accomplishments Per Hour

Last Ten Fiscal Years
(Vehicle Hours In Thousands)

Fiscal Year	Revenue Vehicle Hours ⁽¹⁾				Operating Expense ⁽²⁾ Per Hour	Operating Expense ⁽²⁾ Per Passenger Trip ^{(1) (3)}	Unlinked Passenger Trips Per Revenue Vehicle Hour ^{(1) (3)}
	Bus	Rail	Total	% Change			
2012	1,877	674	2,551	(1)%	\$161.30	\$3.06	52.7
2013	1,863	683	2,546	—	136.97	3.09	50.8
2014	1,829	686	2,515	(1)	164.10	3.21	51.1
2015	1,896	836	2,732	9	146.44	2.94	49.8
2016	2,043	838	2,881	5	150.33	3.27	46.1
2017	2,114	840	2,954	3	146.57	3.44	42.6
2018	2,205	841	3,046	3	158.29	4.04	39.2
2019	2,279	845	3,124	3	167.17	4.48	37.3
2020 ^(1&2)	2,323	771	3,094	(1)	164.51	5.43	30.3
2021 ^(1&2)	2,103	651	2,754	(11)	182.20	10.94	16.7

⁽¹⁾ Does not include demand response. Impacted by COVID-19.

⁽²⁾ Operating expense excludes depreciation.

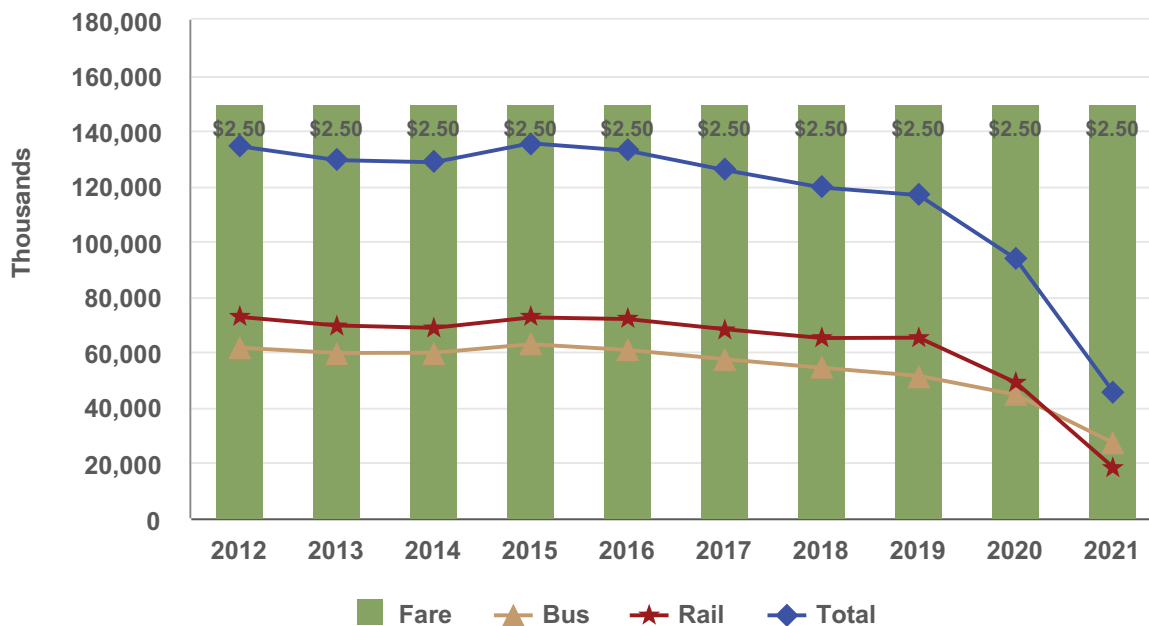
⁽³⁾ Unlinked Passenger figures count passengers each time that person boards a transit vehicle from the initial point of origin until he or she reaches a final destination.

Unlinked Passenger Changes

Last Ten Fiscal Years
(In Thousands)
Unlinked Passenger Count ⁽¹⁾

Fiscal Year	Bus ⁽¹⁾	% Change	Rail ⁽¹⁾	% Change	Total ⁽¹⁾	% Change
2012	61,597	(2.4)%	72,711	(4.6)%	134,308	(3.6)%
2013	59,690	(3.1)	69,630	(4.2)	129,320	(3.7)
2014	59,778	0.1	68,762	(1.2)	128,540	(0.6)
2015	62,869	5.2	72,537	5.5	135,406	5.3
2016	60,779	(3.3)	71,945	(0.8)	132,724	(2.0)
2017	57,460	(5.5)	68,281	(5.1)	125,741	(5.3)
2018	54,355	(5.4)	65,087	(4.7)	119,442	(5.0)
2019	51,448	(5.3)	65,217	0.2	116,665	(2.3)
2020 ⁽¹⁾	44,638	(13.2)	49,031	(24.8)	93,669	(19.7)
2021 ⁽¹⁾	27,339	(38.8)	18,533	(62.2)	45,872	(51.0)

Relationship of Fare Changes to Linked Passenger Counts

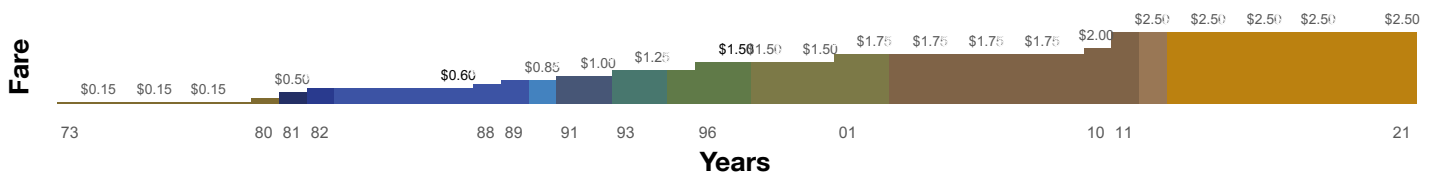


(1) Unlinked passenger count is any transit vehicle passenger boarding, whether it is the first boarding of an origin-to-destination journey or a subsequent transfer. Ridership was impacted by COVID-19.

Fare Structure

For the Fiscal Year Ended June 30, 2021

Regular Fare			
Single Trip (stored on Breeze Card or Breeze Ticket)	\$2.50	Discounted Mobility Service (unlimited travel for 30 days on Breeze Card)	\$128.00
Round Trip-including transfers(stored on Breeze Card or Breeze Ticket)	\$5.00	Mobility on Fixed Route (For Mobility certified customers riding fixed route with Mobility Breeze Card)	
Ten(10) single trips(10 trips on Breeze Card or Breeze Ticket)	\$25.00		No charge
<hr/>			
Discounted Fare		Student Programs	
Twenty (20) single trips (20 trips stored on one Breeze Card or Breeze Ticket)	\$42.50	K-12 Program (Grade School and High School students K-12, Monday through Friday)	\$14.40
30 day pass (unlimited travel for 30 consecutive days, all regular service)	\$95.00	Ten(10) trip pass (to/from school), all regular school	
7 day pass (unlimited travel for 7 consecutive days, all regular service)			
Day passes (unlimited travel for consecutive days, all regular service). Price per day:		\$23.75 University Pass (U-Pass) Program	
1 day:	\$9.00	Monthly discount program for college or university students and staff	Students: \$68.50
2 day:	\$14.00		Faculty/Staff: \$83.80
3 day:	\$16.00	Convention and Visitors Pass	
4 day:	\$19.00	For groups of 15 or more, ordered a minimum of 20 days in advance. Price per day:	1 day: \$9.00
			2 day: \$14.00
			3 day: \$16.00
			4 day: \$19.00
			7 day: \$23.75
			30 day: \$95.00
<hr/>			
Atlanta Streetcar			
One Way Trip (ADULT)	\$1.00		
Child (Up to 2 children, 46" & under w/paid adult)*			
One Day Pass	\$3.00		
and older and disabled customers using regular service)	\$1.00		
Mobility Service (Demand response for certified customers)	\$4.00		
Personal care attendant may ride free (if required)			
Discounted Mobility Service (20 single trips)	\$68.00		



Vehicles Operated in Maximum Service

Last Ten Fiscal Years

Fiscal Year	Bus	Rail	Total⁽¹⁾
2012	443	182	625
2013	446	182	628
2014	444	180	624
2015	450	180	630
2016	453	180	633
2017	466	206	672
2018	465	196	661
2019	448	178	626
2020	425	178	603
2021	442	128	570

⁽¹⁾Does not include demand response.

Number of Employees

Last Ten Fiscal Years

Fiscal Year	Full-Time	Part-Time	Total
2012	4,275	222	4,497
2013	4,234	186	4,420
2014	4,356	191	4,547
2015	4,317	208	4,525
2016	4,356	288	4,644
2017	4,249	264	4,513
2018	3,940	212	4,152
2019	4,319	118	4,437
2020	4,238	251	4,489
2021	4,523	198	4,721

Note: A full-time employee is scheduled to work 260 days per year (365 minus two days off per week). At eight hours per day, 2,080 hours are scheduled per year (including Paid Time Off). Full-Time equivalent employment is calculated by dividing total labor hours by 2,080.

Miscellaneous Statistical Data

Last Ten Fiscal Years

	2021	2020	2019	2018	2017	2016	2015	2014	2013	2012
Population served	1,646,800	1,626,211	1,618,865	2,079,829	1,967,468	2,019,388	1,986,022	1,697,633	1,684,862	1,649,492
Size of area served (in square miles)	597	597	592	567	567	567	515	485	467	483
Number of Bus Routes	111	44	110	108	100	100	97	92	91	92
Annual Bus Passenger Miles (in millions) (Excludes Paratransit/Demand Response)	120.1	196.1	244	246	251	259	257	233	231	228
Miles of Bus Route	1,796	1,805	1,775	1,741	1,600	1,659	1,636	1,449	1,439	1,445
-Average On Time Performance	82.0 %	77.1 %	77.1 %	78.6 %	78.5 %	78.8 %	79.6 %	77.6 %	76.4 %	74.6 %
Miles of Rail Route	48	48	48	51	48	48	48	48	48	48
-Average On Time Performance	97.6 %	97.8 %	96.8 %	97.1 %	98.0 %	96.6 %	96.2 %	96.4 %	97.5 %	97.8 %
Annual Rail Passenger Miles (in millions)	125.0	330.2	449.0	449.9	468.8	477.3	472.8	444.9	444.0	463.2
Number of Rail Stations	38	38	38	38	38	38	38	38	38	38
Number of Bus Stop Locations	8,949	9,035	9,088	9,193	9,136	9,210	8,941	8,885	8,954	8,913
Number of Bus Park And Ride Facilities	8	8	8	7	7	7	6	6	9	8
Number of Bus Shelters	896	790	698	681	652	754	741	738	791	791
Bus Passenger Parking Capacity	2,981	2,981	2,981	3,053	2,843	2,807	2,750	2,691	2,686	2,744
Rail Passenger Parking Capacity	22,057	22,057	20,947	20,300	21,200	21,645	21,992	21,420	22,554	21,607
No. of Buses in Active Fleet	539	538	594	555	550	569	565	531	528	531
-Average Vehicle Age (in years)	5.4	4.0	5.4	5.4	6.4	5.4	4.4	6.5	8.6	7.6
No. of Mobility Vehicles in Active Fleet	240	242	208	211	210	211	198	187	171	172
-Average Vehicle Age (in years)	2.5	2.0	2.6	3.8	2.9	1.9	1.9	3.6	5.2	4.2
No. of Rapid Rail Vehicles in Active Fleet	262	250	290	306	316	336	336	336	336	338
-Average Vehicle Age (in years)	32.6	31.0	29.6	28.6	27.6	27.6	26.6	25.6	24.6	23.6
No. of Streetcars*	4	4	4	—	—	—	—	—	—	—
-Average Vehicle Age (in years)	6.1	5.0	4.1	—	—	—	—	—	—	—
Annual Mobility Vehicle Miles (in millions)	5.0	8.7	10.4	10.0	9.3	8.5	8.2	7.7	7.7	8.4
Investment In Property and Equipment (in billions)	\$ 8.181	\$ 7,955	\$ 7,685	\$ 7,397	\$ 7,166	\$ 7,030	\$ 6,941	\$ 6,781	\$ 6,560	\$ 6,440

* In FY 2019 MARTA assumed the ownership and operation of the streetcars.

INTENTIONALLY LEFT BLANK



\$INGLE AUDIT



INTENTIONALLY LEFT BLANK

INDEPENDENT AUDITOR'S REPORT ON INTERNAL CONTROL
OVER FINANCIAL REPORTING AND ON COMPLIANCE AND OTHER MATTERS
BASED ON AN AUDIT OF FINANCIAL STATEMENTS PERFORMED
IN ACCORDANCE WITH *GOVERNMENT AUDITING STANDARDS*

Board of Directors
Metropolitan Atlanta Rapid Transit Authority
Atlanta, Georgia

We have audited, in accordance with the auditing standards generally accepted in the United States of America and the standards applicable to financial audits contained in *Government Auditing Standards* issued by the Comptroller General of the United States, the financial statements of the business-type activities and fiduciary activities of Metropolitan Atlanta Rapid Transit Authority (MARTA), as of and for the year ended June 30, 2021, and the related notes to the financial statements, which collectively comprise MARTA's basic financial statements, and have issued our report thereon dated November 19, 2021. Our report includes a reference to other auditors who audited the financial statements of the MARTA/ATU Local No. 732 Employees Retirement Plan and the MARTA Non-Represented Pension Plan, as described in our report on the MARTA's financial statements. The financial statements of the MARTA/ATU Local No. 732 Employees Retirement Plan and the MARTA Non-Represented Pension Plan were not audited in accordance with *Government Auditing Standards*.

Internal Control Over Financial Reporting

In planning and performing our audit of the financial statements, we considered MARTA's internal control over financial reporting (internal control) as a basis for designing the audit procedures that are appropriate in the circumstances for the purpose of expressing our opinion on the financial statements, but not for the purpose of expressing an opinion on the effectiveness of MARTA's internal control. Accordingly, we do not express an opinion on the effectiveness of MARTA's internal control.

A deficiency in internal control exists when the design or operation of a control does not allow management or employees, in the normal course of performing their assigned functions, to prevent, or detect and correct, misstatements on a timely basis. A *material weakness* is a deficiency, or a combination of deficiencies, in internal control, such that there is a reasonable possibility that a material misstatement of the entity's financial statements will not be prevented, or detected and corrected on a timely basis. A *significant deficiency* is a deficiency, or a combination of deficiencies, in internal control that is less severe than a material weakness, yet important enough to merit attention by those charged with governance.

Our consideration of internal control was for the limited purpose described in the first paragraph of this section and was not designed to identify all deficiencies in internal control that might be material weaknesses or significant deficiencies and therefore material weaknesses or significant deficiencies may exist that were not identified. Given these limitations, during our audit we did not identify any deficiencies in internal control that we consider to be material weaknesses. However, material weaknesses may exist that have not been identified.

(Continued)

Compliance and Other Matters

As part of obtaining reasonable assurance about whether MARTA's financial statements are free from material misstatement, we performed tests of its compliance with certain provisions of laws, regulations, contracts, and grant agreements, noncompliance with which could have a direct and material effect on the financial statements. However, providing an opinion on compliance with those provisions was not an objective of our audit, and accordingly, we do not express such an opinion. The results of our tests disclosed no instances of noncompliance or other matters that are required to be reported under *Government Auditing Standards*.

Purpose of this Report

The purpose of this report is solely to describe the scope of our testing of internal control and compliance and the results of that testing, and not to provide an opinion on the effectiveness of the entity's internal control or on compliance. This report is an integral part of an audit performed in accordance with *Government Auditing Standards* in considering the entity's internal control and compliance. Accordingly, this communication is not suitable for any other purpose.


Crowe LLP

Atlanta, Georgia
November 19, 2021

INDEPENDENT AUDITOR'S REPORT ON COMPLIANCE FOR EACH MAJOR FEDERAL PROGRAM; REPORT ON INTERNAL CONTROL OVER COMPLIANCE; AND REPORT ON THE SCHEDULE OF EXPENDITURES OF FEDERAL AWARDS REQUIRED BY THE UNIFORM GUIDANCE

Board of Directors
Metropolitan Atlanta Rapid Transit Authority
Atlanta, Georgia

Report on Compliance for Each Major Federal Program

We have audited Metropolitan Atlanta Rapid Transit Authority's (MARTA's) compliance with the types of compliance requirements described in the *OMB Compliance Supplement* that could have a direct and material effect on each of MARTA's major federal programs for the year ended June 30, 2021. MARTA's major federal programs are identified in the summary of auditor's results section of the accompanying schedule of findings and questioned costs.

Management's Responsibility

Management is responsible for compliance with federal statutes, regulations, and the terms and conditions of its federal awards applicable to its federal programs.

Auditor's Responsibility

Our responsibility is to express an opinion on compliance for each of MARTA's major federal programs based on our audit of the types of compliance requirements referred to above. We conducted our audit of compliance in accordance with auditing standards generally accepted in the United States of America; the standards applicable to financial audits contained in *Government Auditing Standards*, issued by the Comptroller General of the United States; and the audit requirements of Title 2 U.S. *Code of Federal Regulations* Part 200, *Uniform Administrative Requirements, Cost Principles, and Audit Requirements for Federal Awards* (Uniform Guidance). Those standards and the Uniform Guidance require that we plan and perform the audit to obtain reasonable assurance about whether noncompliance with the types of compliance requirements referred to above that could have a direct and material effect on a major federal program occurred. An audit includes examining, on a test basis, evidence about MARTA's compliance with those requirements and performing such other procedures as we considered necessary in the circumstances.

We believe that our audit provides a reasonable basis for our opinion on compliance for each major federal program. However, our audit does not provide a legal determination of MARTA's compliance.

Opinion on Each Major Federal Program

In our opinion, MARTA complied, in all material respects, with the types of compliance requirements referred to above that could have a direct and material effect on each of its major federal programs for the year ended June 30, 2021.

(Continued)

Report on Internal Control Over Compliance

Management of MARTA is responsible for establishing and maintaining effective internal control over compliance with the types of compliance requirements referred to above. In planning and performing our audit of compliance, we considered MARTA's internal control over compliance with the types of requirements that could have a direct and material effect on each major federal program to determine the auditing procedures that are appropriate in the circumstances for the purpose of expressing an opinion on compliance for each major federal program and to test and report on internal control over compliance in accordance with the Uniform Guidance, but not for the purpose of expressing an opinion on the effectiveness of internal control over compliance. Accordingly, we do not express an opinion on the effectiveness of MARTA's internal control over compliance.

A *deficiency in internal control over compliance* exists when the design or operation of a control over compliance does not allow management or employees, in the normal course of performing their assigned functions, to prevent, or detect and correct, noncompliance with a type of compliance requirement of a federal program on a timely basis. A *material weakness in internal control over compliance* is a deficiency, or combination of deficiencies, in internal control over compliance, such that there is a reasonable possibility that material noncompliance with a type of compliance requirement of a federal program will not be prevented, or detected and corrected, on a timely basis. A *significant deficiency in internal control over compliance* is a deficiency, or a combination of deficiencies, in internal control over compliance with a type of compliance requirement of a federal program that is less severe than a material weakness in internal control over compliance, yet important enough to merit attention by those charged with governance.

Our consideration of internal control over compliance was for the limited purpose described in the first paragraph of this section and was not designed to identify all deficiencies in internal control over compliance that might be material weaknesses or significant deficiencies. We did not identify any deficiencies in internal control over compliance that we consider to be material weaknesses. However, material weaknesses may exist that have not been identified.

The purpose of this report on internal control over compliance is solely to describe the scope of our testing of internal control over compliance and the results of that testing based on the requirements of the Uniform Guidance. Accordingly, this report is not suitable for any other purpose.

Report on Schedule of Expenditures of Federal Awards Required by the Uniform Guidance

We have audited the financial statements of MARTA as of and for the year ended June 30, 2021, and the related notes to the financial statements, which collectively comprise MARTA's basic financial statements. We issued our report thereon dated November 19, 2021, which contained an unmodified opinion on those financial statements. Our audit was conducted for the purpose of forming an opinion on the financial statements that collectively comprise the basic financial statements. The accompanying schedule of expenditures of federal awards is presented for purposes of additional analysis as required by the Uniform Guidance and is not a required part of the basic financial statements. Such information is the responsibility of management and was derived from and relates directly to the underlying accounting and other records used to prepare the basic financial statements. The information has been subjected to the auditing procedures applied in the audit of the financial statements and certain additional procedures, including comparing and reconciling such information directly to the underlying accounting and other records used to prepare the basic financial statements or to the basic financial statements themselves, and other additional procedures in accordance with auditing standards generally accepted in the United States of America. In our opinion, the schedule of expenditures of federal awards is fairly stated in all material respects in relation to the basic financial statements as a whole.


Crowe LLP

Atlanta, Georgia
November 19, 2021

METROPOLITAN ATLANTA RAPID TRANSIT AUTHORITY
SCHEDULE OF EXPENDITURES OF FEDERAL AWARDS
For The Year Ended June 30, 2021

Program Description	Assistance Listing Number	Grant Number	Total Program Award	Federal Expenditures	Passed Through to Subrecipients
U.S. Department of Transportation					
Federal Transit Cluster:					
General capital assistance					
Federal transit capital improvement grants					
Capital improvement	20.500	GA-03-0082	1,820,389	31,005	31,005
Federal transit formula grants (urbanized area formula program)					
Capital assistance	20.507	GA-95-X027	54,000,000	1,895,918	-
Capital assistance	20.507	GA-95-X335	41,591,969	62,514	-
Capital assistance	20.507	GA-90-X234	1,758,200	890,728	-
Capital assistance	20.507	GA-90-X350	53,464,569	196,367	-
Capital assistance	20.507	GA-95-X031	1,025,000	83,788	-
Capital assistance	20.507	GA-2018-022	16,564,560	364,065	74,100
Capital assistance	20.507	GA-2019-015	7,804,719	24,743	24,743
Capital assistance	20.507	GA-2020-021	<u>4,700,000</u>	<u>2,347,928</u>	-
Subtotal CFDA 20.507 - capital			180,909,017	5,866,051	98,843
Capital assistance	20.525	GA-2017-032	59,730,485	96,176	-
Capital assistance	20.526	GA-2019-017	10,574,000	5,494,757	-
Capital assistance	20.526	GA-2020-010	4,500,000	3,038,273	-
Capital assistance	20.526	GA-2021-013	<u>8,875,246</u>	<u>2,097,907</u>	-
Subtotal CFDA 20.526 - capital			<u>23,949,246</u>	<u>10,630,936</u>	-
Subtotal			<u>264,588,748</u>	<u>16,593,162</u>	<u>98,843</u>
General operating assistance					
Operating (Formula grant)	20.507	GA-90-X305	43,973,521	90,000	-
Operating (Formula grant)	20.507	GA-2017-021	65,224,624	3,464,463	-
Operating (Formula grant)	20.507	GA-2016-016	63,600,000	515,263	-
Operating (Formula grant)	20.507	GA-2018-017	35,903,804	179,604	-
Operating (Formula grant)	20.507	GA-2019-014	31,905,994	132,594	-
Operating (Formula grant)	20.507	GA-2020-014	112,706,360	27,725,881	-
Operating (Formula grant)	20.507	GA-2020-020	10,500,000	8,400,000	-
COVID-19 – Formula grant	20.507	GA-2020-011	<u>298,641,024</u>	<u>196,357,898</u>	-
Subtotal CFDA 20.507 - operating			662,455,327	236,865,703	-
Operating (Formula grant)	20.525	GA-2020-014	122,763,041	75,273,230	-
Operating (Formula grant)	20.525	GA-2019-020	<u>91,620,534</u>	<u>3,601,995</u>	-
Subtotal CFDA 20.525 - operating			<u>214,383,575</u>	<u>78,875,225</u>	-
Subtotal			<u>876,838,902</u>	<u>315,740,928</u>	-
Total Federal Transit Cluster			<u>1,143,248,039</u>	<u>332,365,096</u>	<u>129,848</u>
Highway Planning and Construction Cluster:					
Capital assistance	20.205	GA-90-X159	<u>5,400,000</u>	<u>130,242</u>	-
Total Highway Planning and Construction Cluster			<u>5,400,000</u>	<u>130,242</u>	-

2021 Annual Comprehensive Financial Report Year Ended June 30, 2021

METROPOLITAN ATLANTA RAPID TRANSIT AUTHORITY
SCHEDULE OF EXPENDITURES OF FEDERAL AWARDS
For The Year Ended June 30, 2021

<u>Program Description</u>	<u>Assistance Listing Number</u>	<u>Grant Number</u>	<u>Total Program Award</u>	<u>Federal Expenditures</u>	<u>Passed Through to Subrecipients</u>
Public Transportation Research, Technical Assistance, and Training:					
Capital Assistance	20.514	GA-26-7015	\$ 4,704,294	\$ 80,413	\$ -
Capital Assistance	20.514	GA-2016-025	<u>5,543,745</u>	<u>478,471</u>	-
			10,248,039	558,884	-
Capital Assistance	20.933	GA-2020-022	<u>56,826,000</u>	<u>98,585</u>	-
Total Public Transportation Research, Technical Assistance, and Training			<u>67,074,039</u>	<u>657,469</u>	-
Transit Services Program Cluster:					
Capital assistance	20.521	GA-57-X002	5,331,033	115,510	115,510
Capital assistance	20.521	GA-57-X015	<u>1,107,164</u>	<u>134,073</u>	<u>91,011</u>
Total Transit Services Program Cluster			<u>6,438,197</u>	<u>249,583</u>	<u>206,521</u>
Total U.S. Department of Transportation			<u>1,222,160,275</u>	<u>333,402,390</u>	<u>336,369</u>
U.S. Department of Homeland Security:					
Rail and Transit Security:					
Capital assistance	97.075	EMW2019RA00013	326,364	20,003	-
Capital assistance	97.075	EMW2017RRA0022	<u>1,000,000</u>	<u>27,450</u>	-
Total U.S. Department of Homeland Security Grants			<u>1,326,364</u>	<u>47,453</u>	-
Local Food Promotion Program Grants:					
Capital assistance	10.172	FY17 USDA	<u>500,000</u>	<u>117,842</u>	<u>117,842</u>
Total Federal Awards			<u>\$1,223,986,639</u>	<u>\$333,567,685</u>	<u>\$ 454,211</u>

Subtotals of Multiple Awards

<u>Program Description</u>	<u>Assistance Listing Number</u>	<u>Federal Expenditures</u>
Federal Transit Grants	20.507	242,731,754
State of Good Repair Grants	20.525	78,971,401

METROPOLITAN ATLANTA RAPID TRANSIT AUTHORITY
NOTES TO THE SCHEDULE OF EXPENDITURES OF FEDERAL AWARDS
For The Year Ended June 30, 2021

NOTE 1 - REPORTING ENTITY

The Schedule of Expenditure of Federal Awards (the Schedule) includes expenditures of federal awards for the Metropolitan Atlanta Rapid Transit Authority (MARTA) as disclosed in the notes to the basic financial statements for the year ended June 30, 2021. The information in this Schedule is presented in accordance with the requirements of Title 2 U.S. Code of Federal Regulations Part 200, Uniform Administrative Requirements, Cost Principles, and Audit Requirements for Federal Awards (Uniform Guidance). Because the Schedule presents only a selected portion of the operations of MARTA, it is not intended to and does not present the financial position, changes in net position, or cash flows of MARTA.

NOTE 2 - BASIS OF ACCOUNTING

Basis of accounting refers to when revenues and expenditures or expenses are recognized in the accounts and reported in the financial statements, regardless of the measurement focus applied. All proprietary funds are accounted for using the accrual basis of accounting. Expenditures of Federal Awards reported on the Schedule are recognized when incurred.

MARTA has elected not to use the 10-percent de minimis indirect cost rate as allowed under the Uniform Guidance.

Such expenditures are recognized following, as applicable, either the cost principles in OMB Circular A-87, *Cost Principles for State, Local, and Indian Tribal Governments* or the cost principles contained in Title 2 U.S. Code of Federal Regulations Part 200, *Uniform Administrative Requirements, Cost Principles, and Audit Requirements for Federal Awards*, wherein certain types of expenditures are not allowable or are limited as to reimbursement.

NOTE 3 – MATCHING FUNDS

MARTA enters into grant agreements with federal agencies to fund various projects. Many of these agreements require MARTA to match a portion of the federal funding with non-federal funds, such as the local funds, which comes from the dedicated 1% local MARTA retail sales and use tax funds collected in DeKalb, Fulton and Clayton counties and the City of Atlanta, and also from the sale of associated sales tax revenue bonds, as required.

METROPOLITAN ATLANTA RAPID TRANSIT AUTHORITY
 SCHEDULE OF FINDINGS AND QUESTIONED COSTS
 For The Year Ended June 30, 2021

SECTION I - SUMMARY OF AUDITOR'S RESULTS

Financial Statements

Type of auditor's report issued on whether the financial statements audited were prepared in accordance with GAAP:

Unmodified

Internal control over financial reporting:
 Material weakness(es) identified?

_____ Yes X No

Significant deficiency(ies) identified?

_____ Yes X None reported

Noncompliance material to financial statements noted?

_____ Yes X No

Federal Awards

Internal control over major programs:
 Material weakness(es) identified?

_____ Yes X No

Significant deficiency(ies) identified?

_____ Yes X None reported

Type of auditors' report issued on compliance for major programs:

Unmodified

Any audit findings disclosed that are required to be Reported in accordance with 2 CFR 200.516(a)?

_____ Yes X No

Identification of major programs:

Assistance Listing Number

Name of Federal Program of Cluster

20.500 / 20.507 / 20.525 / 20.526

Federal Transit Cluster

Dollar threshold used to distinguish between type A and type B programs:

\$ 3,000,000

Auditee qualified as low-risk auditee?

 X Yes _____ No

SECTION II - FINANCIAL STATEMENT FINDINGS

None noted.

SECTION III - FEDERAL AWARD FINDINGS AND QUESTIONED COSTS

None noted.

INTENTIONALLY LEFT BLANK



METROPOLITAN ATLANTA RAPID TRANSIT AUTHORITY



itsmarta.com

2424 Piedmont Road, NE, Atlanta, Georgia 30324-3330

404-848-5000 | TTY: 404-848-5665 | accessible format: 404-848-4037